

Practical


Wireless

JANUARY 1987 £1.10

ISSN 0141-0857

The Radio Magazine

**Build The PW 'WESTBURY'
Basic Wobbulator**



PLUS
A Small Isolated Power Supply
REVIEWED
The ICS RM-1 RTTY Modem

Reg Ward & Co. Ltd.

1 Western Parade, West Street, Axminster, Devon, EX13 5NY.
Telephone: Axminster (0297) 34918

MANAGEMENT AND STAFF WOULD LIKE TO WISH EVERYONE A VERY MERRY CHRISTMAS

Yaesu

FT1	HF Transceiver	P.O.A.	(—)
FT980	HF Transceiver	1750.00	(—)
SP980	Speaker	110.00	(2.50)
FT757GX	HF Transceiver	969.00	(—)
FT757	Auto A.T.U.	349.00	(2.50)
FP757HD	Heavy Duty PSU	238.00	(2.50)
FP757GX	Switched Mode PSU	199.00	(2.50)
FT290	2m MMode Port/Transceiver	379.00	(—)
FT290	With Mutek front end fitted	409.00	(—)
MMB11	Mobile Bracket	37.50	(1.50)
NC11	Charger	10.50	(1.50)
CS1	Carrying Case	6.50	(1.50)
YHA15	2m Helical	7.50	(1.50)
YHA44D	70cm 1/2wave	12.50	(1.50)
YMA9	Speaker Mike	22.00	(1.50)
MMB15	Mobile Bracket	14.55	(1.50)
FT203R	NEW 2m H/Held/CW FN83	255.00	(—)
FT208R	NEW 2m H/Held/CW FN83	299.00	(—)
FT703R	70cm H/Held	289.00	(—)
FT709R	70cm H/Held	319.00	(—)
FT270R	2m 25W F.M.	399.00	(—)
FT270RH	2m 45W F.M.	469.00	(—)
FT270RH	2m 70cm 25W/25W	499.00	(—)
FRG 9600	60-905MHz Scanning RX	525.00	(—)
MMB10	Mobile Bracket	10.00	(1.50)
NC93	Charger	10.35	(1.50)
PA3	Car Adaptor/Charger	20.50	(1.50)
FN82	Spare Battery Pack	25.00	(1.50)
YM24A	Speaker Mike	27.00	(1.50)
FT726R	2m Base Station	999.00	(—)
430/726	70cm Module for above	349.00	(3.00)
FRG8800	HF Receiver	639.00	(—)
FRV8800	Converter 118-175 for above	100.00	(2.00)
FT7700RX	A.T.U.	59.00	(2.00)
MH188	Hand 600 8pin mic	20.00	(1.50)
MD188	Desk 600 8pin mic	79.00	(1.50)
MFA13B	Boom mobile mic	25.00	(1.50)
YH77	Lightweight phones	19.50	(1.50)
YH55	Padded phones	19.50	(1.50)
YH1	Uweight Mobile H/set-Boom mic	19.00	(1.50)
SB1	PTT Switch Box 208/706	21.00	(1.50)
SB2	PTT Switch Box 290/790	18.00	(1.50)
SB10	PTT Switch Box 270/2700	21.00	(1.50)
FF501DX	Low Pass Filter	37.50	(1.50)
NEW			
FT767GX	HF TXCR	1550.00	(—)
FT727	2M/70CM H/H	425.00	(—)
FL7000	HF Linear	1600.00	(—)
FT290 Mkl	Surer 290	429.00	(—)

Linear Amps

TOKYO HI POWER			
HL 160V	2m, 10W in, 160W out	244.52	(2.50)
HL 82V	2m, 10W in, 85W out	144.50	(2.50)
HL 110V	2m, 10W in, 110W out	249.00	(2.50)
HL 35V	2m, 3W in, 30W out	76.00	(2.50)
HL 30	2m, 3W in, 30W out	54.00	(2.50)
HL 20U	70cms, 3W in, 20W out	122.50	(2.50)

MICROWAVE MODULES			
MML144/30-LS	inc preamp (1/3 w i/p)	94.30	(2.50)
MML144/50-S	inc preamp, switchable	106.95	(2.50)
MML144/100-S	inc preamp (10w i/p)	149.95	(3.00)
MML144/100-HS	inc preamp (25w i/p)	159.95	(3.00)
MML144/100-LS	inc preamp (1/3w i/p)	169.95	(3.00)
MML144/200S	inc preamp (3/10/25 i/p)	334.65	(3.00)
MML432/30L	inc preamp (1/3w i/p)	169.05	(2.50)
MML432/50	inc preamp (10w i/p)	149.50	(2.50)
MML432/100	linear (10w i/p)	334.65	(3.00)

B.N.O.S.			
LPM 144-1-100	2m, 1W in, 100W out, preamp	197.50	(3.00)
LPM 144-3-100	2m, 3W in, 100W out, preamp	197.50	(3.00)
LPM 144-10-100	2m, 10W in, 100W out, preamp	175.00	(3.00)
LPM 144-25-160	2m, 25W in, 160W out, preamp	255.00	(3.00)
LPM 144-3-180	2m, 3W in, 180W out, preamp	295.00	(3.00)
LPM 144-10-180	2m, 10W in, 180W out, preamp	295.00	(3.00)
LP 144-3-50	2Mn 50W out, preamp	125.00	(3.00)
LP 144-10-50	2M 10W in, preamp	125.00	(3.00)
LPM 432-1-50	70cm, 1W in, 50W out, preamp	235.00	(3.00)
LPM 432-3-50	70cm, 3W in, 50W out, preamp	235.00	(3.00)
LPM 432-10-50	70cm, 10W in, 50W out, preamp	195.00	(3.00)
LPM 432-10-100	70cm, 10W in, 100W out, preamp	335.00	(3.00)

SWR/PWR Meters

HANSEN			
FS50VP	50-150MHz 20/200 Interval PEP/SWR	106.70	(2.50)
FS300V	50-150MHz 20/200 PWR/SWR	53.50	(2.50)
FS300H	1.8-60MHz 20/200/10W	53.50	(2.50)
FS210	1.8-150MHz 20/200 Auto SWR	63.50	(2.50)
W720	140-430MHz 20/200W	41.50	(2.50)

WELZ			
SP10X	1.8-150MHz PWR/SWR	39.95	(2.50)
SP122	1.8-60MHz PWR/SWR/PEP	79.95	(2.50)
SP220	1.8-200MHz PWR/SWR/PEP	67.95	(2.50)
SP225	1.8-200MHz PWR/SWR/PEP	119.95	(2.50)
SP420	140-525MHz PWR/SWR/PEP	74.95	(2.50)
SP425	140-525MHz PWR/SWR/PEP	119.95	(2.50)
SP825	1.8-200-430-800-1240MHz	179.00	(2.50)

TOYO			
T430	144/432 120 W	52.50	(2.50)
T435	144/432 200 W	58.00	(2.50)

AERIALS BY:- JAYBEAM - MINIBEAM - HYGAIN - G. WHIP - TET - MET - TONNA

Icom Products

IC751	HF Transceiver	P.O.A.	(—)
IC745	HF Transceiver	P.O.A.	(—)
IC735	New HF Transceiver	P.O.A.	(—)
PS15	P.S. Unit	158.00	(4.50)
PS30	Systems p.s.u. 25A	343.85	(—)
SM6	Base microphone for 751/745	46.00	(2.00)
IC505	50MHz multi-mode portable	459.00	(—)
IC290D	2m 25w MMode	542.00	(—)
IC271E	2m 25w MMode Base Stn.	835.00	(—)
IC271H	100W version of above	1029.00	(—)
IC27E	25W FM mobile	399.00	(—)
IC28E	25W FM	325.00	(—)
IC47E	25w 70cm FM mobile	495.00	(—)
ICBU1	BU Supply for 2545/290	32.00	(2.00)
ICR71	General Coverage Receiver	825.00	(—)
IC2E	2m H/Held	299.00	(—)
ML1	2m H/Held	225.00	(—)
IC4E	2m 10w Linear	79.35	(2.50)
IC4E	70cm H/Held	285.00	(—)
BC35	70cm hand held	299.00	(—)
HM9	Base Charger	70.15	(2.00)
LC3	Speaker mic	21.85	(2.00)
ICBP3	Carry Case	6.90	(2.00)
BP5	Std Battery Pack	29.00	(2.00)
CP1	High Power Battery Pack	60.95	(2.00)
DC1	Car Charging Lead	6.90	(2.00)
R7000	12v Adaptor	17.25	(2.00)
IC3200	VHF/UHF Scanning Receiver	957.00	(—)
IC12	2M/70cm Mobile Transceiver	565.00	(—)
GC4	23cm H/H	428.00	(—)
	World Clock	39.00	(2.00)

Scanning Receivers

SMC8400	VHF/UHF Scanner	249.00	(3.00)
SX200	VHF/UHF Scanner	325.00	(3.00)
SX400	VHF/UHF Continuous Coverage	625.00	(3.00)
AOR2002	VHF/UHF Continuous Coverage	487.30	(3.00)

Special Price
ICOM IC505
50MHz Transceiver
£399.00
Carriage £3.00

Datong Products

PC1	Gen. Cov. Con.	137.40	(2.00)
VLF	Very low frequency conv.	34.90	(2.00)
FL2	Multi-mode audio filter	89.70	(2.00)
FL3	Audio filter for receivers	129.00	(2.00)
ASP/B	r.f. speech clipper for Trio	82.80	(2.00)
ASP/A	r.f. speech clipper for Yaesu	82.80	(2.00)
ASP	As above with 8 pin conn	89.70	(2.00)
D75	Manual RF speech clipper	56.35	(2.00)
D70	Morse Tutor	56.35	(2.00)
MK	Keyboard morse sender	137.40	(2.00)
RFA	RF switched pre-amp	36.00	(2.00)
AD270-MPU	Active dipole with mains p.s.u.	51.75	(2.00)
AD370-MPU	Active dipole with mains p.s.u.	69.00	(2.00)
MPU	Mains power unit	6.90	(2.00)
DC144/28	2m converter	39.67	(2.00)
PTS1	Tone squelch unit	46.00	(2.00)
ANF	Automatic notch filter	67.85	(2.00)
SRB2	Auto Woodpecker blanker	86.25	(2.00)

CW/RTTY Equipment

Tono 550	Reader	329.00	(3.00)
ICS/AEA			
PK64	Complete Packet/Amtr terminal	166.26	(3.00)
BENCHER			
BY1	Squeeze Key, Black base	67.42	(2.50)
BY2	Squeeze Key, Chrome base	76.97	(2.50)
HI-MOUND MORSE KEYS			
HK703	Up down keyer	38.35	(2.00)
HK704	Up down keyer	26.35	(2.00)
HK705	Up down keyer	21.80	(2.00)
HK707	Up down keyer	20.15	(2.00)
HK710	Up down keyer	39.95	(2.50)
HK802	Up down solid brass	109.00	(2.50)
HK803	Up down solid brass	104.50	(2.50)
HK808	Up down keyer	39.95	(2.00)
MK703	Twin paddle keyer metal base	34.50	(2.00)
MK705	Twin paddle keyer marble base	32.78	(2.00)
MK706		30.48	(2.00)
KENPRO			
KP100	Squeeze CMOS 230/13.8v	109.25	(3.00)
KP200	Memory 4096 Multi Channel	234.55	(3.00)

Trio

TS940S	9 Band TX General Cov RX	1895.00	(—)
TS930S	9 Band TX General Cov RX	1595.00	(—)
TS440	NEW 9 Band TX General Cov RX	998.00	(—)
TS830S	160-10m Transceiver 9 Bands	981.59	(—)
AT230	All Band ATU/Power Meter	185.90	(2.50)
SP230	External Speaker Unit	56.03	(—)
TS530SP	160m-10m Transceiver	849.82	(—)
TS430S	160m-10m Transceiver	876.68	(—)
PS430	Matching Power Supply	151.48	(3.50)
SP430	Matching Speaker	39.50	(2.50)
MB430	Mobile Mounting Bracket	14.78	(2.50)
FM430	FM Board for TS430	45.00	(2.50)
SP120	Base Station External Speaker	36.33	(2.50)
MC50	Dual Impedance Desk Microphone	43.10	(2.50)
MC35S	Fist Microphone 50K ohm IMP	20.33	(2.00)
LF30A	HF Low Pass Filter 1kW	30.18	(2.00)
TR9130	2M Multimode	593.64	(—)
TM201A	2M 25W mobile	322.68	(—)
TM401A	7cms FM 12W	392.82	(—)
TH21E	2M Mini-Handhelds	199.00	(—)
TH1E	70cm Mini-Handhelds	240.99	(—)
TM211E	2M FM Mobiles	444.60	(—)
TM411E	70cm FM Mobiles	498.00	(—)
TS711E	2M Base Stations	839.96	(—)
TS811E	70cm Base Stations	999.00	(—)
TR3600	70cm Handheld	353.48	(—)
TR2600	New 2M FM Synthesised Handheld	328.00	(—)
ST2	Base Stand	72.09	(—)
SC4	Soft Case	18.48	(2.00)
SMC25	Speaker Mike	21.55	(2.00)
RB25	Spare Battery Pack	35.11	(2.00)
MS1	Mobile Stand	41.88	(2.00)
R2000	Synthesiser 200KHz-30MHz Receiver	565.32	(—)
HS5	Deluxe Headphones	32.02	(2.00)
SP40	Mobile External Speaker	19.70	(—)
TL922	160/10M 2kW Linear	1359.00	(7.50)
TS780	2M/70cm M/M Transceiver	998.00	(5.50)
TS670	6, 10, 15, 40M 10W M/M Transceiver	843.66	(5.50)
TR9300	6M M/M Transceiver	575.16	(5.50)
TR751	NEW 2M 25W Multimode	580.70	(—)

Power Supplies

DRAE			
4 amp	43.40	(2.50)	
6 amp	63.00	(3.00)	
12 amp	86.50	(3.50)	
24 amp	125.00	(4.50)	
BNOS			
6 amp	69.00	(3.00)	
12 amp	115.00	(3.50)	
25 amp	169.00	(4.50)	
40 amp	345.00	(4.50)	

SMC			
RU120406	4 amp Power Supply	14.95	(3.00)

Aerial Rotators

KR250	Light Duty	78.00	(3.00)
FU200	Light Duty	69.00	(2.50)
AR40	5 core Medium Duty	125.00	(2.50)
KR400	Med/H Duty	139.00	(3.00)
KR500	6 core Elevation	149.00	(3.00)
KR400RC	6 core Medium Duty	169.00	(3.00)
KR600RC	8 core Heavy Duty	219.00	(3.00)
HAM1V	8 core Heavy Duty	P.O.A.	(4.50)
TX2	8 core Very Heavy Duty	499.00	(—)
KR5400	Elevation/Azimuth	279.00	(3.00)
KR5600	Elevation/Azimuth	369.00	(3.50)

Switches

SMCS 2U	2N 50239	18.95	(2.00)
SMCS 2N	2 way 'n' Skts	23.50	(2.00)
Welz	2 way SO239	29.95	(2.00)
Welz	2 way 'n' Skts	49.00	(2.00)
Drae	3 way SO239	15.40	(2.00)
Drae	3 way 'n' Skts	19.90	(2.00)
Kenpro KP21N2	way Switch	27.00	(2.00)

Miscellaneous

DRAE			
T30	Wavemeter	27.50	(2.00)
T100	30W Dummy load	8.50	(2.00)
T200	100W Dummy load	38.00	(2.00)
CT20A	200W Dummy load	56.00	(2.00)
CT20N	20W Dummy Load PL259	15.95	(2.00)
CT50	20W Dummy Load N. Plugs	22.95	(2.00)
CT50	100W Dummy Load (500WHmin)	79.00	(2.50)
DRAE	2m Pre-set A.T.U.	14.50	(2.00)

TOKYO HI-POWER			
HC200	10-80 HF Tuner	115.00	(2.50)
HC400	10-160 HF Tuner	199.00	(3.50)

CAP CO.			
AERIAL TUNERS			
SPC300D	1kW PEP	225.00	(6.00)
SPC3000D	3kW PEP	325.00	(6.00)



Instant credit available

Practical Wireless

The Radio Magazine

JANUARY 1987 VOL. 63 NO. 1 ISSUE 958

NEXT MONTH

ANTENNA SPECIAL

Two New Series by
F C Judd G2BCX:
Antennas for Difficult
Locations

and

Radiation Patterns
Computerised

PLUS

Masthead Pre-amp
for 2m

and

The VK2ABQ
Tri-bander

ALSO

FREE

2m Repeater Databcard
(fully updated)

and

Special
Pre-publication Offer
on F C Judd's latest
book

Don't miss it—place
your order with your
newsagent now!

On sale January 8

Contents subject to last-minute revision

24 Small Isolated Power Supply

R K Mildren

26 Valved Receivers—Further Thoughts

Robert B Kerr GM4FDT

28 Kit Construction—It's Easy

Circuit VHF/UHF Converter

Elaine Richards G4LFM

30 Getting Started, the Practical Way—5

Rob Mannion GM3XFD

34 Better to Give than to Receive

John F Feeley G4MRB

36 Cigarette Cards and Wireless

John Walton

38 PW "Westbury" Basic Wobbulator

R A Penfold

44 PW Review

The ICS RM1 Modem

Ken Michaelson G3RDG

46 Award Chasing on Satellites

Pat Gowen G3IOR

51 IC of the Month

Plessey Semiconductors NJ8820

Synthesiser

Brian Dance

Regular Features

76 Advert Index	17 Laugh With Barthes	27.73 Swap Spot
73 Benny	18 News	16 Write On
17 Book Service	57 On the Air	54 PW Programs
32 Club News	49 PCB Service	41 Subscriptions
16 Comment	23 Products	


Editorial and Advertisement Offices:

Practical Wireless
Enefco House
The Quay
Poole, Dorset BH15 1PP

☎ Poole (0202) 678558 (Out-of-hours
service by answering machine)
Prestel 202671191

Editor Geoff Arnold T.Eng FSERT G3GSR
Assistant Editor Dick Ganderton C.Eng. MIERE G8VFH
Art Editor Steve Hunt
Technical Features Editor Elaine Richards G4LFM
Technical Projects Sub-Editor Richard Ayley G6AKG
Technical Artist Rob Mackie
Advertisement Manager Roger Hall G4TNT
☎ 01-731 6222
Administration Manager Kathy Moore
Accounts Annette Martin

COPYRIGHT © PW Publishing Limited 1987. Copyright in all drawings, photographs, and articles published in *Practical Wireless* is fully protected and reproduction or imitation in whole or in part is expressly forbidden. All reasonable precautions are taken by *Practical Wireless* to ensure that the advice and data given to our readers are reliable. We cannot however guarantee it and we cannot accept legal responsibility for it. Prices are those current as we go to press.



for your **FREE***
1987 amateur radio
calendar,
call in at any
LOWE SHOP.

*whilst stocks last.

AR2002 receiver



Frequency range of the AR2002 is from 25 to 550 and from 800 to 1300 MHz. Modes of operation are wide band FM, narrow band FM and AM. The receiver has 20 memories, memory scan and a search mode which checks frequencies between user designated limits.

The receiver has a push button keypad for easy frequency entry and operation.

A front panel knob allows the listener to quickly step up or down in either 5, 12.5 or 25 kHz steps from the frequency initially chosen.

The AR2002 has a front panel LED bar "S" meter.

There is a front panel 3.5 mm jack socket for headphone use.

A socket for the optional RS232 interface (RC PACK) is provided on the rear panel. The RC PACK consists of an 8 bit CPU with its own ROM and RAM and with your own computer acting as a dumb terminal many additional operating facilities become available. Of course, if you want to write your own programs using the RC PACK as an interface then "the sky's the limit".

airband receivers

R537S... a tunable airband receiver covering 118 to 136 MHz plus the facility for two crystal controlled channels (crystals not included).

R528... an airband receiver scanning four out of six crystal controlled channels (crystals not included). The R528 also has a manual channel selection switch.

R532... not needing crystals, the R532 is a synthesized receiver covering the airbands from 110 to 136 MHz and having 100 programmable memory channels (ten banks of ten). Operating on 12 volts DC, the R532 can be used either mobile or at home with the optional mains power supply. Add a nicad battery pack and carrying case and the R532 is also ideal for portable use.



LOWE ELECTRONICS LTD.

Chesterfield Road, Matlock, Derbyshire DE4 5LE
Telephone 0629 2817, 2430, 4057, 4995.



send £1 for complete mail order catalogue.

DAIWA meters

CN410M ... Frequency range 3.5 to 150 MHz, forward power switchable 15/150 Watts, reflected 5/50 Watts, SO239 connectors.

CN460M ... Frequency range 140 to 450 MHz, forward power switchable 15/150 Watts, reflected 5/50 Watts, SO239 connectors.

NS448 with remote head ... Frequency range 900 to 1300 MHz, forward power switchable 5/20 Watts, reflected 1.6/6.6 Watts, N type connectors.

NS660P ... switchable meter reading (average, normal PEP and hold PEP) and provision for optional remote head (U66V), frequency range 1.8 to 150 MHz, forward power switchable 15/150/1500 Watts, SO239 connectors.

U66V ... remote head, frequency range 140/525 MHz, max 300 Watts, N type connectors.

SC20 ... extension cable for U66V, approx 20 metres long.



HOKUSHIN aerials

Base station aerials

HF5 ... 80 to 10 metre vertical, no radials are required when it is mounted at ground level.

HF5R ... Radial kit for use with the HF5 when it is mounted on a chimney or gable end.

GPV8 ... Two metre base station colinear, 6.5 dB gain, 3.1 metres high.

GPV23 ... as above but a 3 section version, 7.8 dB gain, 4.45 metres high.

GPV7 ... Seventy centimetre 5/8 over 5/8 over 5/8 base station colinear, 6.8 dB gain.

GPV720 ... Dual band (144/430 MHz) base station aerial.

Mobile aerials

2E ... Two metre 5/8 whip, 3.4 dB gain, foldover base.

2NE ... Two metre 7/8 whip, 4.5 dB gain, foldover base.

OSCAR430 ... Seventy centimetre 5/8 over 5/8 over 5/8 whip, 6.3 dB gain.

OSCAR720 ... Dual band (144/430 MHz) whip.

HS770 ... 144/430 MHz diplexer for use with OSCAR720.

GSS ... Gutter mount (requires RG4M cable assembly).

RG4M ... Cable assembly for GSS base, complete with SO239 and PL259 plug.

12B ... Car wing mount with SO239 top and bottom.

HSTMB ... Car boot mount including cable and PL259.

MA200S ... High quality mag mount with cable and strong protective cover to prevent paintwork damage.

LOWE SHOPS.

In Glasgow,
the shop manager is Sim, GM3SAN,
the address, 4/5 Queen Margaret Road,
off Queen Margaret Drive, Glasgow,
telephone 041-945 2626.

In the North East,
the shop manager is Hank, G3ASM,
the address, 56 North Road, Darlington,
telephone 0325 486121.

In Cambridge,
the shop manager is Tony, G4NBS,
the address, 162 High Street, Chesterton, Cambridge,
telephone 0223 311230.

In Cardiff,
the shop manager is Carl, GWOCAB,
the address, c/o South Wales Carpets, Clifton Street, Cardiff,
telephone 0222 464154.

In London,
the shop manager is Andy, G4DHQ,
the address, 223/225 Field End Road, Eastcote, Middlesex,
telephone 01-429 3256.

In Bournemouth,
the shop manager is Colin, G3XAS,
the address, 27 Gillam Road, Northbourne, Bournemouth,
telephone 0202 577760.

Although not a shop, there is on the South Coast a source of good advice and equipment, John, G3JYG. His address is Abbotsley, 14 Grovelands Road, Hailsham, East Sussex. An evening or weekend call will you put in touch with him. His telephone number 0323 848077.

Lowe Electronic Shops are open from 9.00 am to 5.30 pm, Tuesday to Friday and from 9.00 am to 5.00 pm on Saturday. Shop lunch hours vary and are timed to suit local needs. For exact details please telephone the shop manager.

data equipment

CD600 ... RTTY, CW, ASCII, TOR, AMTOR decoder, output for UHF television, monitor and printer, can also be used as morse tutor.

CD670 ... A higher specification RTTY, CW, ASCII, TOR and AMTOR decoder complete with liquid crystal dot matrix display, variable RTTY shift, normal/reverse mode switch, outputs for TV, monitor and printer and can also be used as morse tutor.

CD660 ... Similar in specification to the CD670 but without the built-in dot matrix display.



LOWE ELECTRONICS LTD.

Chesterfield Road, Matlock, Derbyshire DE4 5LE

Telephone 0629 2817, 2430, 4057, 4995.



send £1 for complete mail order catalogue.



ICOM

VHF/UHF FM Handportables.

If you want a handheld with exceptional features, quality built to last and a wide variety of interchangeable accessories, take a look at the ICOM range of FM transceivers. All ICOM handhelds come with an IC-BP3 nicad battery pack, flexible antenna, AC wall charger, belt clip, wrist strap and personal earpiece as standard.

IC-2E/4E, 2 metre and 70cm thumbwheel handportable.

These popular handhelds from ICOM are still available. For those Amateurs who require a simple but effective FM transceiver the IC-2E and 4E take some beating. Frequency selection is by means of thumbwheel switches (with 5kHz up-switch) and duplex or simplex facility. Power output is 1.5 watts or 150 milliwatts (2.5 watts possible with IC-BP5A battery pack).

IC-02E/04E 2 metre and 70cm keypad handportable.



These direct-entry CPU controlled handhelds utilize a 16-button keypad allowing easy access to frequencies, memories and scanning. Ten memories store frequency and offset. Three scanning systems, priority, memory and programmable band scan, (the IC-02E now with an improved CPU retains duplex offset). These handhelds have an LCD readout indicating frequency, memory channel, signal strength, transmitter output and scanning functions. Power output is 3 watts or 0.5 watt in low power position for the IC-02E and 2.5 watts or 0.5 watt for the IC-04E. (5 watts is possible with the IC-BP7 battery pack or external 13.8V.DC.)

IC-12E 23cm Keypad Handportable.

The IC-12E has a 16 button Keypad allowing direct access to frequencies, scanning and memories. Ten memory channels store operating frequency as well as simplex/duplex and duplex offset. A priority function allows another frequency such as a repeater or calling frequency to be monitored. The IC-12E is equipped with a 1750Hz tone generator for repeater access. Frequency coverage 1260-1299-9875MHz with 5 frequency step rates. An internal power module provides 1 watt or low 100mW as standard.

Also available for ICOM handhelds are a large range of optional extras including a variety of rechargeable nicad power packs, dry-cell battery pack, desk charger, headset and boom mic, speaker mic, leatherette cases and mobile mounting brackets.

For more information on these handportables and other ICOM Amateur equipment contact your local authorised ICOM dealer or Thanet Electronics Ltd.



Thanet ICOM Thanet ICOM Thanet ICOM Thanet ICOM Thanet ICOM Thanet ICOM Thanet ICOM Thanet ICOM



Seasons Greetings to ICOM users the world over

NEW! IC-MICRO TWO, Mini-handportable.

This is the smallest handportable transceiver from ICOM. The MICRO-TWO, 2 metre FM measures only 148 x 61 x 31mm. with BP22 battery pack (not shown here). The MICRO-TWO is a hand-size transceiver which will equally fit most pockets.

On the top panel a clear LCD readout gives frequency and memory channel number. Tuning is made easy using up/down toggle switches to select 1MHz, 100kHz or 12.5kHz steps as well as the 10 memory channels. Full repeater and reverse duplex operation facilities are featured including repeater access tone. An automatic power saving function reduces battery power consumption when in receive mode. Output power is 1 watt or 100 milliwatts (low) with the BP22 nicad pack.

The ICOM MICRO-TWO is the ultimate in 2 metre miniature handheld transceivers, yet despite it's small size the receiver sensitivity and performance has not been compromised. This handy transceiver comes complete with the BP22 nicad pack (not shown here), A.C. wall charger, helical antenna. Most existing ICOM accessories can also be used.

An optional extra, the BC50 desk charger will rapidly charge the BP22 battery in just one hour. Other options include the BP23 long-life, low-power and BP24 medium-life, high-power nicad battery packs. Contact us or your local ICOM dealer for more details on this exciting new product.

Actual Size Photograph.

This shows the non-standard low capacity battery pack. N.B. Standard battery pack is normally the higher capacity BP22 as mentioned in text.



BASE STATIONS

IC-1271E, 1.2GHz Multimode Transceiver



ICOM, a pioneer in 1.2GHz technology are proud to introduce the first full feature 1240 – 1300 MHz base station transceiver. Features include: multimode operation, 32 memories, scanning and 10 watts RF output. The IC-1271E allows you to explore the world of 1.2GHz thanks to a newly developed PLL circuit that covers the entire band, a total of 60MHz, SSB, CW and FM modes may be used anywhere in the band making the IC-1271E ideal for mobile, DX, repeater, satellite or moonbounce operation. The IC-1271E has outstanding receiver sensitivity, the RF amplifiers use a low noise figure and high-gain disc type GaAs FET's

for microwave applications. The rugged power amplifier provides 10 Watts which can be adjusted from 1 to 10 Watts. A sophisticated scanning system includes memory scan, programme scan, mode-selective scan and auto-stop feature. Scanning of frequencies and memories is possible from either the transceiver or the HM12 scanning microphone. 32 programmable memories are provided to store the mode and frequency in 32 different channels. All functions including memory channel are shown clearly on a seven digit luminescent dual colour display. The IC-1271E has a dial-lock, noise blanker, RIT, AGC fast or slow and VOX functions. With a powerful 2 Watt audio output the IC-1271E is easily audible even in a noisy environment. The transceiver operates with either a 240V AC (optional) or 12 volt DC power supply.

IC-AG1200 Masthead pre-amp. Designed for use with the IC-1271E, the D.C. voltage and T/R switching for the amplifier is super-imposed on the R.F. coaxial cable and switched by the pre-amp switch on the IC-1271E front panel. The new pre-amp provides excellent performance as a low noise microwave amplifier (0.606 noise figure typical).

IC-271 & 471 Multimode Base stations.

ICOM can introduce you to a whole new world via the world-communication satellite OSCAR. Did you know that you can Tx to OSCAR on the 430-440 MHz IC-471 and Rx on the 2m IC-271.

By making simple modifications, you can track the VFO's of the Rx and Tx either normally or reverse. This is unique to these ICOM rigs and therefore very useful for OSCAR 10 communications. Digital A.F.C. can also be provided for UOSAT etc. This will give automatic tracking of the receiver with digital readout of the doppler shift. The easy modifications needed to give you this unique communications opportunity are published in the December '84 issue of OSCAR NEWS. Back issues of OSCAR NEWS can be obtained from AMSAT (UK), LONDON E12 5EQ.

This range includes the IC-271E-10W, IC-271E-25W, 271H-100W and the 70cm versions IC-471E-25W and 471H-75W r.f. output. The 271E has an optional switchable front-end pre-amp. The 271H can use the pre-amp AG-25, with the 471E and 471H using the AG35 mast-head pre-amp. Other options include internal switch-mode PSU's: the 271E and 471E use the PS25 and the 271H and 471H use the PS35.



Thanet ICOM Thanet ICOM Thanet ICOM Thanet ICOM Thanet ICOM Thanet ICOM Thanet ICOM Thanet ICOM



ICOM

Into '87 with ICOM...

ICOM have been busy this year with new models all made to the high standard everyone has come to expect from a leading communications manufacturer. During 1987 the ICOM range of equipment will continue its upward trend in the design and production of sophisticated amateur radio equipment.

Also available a vast range of options and accessories to complete your station. So why not treat yourself this Christmas, no matter what your requirements ICOM probably have the answer.

Power Supplies		£ Retail Inc. VAT
IC-PS15	External P.S.U. 20A	158.00
IC-PS25	Internal Switched Mode P.S.U. 8A (27IE/47IE/127I)	112.00
IC-PS30	External Systems P.S.U. 25A Continuous	343.85
IC-PS35	Internal Switched Mode P.S.U. 20A (75I/74S/27IH/47IH)	193.00
IC-PS45	External P.S.U. 8A (290/490 etc)	155.25
IC-PS55	External P.S.U. 20A (735)	185.00
IC-PS60	External P.S.U. General 30A	402.50
Accessories for H.F.		£ Retail Inc. VAT
IC-751-751A		
CR-64	High Stability Xtal	67.00
DCL	D.C. Lead	7.00
EX-309	C.P.U. Interface Connector	48.00
EX-310	Voice Synthesizer	44.00
FL-32	9MHz CW/RTTY Filter 500Hz (not 751A)	54.00
FL-33	9MHz A.M. Filter 6kHz	42.00
FL-52A	455kHz CW/RTTY Filter 500Hz	104.00
FL-53A	455kHz CW/RTTY Filter 250Hz	104.00
FL-63	9MHz CW/RTTY Filter 250Hz	104.00
FL-70	9MHz SSB Wide Filter 2.8kHz	47.00
RC-10	Remote Frequency Controller	41.00
IC-745/740		
CR-64	High Stability Xtal	67.00
DCL	D.C. Lead	7.00
EX-241	Marker Unit	21.00
EX-242	F.M. Unit	41.00
EX-243	Electronic Keyer Unit	57.00
FL-44	455kHz SSB Filter 2.4kHz	104.00
FL-45	9MHz CW/RTTY Filter 500Hz	60.00
FL-52A	455kHz CW/RTTY Filter 500Hz	104.00
FL-53A	455kHz CW/RTTY Filter 250Hz	104.00
FL-54	9MHz CW/RTTY Filter 270Hz	51.00
IC-735		
EX-243	Electronic Keyer Unit	57.00
FL-32	9MHz CW/RTTY Filter 500Hz	54.00
FL-63	9MHz CW/RTTY Filter 250Hz	52.00
UT-30	Subaudible Tone Unit for F.M. (88.5Hz)	15.00
IC-730		
EX-195	Marker Unit	30.00
EX-202	LDA Unit for 2KL/AT100/AT500	18.00
EX-203	CW Audio Filter	19.00
EX-205	Transverter Unit	19.00
FL-30	9MHz SSB Filter 2.3kHz	44.00
FL-44	455kHz SSB Filter 2.4kHz	106.00
FL-45	9MHz CW Filter 500Hz	60.00
FL-54	9MHz CW Filter 270Hz	51.00
IC-720A		
FL-32	9MHz CW/RTTY Filter 500Hz	54.00
FL-34	10.7MHz AM Filter 6kHz	43.00
FL-63	9MHz CW/RTTY Filter 250Hz	52.00
FM-03	FM Unit	89.00
Accessories for R.F.		£ Retail Inc. VAT
IC-R7000		
AH-7000	Wideband Discone Antenna 25-1300MHz	82.00
CK-70	D.C. Cable Kit	7.00
EX-310	Voice Synthesizer	44.00
RC-12	Remote Controller	62.00
IC-R71E/70		
CK-70	D.C. Cable Kit	7.00
EX-309	C.P.U. Interface Connector (R71E only)	48.00
EX-310	Voice Synthesizer	44.00
EX-257	F.M. Unit	41.00
FL-32	9MHz CW/RTTY Filter 500Hz	54.00
FL-33	9MHz AM Filter 6kHz (diode mod required)	42.00
FL-44A	455kHz SSB Filter 2.4kHz	104.00
FL-63	9MHz CW/RTTY Filter 250Hz	52.00
GC-5	World Clock	43.00
RC-11	Remote Controller (R71E only)	62.00
SP-3	External Speaker	61.00
Accessories for VHF/UHF		£ Retail Inc. VAT
IC-505		
EX-248	F.M. Unit	49.00
BP-10	Nicad Pack	79.00
IC-551/551D		
EX-106	F.M. Unit	148.00
EX-107	Vox Unit (fitted 551D)	65.00
EX-108	Pass Band Tune Unit (Fitted 551D)	130.00
IC-271E/H		
AG-20	Internal Receive Pre-amp (271E only)	65.00
AG-25	Master Head Pre-amp	82.00
EX-309	C.P.U. Interface Connector	48.00
EX-310	Voice Synthesizer	44.00
RPCB-271	Mutek Front End	94.90
IC-27E/H & IC-47E		
UT-16	Voice synthesizer	29.00
IC-28E/H		
UT-28	Digital Code Squelch Unit AQS	29.00
UT-29	Tone Squelch Unit	36.00
IC-3200E		
AH-32	Dual Band Mobile Antenna 145-430MHz	34.00
AH3B-32	Trunk Mount for above	32.20
UT-23	Voice Synthesizer	29.00
IC-471E/H		
AG-35	Master Head Pre-amp	88.00
EX-309	C.P.U. Interface Connector	48.00
EX-310	Voice Synthesizer	44.00
IC-127IE		
AG-1200	Master Head Pre-amp	83.00
Accessories for Handportables		£ Retail Inc. VAT
AQ2	Waterproof Bag for all ICOM Handhelds	14.38
BC-16E	240v Wall Charger (BP5A/BP7/BP8)	13.80
BC-25E	240v Wall Charger (BP3)	9.20
BC-26	240v Wall Charger 02E/04E (BP3)	7.60
BC-35E	240v Desk Charger all packs, fast & slow	70.15
BP-2	Battery Pack 7.2v/450mAh	44.85
BP-3	Battery Pack 8.4v/250mAh	29.90
BP-4	Empty Battery Case (6xAA cells)	9.20
BP-5	Battery Pack 10.8v/450mAh	60.95
BP-5A	Battery Pack 10.8v/450mAh Inc charge socket	60.95
BP-7	Battery Pack 13.2v/450mAh (not 2E/4E)	74.75
BP-8	Battery Pack 8.4v/800mAh	71.30
CP-1	12v charger lead, cigarette plug BP3/7/8	6.90
CP-10	DC/DC connector cable	35.65
DC-1	DC/DC converter operate from 12v	17.25
EX-390	Bottom cap for 02E/04E	3.00
FLEX	2m flexible 1/4 wave antenna (BNC)	6.00
FA-1	2m helical (screw)	8.05
FA-2	2m helical (BNC)	9.20
FA-3	70cm flexible 1/4 wave antenna (BNC)	9.20
ZSPU	BNC 70cm helical (BNC)	5.29
HM-9 Speaker Microphone		21.85
HS-10 Headset and Boom mic		20.70
HS-10SA Vox unit for HS10 02E/04E only		25.30
HS-10SB PTT switch box for HS10		20.70
LC-1 Leatherette case 2E/4E + BP5 (not 5A)		6.90
LC-2 Leatherette case 2E/4E + BP4		6.90
LC-3 Leatherette case 2E/4E + BP3		6.90
LC-11 Leatherette case 02E/04E + BP3		9.20
LC-12 Leatherette case 02E/04E + BP5 (not 5A)		9.20
LC-14 Leatherette case 02E/04E + BP5A/BP7/BP8		9.20
LC-18 Leatherette case 2E/4E + BP5A/BP8		9.20
HDCASE Heavy Duty Case		23.00
ML-1 10 watt booster for 2E		79.35
SS-1 Shoulder Strap		10.35
Mobile Mounting Brackets		£ Retail Inc. VAT
MB-202 For 202/402/215		14.95
MB-5 For 251/451/735		17.00
MB-6 For 240/280		12.65
MB-7 For 245		14.25
MB-9 For 290/490		17.00
MB-10 For 25-45/3200		17.00
MB-11 For 24C/22U		14.95
MB-12 For R7071/7000/740/745/271/471/1271		17.00
MB-16 Window Fitting 2E/02/4E/04		9.20
MB-16D Screw Fitting 2E/02/4E/04		8.05
MB-17 For 27E/47		17.00
MB-18 For 751/751A		17.00
Microphones		£ Retail Inc. VAT
HM-5 500 ohm 4 pin noise cancelling		36.00
HM-7 1.3K ohm 8 pin 24C/730/720		19.00
HM-9 Speaker microphone for handportables		21.85
HM-10 1.3K ohm 8 pin Up-Down scanning		39.00
HM-11 1.3K ohm 8 pin Up-Down plus Tone Call		30.00
HM-12 600 ohm 8 pin Up-Down		22.00
HM-14 600 ohm 8 pin Up-Down DTMF		44.00
HS-15 600 ohm 8 pin Up-Down plus Tone Core		32.00
HS-15SB Boom mic and PTT switch box for mobiles		51.00
SM-5 1.3K ohm 8 pin Base Station		42.00
SM-6 600 ohm 8 pin Base Station		46.00
SM-8 1.3K/600 ohm selectable, 8 pin Base Station		82.00
SM-10 Comp. Graphic Equalizer Base Station		116.00
Speakers		£ Retail Inc. VAT
SP-3 Base Station Speaker 8 ohm		61.00
SP-4 Mobile Speaker 4 ohm with magnet		26.45
SP-7 Base Station Speaker		29.90
SP-8 Mobile Speaker 8 ohm with grip		23.00
SP-10 Mobile Speaker 8 ohm		34.50
Station Accessories		£ Retail Inc. VAT
RU-1 Memory back up for 290/490/25/45/27/47		32.00
D.C. Lead (H.F.)		7.00
D.C. Lead (4 pin)		6.90
D.C. Lead (2 pin)		9.20
CF-1 Cooling fan for PS-15/PS-20		31.00
EX-144 Cooling fan bracket for PS-15		6.00
CT-10 Computer interface/terminal unit		380.00
GC-5 World Clock		43.00
Service Manuals (no VAT)		10.00
User instruction books (no VAT)		2.50

Telephone us free-of-charge on:

HELPLINE 0800-521145.

— Mon-Fri 09.00-13.00 and 1400-17.30 —

This is strictly a helpline for obtaining information about or ordering ICOM equipment. We regret this service cannot be used by dealers or for repair enquiries and parts orders. Thank you.

You can get what you want just by picking up the telephone. Our mail order department offers you free same day despatch whenever possible, instant credit, interest free H.P., Barclaycard and Access facility, 24 hour answerphone service.



Thanet Electronics
Sea Street, Herne Bay, Kent CT16 8LD
Tel: (0227) 363859
Dept. PW



South Midlands

SCHOOL CLOSE, CHANDLERS FORD IND. EST.,

NEW

SMC BLACK JAGUAR

- ★ 16 CHANNEL POCKET SCANNER
- ★ EASILY FITS IN POCKET
- ★ FREQUENCY COVERAGE
 - 26- 29.995MHz
 - 50- 88 MHz
 - 115-178 MHz
 - 200-280 MHz
 - 360-520 MHz
- ★ DELAY AND PRIORITY FUNCTION
- ★ SCANS MEMORIES OR PRESET FREQUENCY LIMITS
- ★ P.BUTTON INPUT OF MOST COMMANDS
- ★ EASY TO USE - HANDY TO HAVE
- ★ QUALITY ELECTRONICS IN A QUALITY CASE
- ★ T.N.C. AERIAL (SUPPLIED)




£269.00 inc.

NEW

SMC VHF HANDIE

- ★ QUALITY FROM S.M.C. IN VHF
- ★ COVER 141 - 179.99MHz FM
- ★ 2.5KHz CHANNEL STEPS
- ★ 25KHz FILTERING (RECEPTION OF 12.5KHz AND 25KHz TRANSMISSIONS)
- ★ P.L.L. OUT OF LOCK WARNING LAMP
- ★ EXCELLENT SOUND QUALITY
- ★ INTERNAL NI-CAD PACK (RE-CHARGEABLE)
- ★ SUPPLIED ACCESSORIES - 240V CHARGER - WHIP AERIAL - EARPHONE
- ★ PROTECTED BY SOLID ALUMINIUM CASE



£132.25 inc.

NEW

THE SCANNER TWINS



FT290R II THIS IS THE ONE!

THE U.K.'S MOST POPULAR 2M PORTABLE BASE STATION HAS BEEN IMPROVED. YES, REALLY! YAESU HAVE DONE THE IMPOSSIBLE.

THE NEW MARK II VERSION OF YAESU'S FAMOUS MULTI-MODE HAS PUSH BUTTON CONTROL, SCANNING SPEAKER-MIC, FULL 144-146 MHz COVERAGE, SSB (LOWER OR

UPPER), FM AND CW. OPTIONS INCLUDE CUSTOM NICAD BATTERY PACK OR 25W LINEAR AMP AND A HOST OF YAESU ACCESSORIES.

BRIEF SPEC: 2.5W RF OUTPUT ON FM, 2 V.F.O.s, PROGRAMMABLE MEMORY SCAN OR MEMORY CHANNEL SCAN, NOISE BLANKER, FM STEPS 12.5/25/50 KHz ON FM, 25/100/2500 HZ ON SSB AND CW.

IN SHORT - IT'S A BEAUT! CALL IN AT YOUR NEAREST BRANCH AND GET YOUR HANDS ON THIS ONE NOW!

PRICE? WE'LL MATCH THE BEST U.K. ADVERTISED OFFER

IN STOCK NOW!

NEW

FT 690R II

NEW BAND - NEW RADIO - NEW POSSIBILITIES - NEW WORLD

YES - The FT 690R II IS THE RADIO OF THE EIGHTIES! 6 METRES PACKED WITH GOODIES - DUAL V.F.O.s - 10 MEMORIES - PUSH BUTTON CONTROL - DIE CAST CHASSIS FOR SUPERB PHYSICAL STRENGTH AND R.F. SCREENING - TELESCOPIC WHIP - OPTIONAL 10 WATT LINEAR OR CLIP-ON P.S.U. - PRIORITY MONITORING ON EITHER V.F.O. - Tx/Rx MODES FM-USB-LSB-CW FULL RANGE OF YAESU FT 690R II DEDICATED ACCESSORIES - PLUS


S.M.C. SERVICE.

YOUR GUARANTEE OF PERSONAL ATTENTION!

PRICE? WE'LL MATCH THE BEST U.K.

ADVERTISED OFFER

IN STOCK NOW!



INCREDIBLE! THAT'S THE ONLY WORD FOR THE YAESU FT727R

NEW



FT727R

YAESU HAS COMBINED 2M AND 70CMS IN ONE NEAT MULTI-FUNCTION PACKAGE

LOOK AT THESE FEATURES!

- ★ 5 WATTS O/P ON 2M AND 70CM (WITH FNB4A BATTERY)
- ★ ALL FUNCTIONS DISPLAYED ON L.C.D. - SEE AT A GLANCE WHICH FUNCTIONS ARE IN USE
- ★ CAT I/P AND O/P SOCKET GIVES S METER READ OUT AND ACCEPTS INPUT FROM COMPUTER FOR EXTERNAL CONTROL
- ★ CROSS BAND SEMI-DUPLEX OPERATION
- ★ 10 STANDARD MEMORIES
- ★ PROGRAMMABLE MEMORY SCAN PLUS 12.5KHz OR 25KHz STEP SELECTION ON VHF AND UHF
- ★ ALL THIS IN A HAND SIZE PACKAGE 71x201x38mm (WITH FNB4A BATTERY)

PRICE? WE'LL MATCH THE BEST U.K. ADVERTISED OFFER

MORE SPECIAL OFFERS FROM

S M C

FT290R	379.00
FT690R	289.00
FT790R	399.00

LOOK! THESE THREE YAESU FAVOURITES BACK IN STOCK -

BUT LIMITED STOCKS ONLY -

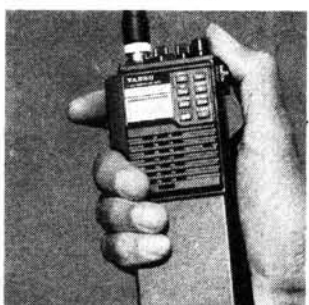
BUY NOW!

HUNDREDS OF OTHER ITEMS IN STOCK! WHAT DO YOU NEED? WE HAVE IT IN STOCK AT THE BEST PRICE IN U.K.

YAESU FT23R & FT73R

NEW

THE BEST GUARANTEE MONEY CAN BUY



HEAR THE DIFFERENCE FOR YOURSELF - YAESU'S BABY GIANTS OUT PERFORM ALL THE OTHERS! SMALL - PERFECTLY FORMED - OUTSTANDING PERFORMANCE - A NICE LITTLE HANDFUL! THAT'S YAESU - THAT'S THE FT23 AND HIS 70CMS BROTHER FT73.

YAESU AND S.M.C. TOGETHER COMBINE TO BRING YOU THE LATEST FAMILY - TECHNOLOGY AND KNOWHOW FROM YAESU - EXPERT SALES ADVICE AND 1ST CLASS SERVICE BACK-UP FROM S.M.C.

PLUS OUR

FREE FINANCE
FREE DELIVERY
FREE 2 YEAR GUARANTEE.*

UNBEATABLE FT23 ON 2 METERS AND FT73 ON 70CMS

NO PRICES GIVEN - WE'LL MATCH THE BEST PRICE IN THE U.K. PHONE TODAY FOR YOURS.

IN STOCK NOW!

YAESU QUALITY - SMC 2 YEAR GUARANTEE* YOUR PASSPORT TO SAFE AMATEUR RADIO

* ON YAESU FULL PRICED ITEMS

LEEDS
SMC (Leeds)
257 Otley Road,
Leeds 16, Yorkshire
Leeds (0532) 782326
9-5.30 Mon-Sat

CHESTERFIELD
SMC (Jack Tweedy) Ltd
102 High Street
New Whittington,
Chesterfield
Chesterfield (0246) 453340
9.30-5.30 Tues-Sat

BUCKLEY
SMC (TMP)
Unit 27, Pinfold Lane
Buckley, Chwyd
Buckley (0244) 549563
10-5 Tues, Weds, Fri
10-4 Sat

JERSEY
SMC (Jersey)
1 Belmont Gardens
St Helier, Jersey
Jersey (0534) 77067
9-5 pm Mon-Sat
Closed Wed

N. IRELAND
SMC N. Ireland
10 Ward Avenue
Bangor
County Down
0247 464875.



Southampton Showroom open 9-5.30 pm Monday to Friday, 9-1 pm Saturday. Service Dept open Mon-Fri 9.00-5.30.

AGENTS

BOOTH HOLDINGS, SALT FORD, BRISTOL 02217 2402

JOHN DOYLE, TRANSWORLD COMMS, NEATH (0639) 52374 DAY (0639) 2942 EVE

JACK McVICAR, SCOTCOMMS, EDINBURGH 031 657 2430

LOOK!

THE LARGEST U.K.
AMATEUR DEDICATED
LIBRARY - OVER 40 TITLES
A SMALL SELECTION APPEARS HERE

1. H.F. ANTENNAS FOR ALL LOCATIONS £6.10
2. TEST EQUIPMENT FOR THE RADIO AMATEUR £6.00
3. AMATEUR RADIO SOFTWARE £8.45
4. GUIDE TO AMATEUR RADIO £3.45
5. RADIO AMATEURS Q&A REF MANUAL (R. PETRIE) £6.75
6. AMATEUR RADIO (STOKES & BUBB) £9.95
7. RADIO DATA REF BOOK £8.60
8. RADIO AMATEURS EXAM MANUAL 11TH ED. £3.00
9. AMATEUR RADIO OPERATING MANUAL £6.20
10. SATELLITE EXPERIMENTERS HANDBOOK £12.70
11. MORSE CODE FOR RADIO AMATEURS £1.30
12. TELEVISION INTERFERENCE MANUAL £1.80
13. OUT OF THIN AIR (P.W. PUB) £1.55

PRICES INCLUDE P&P. NO MORE TO PAY
PERSONAL SHOPPERS DEDUCT P&P
EVEN BETTER PRICES
ALL THESE AND MANY
MORE IN STOCK
NOW!



LOOK!

IDEAL CHRISTMAS
GIFTS FOR THE RADIO
AMATEUR XYL'S AND
2ND HARMONICS!!
UK'S BIGGEST SELECTION
AT SMC - THE BOOKSHOP

14. ARE THE VOLTAGES CORRECT (PW PUB) £1.80
15. VHF/UHF MANUAL £9.75
16. AMATEUR RADIO COMMUNICATION TECHNIQUES £5.70
17. RADIO COMMUNICATION HANDBOOK £10.25
18. HOW TO PASS THE RAE £4.40
19. WORLD PRESS SERVICES FREQUENCIES (RTTY) £2.75
20. PASSPORT TO AMATEUR RADIO £7.30
21. WIRES AND WAVES £1.80
22. INTRODUCING RTTY £3.35
23. YAESU LOG BOOK £1.30
24. QRA MAP (COATED) FREE WITH OVERLAY £2.00
25. QRA OVERLAY £0.75
26. QRA OVERLAY £1.35

PHONE YOUR ORDER IN TODAY
MOST ORDERS RECEIVED BY 12.00
DESPATCHED SAME DAY
SUPER SERVICE
SMC

Merry Christmas and a Happy New Year from us all at SMC

NEW

DIAMOND DISCONE AERIAL
COVERAGE - FANTASTIC
25MHz - 1.3GHz
MAXIMUM HEIGHT 65"
THAT SAYS IT ALL!

£69

CAN ALSO BE USED FOR TX.

**THIS MONTHS
SUPER OFFER**

FRG9600M
(950MHz)
SPECIALLY MODIFIED
BY SMC



PLUS
DIAMOND DISCONE
AERIAL
£564
INC. CARR.

CAPCO

NEW



**SPC 300D
SPC 3000D**

- ★ BRITISH DESIGNED AND BUILT
- ★ QUALITY COMPONENTS THROUGHOUT
- ★ CONTINUOUS TUNING 1 to 30MHz
- ★ SPC 300D 1KW P.E.P. (300W CONTINUOUS)
- ★ SPC 3000D 3KW P.E.P. (1500W CONTINUOUS)
- ★ LIGHTNING SAFETY DEVICE FITTED AS STANDARD
- ★ 3 AERIAL SOCKETS
- ★ PRECISE TUNING - DIGITAL TURNS COUNTER
- ★ INPUT IMPEDANCE NOMINAL 50 OHMS
- ★ BUY CAPCO - STAY IN TUNE WITH THE WORLD

SPC 300D £225.00 SPC 3000D £325.00

Prices subject to change
FREE PURCHASE
DETAILS ON
REQUEST
FREE FINANCE ★
FREE DELIVERY ★
FREE SMC
2 YR GUARANTEE
ON FULL PRICED
YAESU ITEMS
NEW INTERLINK
SERVICE
LARGEST YAESU
STOCK IN U.K.
NEW SHOWROOM
NEW DEMONSTRATION
FACILITIES
YAESU BACKED
SERVICE

INTERLINK

* Free delivery on Yaesu Products.
* Free Finance available on Yaesu regularly
priced items. Check with sales dept. for
details.


MERRY CHRISTMAS

TO ALL OUR CUSTOMERS

LITTLE AND

Little in Size

The New 'LP' Series



LARGE

Large in Output

2m Mobile 50W Linear from B.N.O.S.

FREQUENCY RANGE: 144-148MHz
OUTPUT POWER: 50W RMS 0.5dB
POWER REQUIREMENTS: 13.8V dc. 5.5A 15%
PRE-AMP GAIN: TYPICALLY 12dB
RX NOISE FACTOR: BETTER THAN 1.5dB
CONNECTORS: BNC SOCKETS
OVERALL SIZE: 178x122x48mm

THE 3 WATT INPUT LP144-3-50 AND 10 WATT INPUT LP144-10-50 RETAIL FOR ONLY £125 INCLUDING VAT

ALSO 6M, 50MHz AMPLIFIERS
LPM50-10-100 - £195.00
LP50-3-50 - £135.00
LP50-10-50 - £135.00

B.N.O.S.
ELECTRONICS

- ORDERS UNDER £10 PLEASE ADD £1 POST & PACKING
- POSTAGE FREE ON ORDERS OVER £10
- SECURICOR DELIVERY AVAILABLE AT £5.00 PER ORDER

B.N.O.S. ELECTRONICS LTD. DEPT PW,
MILL LANE, STEBBING, GT. DUNMOV,
ESSEX CM6 3SL. TEL: (037186) 681

SPECTRUM COMMUNICATIONS

MANUFACTURERS OF RADIO EQUIPMENT AND KITS

CB TO 10 FM CONVERSION BOARDS, suits all UK FM CB rigs to give 29.31 to 29.70MHz. Size only 63x40x13mm. Built and aligned board SC29 £15. Or send your rig and we'll fit it. £28 inc. return P&P for mobiles. £31 inc. for base rigs.

MULTIMODE CB CONVERSIONS, send your 120 channel rig and we'll convert it to give 28.01 to 29.70MHz in straight sequences without gaps. Colt 1200DX, Cobra 148, Hy Gain 5, Multimode 2, Major M360, Tristar 747 & 777, Super Star 360, Concorde, etc., £62 inc. return P&P. Jumbo or Colt Excalibur 1200, £65. 80 Channel rigs such as Stalker 9 or Major M588 are modified to give 28.31 to 29.70MHz in straight sequence without gaps. £45.00 inc. return P&P. 200 Channel in 4 bands of 50 are converted to give 28.00 to 30.00MHz or 28.00 to 29.70MHz as required. Super Hy Gain 5, Lafayette 1800, Super Star 2000. £45.50 inc. return P&P. Nato 2000 £52.50, Super Star 2000-5x40CH £70. Colt 1600, 4x40CH, £65.50.

FREQUENCY MODEM adds FM to synthesized rigs with 455KHz IF. Type FM 455, PCB kit £6.50, PCB built £9.50.

FREQUENCY DEMODULATOR adds FM to receivers with 455KHz IF, suits R600, R1000, FRG7000. Type FD455, PCB kit £5.50, PCB built £7.50.

FREQUENCY MODULATOR adds FM to synthesized rigs or rigs with clarifier, Type FM1000, PCB kit £3.00, PCB built £4.00.

RECEIVE CONVERTERS 2, 4 or 6 Metre aerial input with 10 metre IF or 4, 6, 10 or 20 metre aerial input with 2 metre IF, 26dB gain, low noise with OSC output. Types RC2-10, RC4-10, RC6-10, RC6-2, RC10-2, RC20-2, PCB kit £17.25, PCB built and tested £24.50, Boxed kit £25.00, Boxed built and tested £35.25.

TRANSMIT CONVERTERS 2, 4, or 6 M, aerial output with 10 M, IF, 10 M 25mW to 1W drive 500mW output, matches receive converters. Types TC2-10, TC4-10, TC6-10, PCB kit £16.50, PCB built £25.75, Boxed kit £36.50, Boxed built and tested £50.00.

TRANSMIT & RECEIVE CONVERTERS, combination boxed unit, 500mW output, types TRX2-10, TRX4-10, TRX6-10, Boxed kit £49.00, Boxed built and tested £89.50.

TRANSCIEVE CONVERTER, single board version of receive & transmit converters, 500mW output, with repeater shift facility. Types TRC2-10, TRC4-10, TRC6-10, PCB kit £39, PCB built and tested £54, Boxed kit £54, Boxed built and tested £83.25.

TRANSMIT AMPLIFIER, unswitched, suitable for Transmit Converters, Transcieve Converters and MEON, 500mW in, 20W min output. Types TA2U2, TA4U2, TA6U2 PCB kit £40.50, PCB built & tested £48.75, Boxed kit £45.00, boxed built and tested £53.00.

RECEIVE PREAMPS 2, 4, 6 or 10 metre, RF & DC switched, 0-20dB variable gain, low noise, 100W handling. Types RP2S, RP4S, RP6S, RP10S. Also masthead version DC coax fed, types RP2SM, RP4SM, RP6SM, PCB kit £12, PCB built and tested £16.75, Boxed kit £20.25, Boxed built and tested £27.00.

NOISE SQUELCH squelches rig when noise is high. Allows reception between noise bursts. Type NS1000, PCB kit £7.25, PCB built £10.25.

VAT & P&P INC PRICES
Delivery within 14 days subject to availability. 24 hr answering.

UNIT B6, MARABOUT INDUSTRIAL ESTATE,
DORCHESTER, DORSET. TEL: 0305 62250



RETAIL • MAIL ORDER
TRADE • EXPORT •
EDUCATION

HENRY'S NEW CATALOGUE

WITH
**FREE
DISCOUNT
VOUCHERS**
(Total value £4.00)

COMPONENTS
SEMICON • CONNECTORS • TEST
AND MEASURING INSTRUMENTS
CABLES • TOOLS • BOARDS • BOXES
AUDIO AND PA EQUIPMENT • SECURITY
AND COMMUNICATIONS • TV-VIDEO
HI-FI • COMPUTER ACCESSORIES
PLUS - PLENTY OF BARGAINS

**POST
TODAY**

SEND LARGE S.A.E. (min 12" x 9" with
98p stamp UK) - (Overseas send
£1.00 with address) Price £1.00 to callers
**FREE ON WRITTEN REQUEST TO ALL TRAINING
AND EDUCATIONAL ESTABLISHMENTS** (ref PW)

OFFICIAL
ORDERS
WELCOME

QUANTITY DISCOUNTS AVAILABLE
HENRY'S AUDIOELECTRONICS
404 Edgware Road, London W2 1ED.
Sales office: 01-258 1831
OPEN 6 DAYS A WEEK - ALL WELCOME



North London Communications

MERRY CHRISTMAS AND A HAPPY NEW YEAR

TEL. 01-723 5521
TELEX 298765 UNIQUE G



NEW! STANDARD C120 2m/5 Watt Handheld ONLY £240.00 inc. VAT (P&P £2.50)

SPECIFICATIONS:

Frequency Range RX/TX: 144-146MHz
Current Drain:

TX Hi: 750mA @ 2.5 Watt
950mA @ 5.00 Watt

TX Lo: 350mA

Operation Voltage: 5.5V-16VDC

Transmitter:

RF Output: Hi: 5 Watt with CNB120
4 Watt with CNB111

Receiver:

Sensitivity: 0.158uV (20dB QS)
Threshold Squelch Sensitivity: 0.1µV

Special Features

Squelch override button - Channel selection either **Rotary Switch** or **Keypad** - Signal Meter - 20 channel memory - 5 scanning functions - Programmable steps

ACCESSORIES

CMP111	Speaker/Microphone	£28.50 inc VAT
CHP111	Headset/Boom Mic with PTT	£28.50 inc VAT
CWC120	Plug in Trickle Charger CNB120	£12.75 inc VAT
C10/230-1	Plug in Trickle Charger CNB111	£10.00 inc VAT
CSA111E	Desk Top Rapid Charger CNB120 + CNB111	£52.50 inc VAT
CAW120	Mobile Adaptor	£5.00 inc VAT
CAD111	Charging Adaptor for Nicad Alone	£8.50 inc VAT
CNB120	Rechargeable Nicad - 5 Watt	£47.50 inc VAT
CNB111	Rechargeable Nicad - 4 Watt	£37.50 inc VAT
CTD120	Touch Tone Unit for use with Remote Control	£20.00 inc VAT
CMB111	Mobile Mount Clip	£9.50 inc VAT
CLC120	Carrying Case for C120 + CNB111	£7.00 inc VAT
CLC121	Carrying Case for C120 + CNB120	£7.00 inc VAT

(All above prices + postage and packing)

400, EDGWARE ROAD,
LONDON W2

Mail Order + Retail
All prices are inclusive of VAT and are
correct at time of going to press



Normally 24hr
despatch but please allow
7 days for delivery

RADIO AMATEURS EXAM? PASS FIRST TIME!

**Before you enrol check the benefits of
RRC'S unique Home Tuition Service**

RRC has helped thousands of students to success in their examinations with this unique system of postal tuition, one which guides you, step-by-step, to qualify in the shortest possible time. Only The Rapid Results College offers you all these advantages:

- ✓ A qualified personal tutor
- ✓ Study material prepared by specialists
- ✓ Completely self-contained courses
- ✓ Handy pocket-sized booklets
- ✓ Personal study programme
- ✓ Regular marked tests
- ✓ Courses regularly updated
- ✓ 48 hour despatch
- ✓ Free advice before you enrol
- ✓ Telephone Helpline
- ✓ Free 'How to Study' Guide
- ✓ Instalment Plan
- ✓ Free Postage on course material
- ✓ Worldwide Airmail Service
- ✓ Extra tuition free if you don't pass first time

POST COUPON TODAY FOR FREE RADIO AMATEURS PROSPECTUS

Please send me my prospectus as quickly as possible.

Mr/Mrs/Miss/Ms _____

Address _____

Postcode _____



The Rapid Results College

Dept JX21, Tuition House, London SW19 4DS. FREE ADVICE: 01-947 7272 (9am-5pm)
PROSPECTUS: 01-946 1102 (24 hour Recordcall Service quoting Dept. No. JX21).



RST

MAIL ORDER CO.
Langrex Supplies Ltd.,
Climax House,
159 Fallsbrook Road,
Streatham, SW16 6ED.

**SPECIAL EXPRESS
MAIL ORDER SERVICE**

AZ31	2.75	EM81	2.50	PL509	6.00	6AK5	5.99	6KD6	8.00
CL33	4.00	EM87	2.50	PL519	6.00	6AL5	1.50	6L6G	5.00
DY86/7	1.50	EN91	6.50	PL802	6.00	6AM6	6.02	6L6GC	5.75
DY802	1.50	EY51	2.75	PY33	2.50	6AN5	4.75	6L7	2.50
E88CC	10.33	EY86	1.75	PY81	1.50	6AN8A	3.50	6L06	7.50
E180F	12.05	EY88	1.75	PY82	1.50	6AO5	3.25	6J07	3.75
E810F	35.48	EY500A	3.00	PY83	1.25	6ARS	25.00	6RHHB6KN8	10.00
EABCB80	1.25	EZ80	1.50	PY88	2.00	6AS6	8.66	6SA7	3.00
EB91	1.50	EZ81	1.50	PY500A	4.00	6AS7G	8.75	6SC7	2.75
EBF80	1.50	GY501	3.00	PY800	1.50	6AT6	1.25	6SJ7	3.25
EBF89	1.50	GZ32	4.00	PY801	1.50	6AU5GT	5.50	6SK7	3.50
EC91	8.00	GZ33	4.75	QOV02-6	38.00	6AU6	2.50	6SL7GT	3.00
ECC33	4.50	GZ34	4.00	QOV03-10	26.25	6AW8A	3.75	6SN7GT	3.00
ECC35	4.50	GZ37	4.75	QOV03-20A	48.38	6B7	3.25	6SS7	2.75
ECC81	1.75	KT61	5.00	QOV06-40A	46.00	6B8	3.25	6SG7M	2.50
ECC82	1.75	KT66	15.00	QV03-12	6.80	6BA6	1.50	6J8A	2.25
ECC83	1.75	KT77 GOLD	12.00	R18	3.00	6BA7	5.00	6V6GT	4.25
ECC85	1.75	KT88 LION	20.00	R19	3.24	6BE6	1.50	6X4	3.00
ECC88	3.50	N78	15.00	SP41	6.00	6B6	2.25	6X5GT	1.75
ECF80	1.50	OA2	3.25	SP61	4.00	6BN6	2.00	12AX7	1.75
ECF83	3.00	OB2	4.35	U19	13.75	6BQ7A	3.50	12BA6	2.50
ECF84	3.50	OC3	2.50	U25	2.50	6BR7	6.00	12BE6	2.50
ECF81	3.00	OD3	2.50	U26	2.50	6BR8A	3.50	12BY7A	3.00
ECL80	1.50	PC86	2.50	U37	12.00	6BS7	6.00	12E1	20.00
ECL82	1.50	PC88	2.50	UABCB80	1.25	6BW7	1.50	12HG7	4.50
ECL83	3.00	PC92	1.75	UBF89	1.50	6BZ6	1.25	30FL1/2	1.38
ECL86	1.75	PC97	1.75	UCH42	2.50	6C4	2.75	30P4	2.50
EF37A	5.00	PC900	1.75	UCH81	2.50	6C6	3.50	30P19	2.50
EF39	2.75	PCF80	2.00	UCL82	1.75	6C8	3.50	30PL13	1.80
EF41	3.50	PCF82	1.50	UCL83	2.75	6CD6GA	5.00	30PL14	1.80
EF42	4.50	PCF86	2.50	UCL87	2.00	6CL6	3.75	57Z8	55.00
EF50	2.50	PCF801	2.50	UF89	2.00	6CH6	3.75	805	45.00
EF54	5.00	PCF84	2.50	UL41	5.00	6C4V4	8.00	807	3.75
EF55	3.50	PCF805	1.70	UL84	1.75	6C6V	8.00	811A	18.33
EF80	1.75	PCF808	1.70	UY41	2.25	6D6	3.50	812A	43.00
EF86	3.50	PCH200	3.00	UY85	2.25	6DQ5	7.50	813	65.00
EF91	2.95	PCL82	2.00	VR105/30	2.50	6DQ6B	4.75	866A	35.00
EF92	6.37	PCL83	3.00	VR150/30	2.50	6E48	3.00	872A	20.00
EF183	2.00	PCL84	2.00	Z759	25.00	6E48	3.00	931A	18.50
EF184	2.00	PCL85	2.50	Z803U	25.00	6F5	1.85	9050	7.50
EH90	1.75	PCL86	2.50	ZD21	3.25	6G46	2.75	5763	4.50
EL32	2.50	PCL805	2.50	ZB28	50.00	6H6	3.00	5814A	4.00
EL33	4.00	PD500	6.00	4CX250B	58.00	6H56	3.77	5842	12.00
EL34	4.00	PFL200	2.50	5R4GY	5.50	6J5	4.50	6080	14.00
EL36	2.50	PL35	2.50	5U4G	3.00	6J6	8.93	6146A	12.00
ELL80	25.00	PL81	1.75	5V4G	2.50	6J7	4.75	6146B	12.00
EL81	5.25	PL82	1.50	5Y3GT	2.50	6JB8A	6.50	6550	8.00
EL84	2.25	PL83	2.50	5Z3	4.00	6JEC6	7.50	6883B	12.50
EL86	2.75	PL84	2.00	5Z4GT	2.50	6JS6C	6.00	6973	7.50
EL91	7.39	PL504	2.50	630L2	1.75	6K6GT	2.75	7025	3.00
EL95	2.00	PL508	5.50	6AB7	3.00	6K7	3.00	7027A	8.00
EL360	18.50			6A6H	5.00	6K8	3.00	7360	10.00
								7586	15.00
								7587	23.00

Open daily to callers - Mon-Fri 9 a.m.-5p.m.
Valves, Tubes and Transistors - Closed Saturday
Terms C.W.O. only, allow 7 days for delivery. Tel. 01-677 2424/7.
Prices excluding VAT add 15% Quotations for any types not listed S.A.E.
Post and packing 50p per order

Telex
946708

Prices correct
when going
to press

GAREX THE SCANNER SPECIALISTS

JIL SX-400 THE PROFESSIONAL SCANNER



- Basic coverage 26-520MHz
- AM, NFM & WFM
- Expandable from 100kHz to 1.4GHz with SSB and CW
- Computer control options
- IF output terminals
- Specifications set by professionals

£649

REVCO RS-2000E THE VERSATILE SCANNER



- Covers: 60-180MHz, 380-520MHz
- AM & NFM on all bands
- Search & store of active channels
- Channel activity counter
- 70 memories
- 12v dc & 240v ac

£279

JIL SX-200N THE SUPERIOR SCANNER



- The choice of the professionals
- Proven reliability
- Covers: 26-88MHz, 108-180MHz, 380-514MHz
- AM & NFM on all bands
- Positive action keyboard
- 16 memories
- 12v dc & 240v ac

£325

REGENCY MX-8000

THE WIDER RANGE SCANNER

- The receiver with the most Megahertz for your money
- Covers: 25-550MHz, 800MHz-1.3GHz
- AM & NFM & WFM on all bands
- Computer interface socket
- 20 memories
- Compact size
- 12v dc operation
- Up/down step control knob



£487

REGENCY HX-2000E

THE HAND-HELD SCANNER

- Covers: 60-90MHz, 118-175MHz, 406-496MHz
- AM & NFM on all bands
- Full scan & search functions
- 20 memories
- Nicads, charger & whip antenna included



£279

DON'T FORGET THE ANTENNA!

All receivers need a good antenna and the deal one for a scanner is the REVCONE, a 16 element disccone. Made in Britain by Revco, a company that has been manufacturing quality antennas for the last 25 years, the REVCONE covers 50-500MHz, is extremely well made and very good value at just £29.95. Also available - the RADAC dipole nest, 25-500MHz with extra performance £69.95.



PRE-AMPLIFIERS

Broadband antennas usually have no gain, so pre-amps are often desirable. One mounted at the masthead amplifies the weak signals but not the noise generated in the feeder cable. The REVCO PA2 in-line masthead pre-amplifier gives useful gain from 10MHz to over 1GHz, includes special mains psu. £49.95. The MUTEK BBBAS000 is intended for use at the receiver's input. Requires 12v DC at a few mA. £35.50.



GAREX ELECTRONICS

MAIN DISTRIBUTOR OF REVCO PRODUCTS. PRICES INCLUDE UK P&P and 15% VAT. Ask for details of our interest free credit. Extensive range of PYE radiotelephone spares - S.A.E. for list.

7 NORVIC ROAD, MARSWORTH, TRING, HERTS. HP23 4LS.
Phone 0296 668684. Callers by appointment only.
Ask for details of our interest free credit.
Ask for our secondhand scanner bargain list.

H. F. Rx AD94/M118 small airborne Rx tunes 150/510Kc & 2/18.5 Mc/s in 6 bands as 2 RF stages, Bar BFO, RF/LF gain, 250Kc Cal, Crystal Filter, high resolution film scale on HF bands, as O/P for phones, reqs 28V DC or 28/210v DC size 8x8x13" tested with circ. £85 ELEC MULTIMETER. services type CT471 portable battery operated (reqs 3xHP.2) as ranges AC/DC volts 12 Mill/V to 1200v AC/DC current 12Ma to 1200Ma, ohm 100 to 1000 Megs FSD in 5 ranges, RF meas with probes supplied 12 Mill/V to 4v 1Gz or 400v to 50 Mc/s, 100 Megs I/P on volts ranges size 9x8x8" inc lid, tested. £75 PANEL METERS. 100 Ua scale 0 to 100 2 1/4" dia. £4.50 500 Ua scale 0 to 500 2" dia. £2.50 1 Ma scale 0 to 10 1 1/4" dia £3.50 all new (dia of glass) VHF/UHF Rx. two types, 100/156 Mc/s single chan crystal controlled AM with crystal filter reqs Hc18 crystals, as 600 ohm O/P, reqs 12v DC size 19x4 1/2 x 3 1/2" £23.50 also UHF type 225/400 Mc/s with crystal filter otherwise as VHF type. £28.50 both with circ & crystal data. MORSE KEYS. med size Army key adjustable. £6.50 DISH AERIAL X Band dish 32" dia 5" deep some perforations new. £24.50 OPTICAL SIGHT monocular angle sight 5x27 5 E7.50 HAND GENY ARMY type nom O/P 12v DC stab at 1 amp with accs new. £34.50 HF. PRE SELECTORS. tunable 2/29Mc/s in 4 bands direct cal with 10.1 SM drive two high Q coils per band, 75 ohm in & out on 19" ali panel. £26.50 ARMY AE EQUIP. mast kit 30ft 10 screw sections 1" with accs & carry bag new. £34 27ft 6 section telescopic. £33 VARIACS 240v to 0 to 270v at 8 amps for int mt with knob. £37 ROTARY INV. I/P 18v DC O/P 230v AC 50c 180 watts new. £48 AUDIO TAPE. 1/4" on 8 1/4" HD ali spools 1800/2400ft 4 mixed for £11.50 TUNER HEAD 88/108 Mc/s 10.7 Mc/s IF out reqs 12v DC new £6.50 CRT IND small CRDF Ind with MW13.35 CRT 5" dia with X/Y Scan coils & focus mag etc. £15.50 CAR AERIAL flex CB type with 13ft RG58 with plug approx 15" high new. £6.50 AUDIO WATT METER type CT44 200 U/W to 6 watts & 2.5 ohm to 20K ohm tested. £28 COAX CABLE UR57 HD 10mm OSD 75 ohm 15mts for £6.50 30p mt over this. INFRA RED LPS. light & heat units 115v 500 watt 7" dai 4" deep new two for £5.40 V.H.F. AERIAL. nom 125Mc/s 29" inc base, with insulated base size 2 1/2" sq fitting for coax standard 1/4 wave for A/C mt. £8.50 COMP BOARDS. pax mt boards size 6x2 1/4" with 28 tags i.e. 14 pairs new. 10 for £4.50 CRT IND airborne sonar ind with 5" sq dual beam tube P.7 trace modular ass as int EHT supply but reqs ext HT/LT with circs. £45 TUNING CAP. 4 gang 7/61pf made up of 2 single & one twin gang 1/4" shaft. £7.50 PRESS GAUGE. 0/300 lbs 3" dia new £4.50 H.V. CAPS. 215 Uf 2.5Kv DC Pk rapid discharge type ex aircraft photo flash equip size 8x4x10" £14.50 other related items available.

Above prices include Carr/Postage & VAT, goods ex-equipment unless stated new. Allow 14 days for delivery. SAE with enquiry or 2x18p stamps for List 39.

A.H. SUPPLIES
122 Handsworth Road, Sheffield S9 4AE.
Telephone: 444278 (0742).

SEE WHAT YOU CAN HEAR... WITH RADIO DATABASE INTERNATIONAL


NEW 1987 EDITION NOW IN STOCK

Turn on your radio, open your RADIO DATABASE INTERNATIONAL... and your set to conquer the world of shortwave listening. This new, expanded 1987 edition of RADIO DATABASE INTERNATIONAL features the world's most up-to-date Worldscan schedules presented in clear, easy-to-read graphics in handy frequency order. It's all world radio and it's all there at a glance without page turning or thumbing through text. Inconvenient frequency order from 2 to 26 MHz. RADIO DATABASE INTERNATIONAL displays station names, locations, frequencies, operating times, languages, jamming, intended reception areas and transmitter powers. It's all in one place, all at a glance. What were formerly separate International and Tropical Editions are now combined into one great book. And there's more. RDI has added a number of new features and articles designed to help you make the most of your listening moments. Additionally - by popular request - major stations have been listed alphabetically, by country, with quick-access schedules. The 1987 RADIO DATABASE INTERNATIONAL also features a hard-hitting Buyer's Guide with ratings of dozens of models sold throughout the world. RDI veteran team of award-winning reviewers provides you with the world's most trusted advice on radios from portables to high-performance receivers. With your radio and your RDI, you'll be ready to enjoy the wide world of shortwave listening as you never have before. Price £12.50 + £1 post & packing in UK & Eire. Overseas: £6 airmail or £2 sea mail worldwide.

OTHER RADIO BOOKS

GUIDE TO UTILITY STATIONS 1986 New lists 15 083 SW frequencies Aero, CW, Fixed, Commercial, RTTY, FAX, etc. stations, plus call signs and much more. The most comprehensive frequency listing book available. £16.00 + £1.45 p&p. SCANNERS A VHF/UHF Listener's Guide with frequency lists £7.95 p&p FREE. US MILITARY RADIO COMMUNICATIONS Full details of operations and frequencies used on HF bands. Part 1 £10.80 + 65p p&p. Parts 2 and 3 £8.65 + 65p p&p each. Parts 1, 2 and 3 together £26.50 p&p FREE. COMMUNICATION SATELLITES New expanded 2nd edition covers Ham, weather, navigation, DBS, Russian, US satellites plus much more. £13.25 + £1.55 p&p. AIR TRAFFIC RADIO New edition. Guide to UK air traffic VHF & UHF frequencies £2.25 + 35p p&p. RADIO TELETYPE PRESS BROADCASTS A comprehensive book on the world's Press Agencies including full details of their services, frequencies and transmission times £11.85 + 65p p&p. RADIO HACKER'S CODEBOOK Decoding codes and cyphers with home computers £9.95 + 65p p&p. Two or more books Post & Packing FREE (UK and Eire only). Ask for our NEW free catalogue of all books. Delivery normally from stock within 14 days.

INTERBOOKS, PWD18, Stanley, Perth, PH1 4QQ, Scotland. Tel: (0738) 828575

RESISTOR KITS (5%) 1/4W 5 EACH VALUE £3.35 1/4W 10 EACH VALUE £5.75 1/2W 5 EACH VALUE £4.75 1/2W 10 EACH VALUE £7.95 1W 5 EACH VALUE £15.25 2W 5 EACH VALUE £19.70	JANUARY SPECIAL  £2.99	EQUIVALENT BOOKS TRANSISTORS A - Z £5.25 2N - 3N £5.35 DIODES VOL. 1 £10.55 VOL. 2 £10.45 IC - CMOS £8.25
ZENER DIODE KIT 400 MΩ - 55 ZENERS 5 EACH VALUE £3.50	CIGAR LIGHTER PLUG USEFUL PLUG WITH LEAD & MULTIPLUG: 2.5 & 3.5 JACK & 2.1 DC. Max current 2A. FUSE BUILT INTO PLUG.	ANTEX SOLDERING 25W XS IRON £6.20 18W CS IRON £5.95 15W C IRON £5.75 S74 STAND £2.20 SPARE BITS 99p ELEMENTS FROM £3.20
CERAMIC KIT - 50 VOLT 125 CAPACITORS 5 EACH VALUE £4.75	12V RECHARGEABLE UNIT. 10 - D SIZE NI-CADS ENCAPSULATED IN A BLACK PLASTIC CASE. XLR TYPE INLET & OUTLET SOCKETS. FUSE HOLDER WHEN CHARGED GIVES 12V OUTPUT. £5.99	NI-CAD BATTERY CHARGER SUITABLE FOR CHARGING AAA, AA, C, D & PP3 NI-CAD BATTERIES £4.50
ALL ORDERS 75p P&P + 15% VAT UNLESS OTHERWISE STATED	24 HOUR ANSWERPHONE SERVICE	WIDE RANGE OF COMPONENTS LISTED IN OUR NEW '87 CATALOGUE SEND £1 NOW (OVER 4,000 LINES). INCLUDES 50p VOUCHER, ORDER FORM, PRE-PAID ENVELOPE & SPECIAL OFFERS.

DEWSBURY ELECTRONICS

NEW FM BOARD FOR THE TS-930S



NOW FROM THE MAKERS OF THE WORLD FAMOUS STAR MASTERKEYERS, AN 'FM BOARD' FOR THE TRIO TS-930S


THIS EASY TO FIT READY BUILT BOARD, ENHANCES ALREADY SUPERB FACILITIES AVAILABLE ON THE TRIO TS-930S.

EASILY FITTED TO THE TS-930S, THE FM BOARD IN NO WAY DEGRADES THE PERFORMANCE OF THE TRANSCEIVER, ALL MODES INCLUDING FM ARE READILY AVAILABLE. SUPPLIED AS A READY BUILT UNIT, COMPLETE WITH CONCISE AND EASY TO FOLLOW FITTING INSTRUCTIONS, CAN BE INSTALLED IN LESS THAN 90 MINUTES, OR FOR A MODERATE CHARGE, DEWSBURY ELECTRONICS WILL BE HAPPY TO FIT THE UNIT. COLLECTION AND DELIVERY ARRANGED. FOR FULL DETAILS AND SPECIFICATION, PLEASE SEND S.A.E.



STAR MASTERKEY CMOS MEMORY KEYS

8 MEMORIES, BEACON MODE, DIRECT & GRID BLOCK KEYING. FULL DETAILS IN PREVIOUS ADS. STILL ONLY
£95.00



FULL RANGE OF BENCHER KEYS

POST, PACKING AND INSURANCE ON EITHER KEYS £3.00



STAR MASTERKEY MKII

DOT - DASH MEMORIES IAMBIC OR SIDE SWIPE, SEMI AUTOMATIC MODE, 12 VOLT OR INTERNAL BATTERY.

PRICE £54.70

FULL RANGE OF TRIO PRODUCTS STOCKED

We are also stockists of DAIWA—MET ANTENNAS—POCOM—JRC—TAR—TASCO TELEREADERS—MICROWAVE MODULES—ICS AMTOR—AEA PRODUCTS—DRAE—B.N.O.S.

Dewsbury Electronics, 176 Lower High Street, Stourbridge, West Midlands.

Telephone: Stourbridge (0384) 390063/371228.

Telex: 337675 TELPES G

Instant finance available subject to status. Written details on request.





AMCOMM - ARE Christmas Bonanza!

Terrific savings on virtually all List Prices.

UHF MOBILE

YAESU FT 770RH 70cm 25w FM high visibility display	495.00
YAESU FT 790R 70cm all mode	399.00
YAESU FT 2700RH 70cm/2m 25w each band full duplex	399.00
ICOM IC 490E all mode 70cms 10w/1w	617.00
ICOM 3200E 2m/70cm 25w each band	556.00
ICOM IC 47E 25w FM very small 9 memories	495.00

HF EQUIPMENT

YAESU FT 767 1.8MHz-430MHz. All mode gen cov rcvr	POA
YAESU FT ONE gen cov tcvr	1750.00
YAESU FT 980 gen cov tcvr inc AM/FM	949.00
YAESU FT 757GX gen cov tcvr inc AM/FM/Keyer	1465.00
ICOM IC 751A gen cov tcvr inc AM/FM/Keyer	925.00
ICOM IC 745 gen cov tcvr	929.00
ICOM IC 735 gen cov tcvr inc AM/FM	

HF LINEAR AMPLIFIERS

YAESU FL 2100Z 160m to 10m	899.00
YAESU FL 7000 solid state integral PSU and ATU	1590.00
TOKYO HL 1K 1Kw amplifier	POA
TOKYO HL 1KGX new 1K linear	POA
TOKYO HL 2K new 2K linear	POA
TOKYO HL 3K 3Kw new linear	POA
ICOM IC 2KL/LPS	1646.00

HANDHELD TRANSCEIVERS

FT 727 VHF UHF Hand held	425.00
YAESU FT 203R with FBA 5 battery case	225.00
YAESU FT 203R with FNB 3 nicad 2.7w	255.00
YAESU FT 203R with FNB 4 nicad 3.7w out	259.00
YAESU FT 203R with FBA 5 battery case 1.8w	269.00
YAESU FT 209R with FBA 5 battery case 2.7w	299.00
YAESU FT 209R with FNB 3 nicad 2.7w	305.00
YAESU FT 209R with FNB 4 nicad 3.7w	275.00
YAESU FT 209R with FBA 5 battery case	309.00
YAESU FT 209RH with FNB 3 nicad 3.7w	315.00
YAESU FT 209TH with FNB 3 nicad 3.7w	225.00
YAESU FT 209RH with FNB 4 nicad 5w	289.00
YAESU FT 209RH with FNB 4 nicad 5w	275.00
ICOM IC 2E synthesised 1.5w 2m	289.00
ICOM IC 02E keypad entry lcd display	
ICOM IC 4E synthesised 1.5w 70cm	
ICOM IC 04E keypad entry lcd display 70cms	

FT 703R and FT 709R available same output spec as FT 203/209.

RECEIVERS

YAESU FRG 8800 gen cov 150Khz-30Mhz large display, keyboard entry/free tuning	609.00
ICOM IC R71 100 Hz to 30Mhz passband tuning/notch filter, variable tuning rate	789.00
YAESU FRV 8800 converter module 118-179 for FRG 8800 range extension	100.00
AOR 2002 UHF/VHF 25Mhz-550Mhz and 800 Mhz-1300Mhz	465.00
STARBUY. Scanning receiver all mode 100 mem. Now up to 950Mhz	499.00
ICOM R700 Scanning tcvr 25-2000 Mhz 99 memories	919.00
FDK ATC 720 airband rcvr handheld 720 channels	189.00
FDK RX 40 141-180 Mhz handheld rcvr	159.00
JIL SX 400 UHF/VHF rcvr inc PSU	598.00

RTTY/CW

TONO 5000E CW RTTY ASCII and AMTOR c/w 5" high res monitor	POA
--	-----

VHF MOBILE TRANSCEIVERS

YAESU FT 290R mob/port 2m all mode c/w nicads, chgr. case. Mk II	POA
YAESU FT 290R as above with Mutek	379.00
YAESU FT 270R 25w FM	445.00
YAESU FT 270RH 45w FM with fan	399.00
YAESU FT 2700RH 2m/70cms 25w each band full duplex	515.00
ICOM IC 290D 25w all mode	379.00
ICOM IC 27E 25w FM 9 mem	419.00
ICOM IC 27H 45w FM 9 mem	449.00
FDK M750XX 2m all mode 20w	279.00
FDK M725X 2m FM 25w	

VHF BASE STATIONS

YAESU FT 726R/2M all 726 options available	949.00
ICOM 271E multi mode 25w 32 mem	799.00
ICOM IC 271E/H multi mode 100w	979.00

UHF BASE STATIONS

YAESU FT 726 70cms multimode — all 726 options	949.00
ICOM 471 E 25w multimode 70cms	889.00
ICOM 471 H high power multimode (75w) — 70cms	1099.00
ICOM 1271 E multimode 1240-1300 Mhz	1099.00

SUPER H.P. TERMS
AND TRADE-IN
Telex: 334312.

WHERE
A GOOD DEAL
MORE COSTS A
GOOD DEAL
LESS!



AMCOMM - ARE
373 Uxbridge Road, London W3 9RN, Tel: 01-992 5765. Telex: 334312.
Showroom and Shop opening hours
9.30-5.00pm — Closed Mondays

AMCOMM - ARE Christmas Bonanza!

Terrific savings on virtually all List Prices.



VHF LINEAR AMPLIFIERS

TOKYO

HL160V 2m 10w in 160w out	250.95
HL82V 2m 10w in nom 85w, typ 100w out	145.95
HL110V 2m 10w in 110w out	250.95
HL35 2m Gaasfet preamp 5-5w in 35w out	86.25
HL30V 2m 5-3w in 30w out	56.70
HL20U 70cms 5-3w in 20w out	89.25
HL30U 70cms Gaasfet preamp 2w in 30w out	126.00
HL60U 70cms Gaasfet preamp 1-15w in 60w out	225.75
HL120U 70cms Gaasfet preamp 12w in 100w out	418.95
HRA 2 2m mast preamp, Gaasfet	105.00
HRA 7 70cms mast preamp, Gaasfet	105.00

BNOS

LPM 144-1-100 2m c/w preamp 1w for 100w out	197.50
LPM 144-10-100 2m c/w preamp 10w for 100w out	175.00
LPM 144-3-100 2m c/w preamp 3w for 100w out	197.50
LPM 144-25-160 2m c/w preamp 25w for 160w out	250.00
LPM 144-3-180 2m c/w preamp 3w for 180w out	290.00
LPM 144-3-180 2m c/w preamp 10w for 180w out	290.00
LPM 144-10-180 2m c/w preamp 10w for 180w out	125.00
LPM 144-3-50 2m c/w preamp 3w for 50w out	125.00
LPM 144-10-50 2m c/w preamp 10w for 50w out	230.00
LPM 144-3-50 2m c/w preamp 3w for 50w out	235.00
LPM 432-1-50 70cm c/w preamp 1w for 50w out	195.00
LPM 432-3-50 70cm c/w preamp 3w for 50w out	329.00
LPM 432-10-50 70cm c/w preamp 10w for 50w out	
LPM 432-10-100 70cm c/w preamp 10w for 100w out	

MICROWAVE MODULES range also available, call for details or literature on above.

ANTENNA COUPLERS

AMCOMM 9000 coax, random wire, tuned feeders 100w	89.00
CAPCO SPC 300C 1Kw antenna coupler	188.37
CAPCO SPC 3000C 3Kw antenna coupler	279.42
CAPCO SPC 300M 1Kw module only	103.09
CAPCO SPC 3000M 3Kw module only	132.18
TOKYO HC 200 8 band 200w pep with SWR/power meter	115.00
TOKYO HC 400 9 band 350w pep with SWR/power meter	199.00
TOKYO HC 2000 9 band 2Kw pep	399.00
WELZ AC 38 3.5-30Mhz 200w	85.00
ICOM AT 100 100w auto antenna coupler	345.00
ICOM AT 500 500w auto antenna coupler	485.00
YAESU FC 757GX auto antenna coupler	339.00
YAESU FRT 7700 receiver antenna tuner	59.00

FIND OUT WHY WE'VE
A REPUTATION FOR
FIRST CLASS VALUE &
TOP QUALITY SERVICE

AMCOMM - ARE

373 Uxbridge Road, London W3 9RN, Tel: 01-992 5765 Telex: 334312.

The Staff of Amcomm-ARE wish you a
Happy Christmas and
Prosperous New Year

CASH IN NOW, ON OUR
HUGE BUYING POWER!

HEIL ACCESSORIES

HEIL HC3 Mic element Yaesu/Trio	22.85
HEIL HC5 Mic element Icom SM5/6	25.40
HEIL HM5 Desk Mic (300Hz-3KHz) cardioid	65.00
HEIL MM5 handheld Mic with HC3	29.00
HEIL SS2 Speaker special comms spkr	59.00
HEIL BM10 lightweight headset/boom mic	65.00

POWER SUPPLIES

YAESU FP 757HD 20A	239.00
YAESU FP 757 GX 20A	169.00
YAESU FP 700 20A	195.00
BNOS 12/6amp	69.00
BNOS 12/12amp	115.00
BNOS 12/25amp	169.00
BNOS 12/40amp	340.00
BNOS professional range also available on request	POA
ICOM IC PS 35 switch mode	193.00
ICOM PS 15 20amp external	158.00
ICOM IC PS 55 20amp	185.00
ICOM IC2 KLPS to match IC2KL linear	429.00
ICOM IC PS 25 switch mode	112.00
SMC RS 12 4amp 5 amp peak	14.95
DRAE 4 amp	40.50
DRAE 6 amp	63.00
DRAE 12 amp	86.50
DRAE 24 amp	125.00

HI-MOUND MORSE KEYS

HK 702 manual with marble base	42.50
HK 704 manual	28.50
HK 705 manual	22.50
HK 706 manual	23.00
HK 707 manual	22.25
HK 708 manual	21.50
HK 802 manual solid brass	99.00
HK 803 manual solid brass	99.00
MK 702 single lever paddle	29.95
MK 702 single lever squeeze heavy base	37.15
MK 703 twin lever without base	20.00
MK 704 twin lever squeeze marble base	32.20
MK 705 twin paddle squeeze marble base	
KENPRO KP 100 squeeze paddle/Cmos keyer	89.00
230v/13.8v	
KENPRO KP 200 squeeze paddle/keyer multi memory	179.00
4096 bit	

Where service and courtesy
comes naturally...

E&OE

WHERE
A GOOD DEAL
MORE COSTS A
GOOD DEAL
LESS!



That Morse Test!

Sir: May I please add my penn'orth to the varied and most interesting letters you have published recently in *Write On*.

Peter Crosland and Mike Dixon both mention the pressures and enormous workload of the staff at RSGB HQ, and I would agree with them but I must ask the question: "Why did an over-worked, under-staffed, million-pound business take on extra work in the form of Morse Tests?" Out in the competitive world of business, customers must be kept happy or their trade goes elsewhere. However, where there is a monopoly or a single source of supply the customer has no option but to accept the product/service offered, even, as in my case, in very frustrating circumstances.

Earlier this year, as a result of a notice published in *RadCom*, I wrote to the RSGB asking if any Morse Testing Stations were to be set up in Lancashire or

neighbouring counties. The reply was a list of Rallies up and down the country where I could take the test if I wished. The nearest was too far and they were all, in any case, oversubscribed. In June, things started to buck up when three of our local amateurs went to the Elvaston Castle Rally to be tested as examiners. It is interesting to note that after waiting for two hours past their appointment time, they were given a receiving test at 25 w.p.m. and were quite amazed when not asked to "send" at the speed of the test. They all passed and immediately fixed a date at the end of July in very suitable premises (Fleetwood Nautical College) to hold the first RSGB tests in Lancashire.

Armed with this information I sent my application form off to RSGB HQ for a Morse Test at Fleetwood on July 27 (1st choice) or at the Preston Rally held at Lancaster University on August 24 (2nd choice). In the meanwhile I heard that the end of July was too soon for the RSGB to administer any tests, so I naturally expected an appointment for my second choice at Lancaster. My appointment letter arrived and informed me that I had a place at the Red Rose Rally at Haydock on August 17! This was a little

inconvenient as I knew that I would be in Scotland on that date, recovering from my daughter's wedding on the 16th.

You may well imagine that I was somewhat annoyed by now, and I wrote a long critical letter to RSGB HQ closing with a request to take the test at Lancaster on August 24 or at Fleetwood on September 27. The reply came in the form of a new test appointment and a one-line apology blaming human error for giving me a place at Haydock. All other points of my letter were ignored, and to rub salt into the wounds my new test date was for my second choice at Fleetwood, even though only 12 candidates were booked in for the Lancaster Rally! Yes, it must be pressure of work.

Perhaps I ought to

mention that my Radio Amateur Licence renewal date was August 20, and I was naturally keen to avoid paying two lots of renewal fees in quick succession. When the red reminder came, I phoned RALU and explained my position to a very understanding and helpful gentleman. I would renew either as a G1 or as G0 depending on the Morse Test result.

At last September 27 came and I presented myself for test at Fleetwood Nautical College. I understand that a total of 27 candidates turned up, resulting in quite a busy day for the examiners. I came away feeling fairly confident but wondering why the duty examiners were not allowed to tell me the result. I applaud the RSGB for the way that they are insisting

LAUGH WITH BARTHES



I WAS USING TWO STACKED FOUR ELEMENT MONO-BANDERS...

PW COMMENT

Initiative

PRESENT-DAY RADIO HOBBYISTS can be divided into two broad camps, those who like to build the equipment they use, and those that prefer to buy it ready-made from one of the emporiums (should it be emporia, I wonder?), or on the second-hand market. Those that like to build can be subdivided yet again, into those who want to be able to take the easier way out by buying a kit of parts, and those that prefer to search through magazines, mail-order catalogues, radio rally stands and their "junk-boxes", painstakingly gathering together all the bits and pieces required.

Many enthusiasts scorn the "ready-made" brigade, and I am sure that the fewer people who build (even if only the little additions), the poorer the hobby becomes. I must, however, admit to a certain sympathy for the ones who hardly ever get a soldering iron out, for it's nowhere near as easy to find the sort of components you need to build radio equipment as it used to be. Major mail-order catalogue suppliers such as Cirket, Electrovalue, Maplin and more recently Electromail (RS Components), plus some of the smaller dealers, cover quite a broad range now, but ever-increasing postage and telephone costs mean that you need to be quite well-organised, with a substantial investment in stocks of resistors, capacitors, semiconductors, etc., if you are not to finish up having to pay

upwards of 50p for that lone $\frac{1}{4}$ watt resistor you need to finish a project! The days of nipping down to the radio dealer's shop on the corner for the odd few components are long gone for most of us.

Because of these difficulties, I can understand why quite a few constructors prefer the kit approach, and I'm glad to see a good selection of these offered by several of our advertisers. When there isn't a kit available, though, it totally throws some people—they just don't know where to start looking for the bits they need. They write to us, or come on the 'phone asking: "Where can I get such-and-such?" Often, they haven't invested in even one of the mail-order suppliers' catalogues, and maybe haven't noticed the adverts offering them, either.

It particularly worries me when, as so often happens, such enquiries come from someone obviously in their 'teens or early twenties, who has undoubtedly been through school since the introduction of the "project" approach to learning. Somehow, the teaching of how and where to go about finding the information and materials needed to complete a project just doesn't seem to get transferred from the school environment to the outside world, yet that approach is needed for success in almost every activity that forms part of life. As is often said, it's not necessary to know the answer to every problem or question that comes your way, what matters is knowing how to go about finding the answer.

Geoff Arnold

on fairness and require two examiners to be present, but for goodness' sake, let's be told there and then—Pass or Fail—and the relevant documents issued. Far better for the candidate and surely less work for RSGB HQ? To the best of my knowledge, all the lads who took their tests on the old system knew the result right away.

Not to worry, just sit back and wait a short while for the official result to arrive. I knew it would not take long because I remember reading a "Question and Answer" handout prepared by the RSGB which clearly stated that results would be known within 7 to 10 working days.

So I waited, and waited, and waited, until 25 days after my test. On October 22, I received the result slip from the RSGB. I did hear

that a certain gentleman at HQ had been away on holiday, hence the delay in sending out the results. Surely such an important function should not grind to a halt if one man goes away on holiday!

Finally, in response to E. Allen's letter in September PW, I do have concrete suggestions to remedy the shortcomings and I do have past experience in administration and practical organisation. It's not much use writing to the RSGB about it because they don't seem to have the time to read my letters and formulate a correct reply. I'm not impressed by the RSGB—can you really blame me?

**Norman Dickinson G0???
Morecambe, Lancs**

Pollution

Sir: Can anything be done to prohibit the jamming of radio transmissions? We hear much about pollution by acid rain, nuclear radiation and sewage on the sea shore, but overlook pollution of the radio waves.

This pollution, mainly on short waves, is now worse than I have known it in fifty years of DXing. It is mainly caused by the jamming of broadcasts beamed towards Iron Curtain countries, and is

also endemic in areas of conflict, particularly in the Middle East. What makes the jamming even more objectionable is that, more often than not, it spreads wider than the station at which it is directed and interferes with other uninvolved broadcasts on adjacent frequencies.

Should there not be international consideration of this undesirable pollution?

**Philip Rambaut
Macclesfield, Cheshire**
Causing deliberate

Send your letter to the Editorial Offices in Poole, the address is on our Contents page. Writer of the Star Letter each month will receive a voucher worth £10, to spend on items from our PCB or Book Services, or on PW back numbers, binders, reprints or computer program cassettes. And there's a £5 voucher for every other letter published.

Letters must be original, and not duplicated to other magazines. We reserve the right to edit or shorten any letter. Brief letters may be filed via our Prestel Mailbox number 202671191. The views expressed in letters are not necessarily those of *Practical Wireless*.



28MHz Bandplan

Sir: I would like to point out an error in the article on 10m in your October issue and ask you to bring it to your readers' attention. In Table 2, the author lists 29.310–29.400MHz as available for f.m. working, with 29.400–19.550 as the satellite band, whereas the IARU Bandplan (as shown in the current RSGB *Callbook* and the 3rd edition of the *Operating Manual*) lists the

satellite band as 29.300–29.550.

A 29.400–29.550 satellite allocation was agreed at the IARU Warsaw conference in 1975, but was expanded to its present size at the Cefalu conference in 1984. The Soviet RS satellites have made use of the band extension in the past and are expected to continue to do so in the future. 73.

Martin Atherton G3ZAY
*(Chairman, RSGB HF Committee)
Cambridge*

interference to radio transmissions is already outlawed by the International Radio Regulations, to which most countries are signatories. Unfortunately, some national administrations consider broadcasts from countries with differing political systems to be subversive propaganda, from which their citizens should be protected, and seek to achieve that "protection" by putting many high-powered jamming transmitters on the air.

Due to the characteristics of

short-wave propagation, this jamming is not entirely effective in preventing reception of overseas broadcasts in the target country, but it certainly does cause interference over the remainder of the world. In an effort to break through the jamming, major broadcasters are using more channels, at higher powers, causing even more congestion. I sometimes wonder just how many megawatts of electrical power are wasted by both sides in this pointless battle.—Ed.

BOOKSHELF... available from book stockists

RADIO DATABASE INTERNATIONAL 1987 Edition.
Published by International Broadcasting Services Ltd.
Available from Interbooks, Lynton, Stanley, Perth PH1 4QQ.

352 pages, 177 x 254mm (paperback).

Price £12.50 plus £1 P&P UK.

ISBN 0 914941 03 8

The first thing I noticed about this book is the section at the end, 1987 Buyer's Guide to World-Band Radios. It's a guide to

the suitability of a receiver for s.w.ling, both portable and tabletop versions. The authors are very frank about each receiver and give it a

star rating on its overall performance. This could be helpful if you are somewhat bewildered by the array of receivers available for the hobby.

The bulk of the book contains a worldscan chart. This is a frequency-by-frequency chart of radio stations, their power, the time they transmit and their

target areas. It takes a little working out to start with, but after a while you can get quite quick at looking up stations and finding out details about them.

If you are interested in s.w.ling then this book could prove a very useful reference manual that won't spend much time on the shelf gathering dust.

A TV-DXERS HANDBOOK.

By R. Bunney.

Published by Bernard Babani (publishers) Ltd.

97 pages, 195 x 265mm.

Price £5.95 plus 75p P&P from PW Book Service.

ISBN 0 85934 150X

A lot of TV-DXers have been waiting, with baited breath, for this book to appear. Now it's arrived it

should find its way into many shacks and workshops. Not just TV-DXers, but anyone with an

interest in video, including TV engineers and satellite TV buffs.

Subjects covered in depth are, propagation, practical video and r.f. processing plus satellite TV, antenna technology and last, but not least, how to improve your reception of that elusive TV-

DX, all interlaced with a good selection of TV test card and band-plan information.

Being a keen TV-DXer with an interest in d.i.y. satellite TV reception, this book is a must for my own shack.

G6AKG

Yeovil Mayor and MP join in

During the 40th Anniversary Day of the Yeovil ARC, held on Oct 17, the mayor and MP for Yeovil joined in the celebrations. The club held its first meeting on 17 October 1946 and there are still four founder members.

The photograph shows, (l-r) G3MYM; G3NOF (founder member); G3GC (Secretary); G3OMH (founder member); Mrs Joy Stanton (Mayor); Mr Paddy Ashdown MP; G3BEC (President and founder member) and BRS10663 (founder member).



Ocean Sound

ILR opened a new radio station in October, down on the south coast. They are transmitting on 1170kHz and 97.5MHz in the east of the region and 1557kHz and 103.2MHz in the west.

The "catchment area" is South Hampshire, West Sussex and the Isle of Wight, but as readers of *Medium and VHF Bands in On the Air* know it's

probably heard much further afield.

The photographs show the studios on the opening day with Matt Hopper and Chris Carnegy (both presenters), and some of the Ocean Sound radio station staff cutting their cake.

If you do hear the station or want more details, then the address to write to is; **Ocean Sound, PO Box 99, Fareham, Hants PO15 5TA.**



EATWG

Europe now has its own international ATV organisation, European Amateur Television Working Group.

It is an umbrella organisation which will promote and protect the interests of ATVers with national amateur radio societies, licensing authorities and the IARU.

The first meeting was held on 20/21 September 1986 in Basel, Switzerland. A total of 35 representatives attended from Britain, France, Belgium, Holland, Italy, Austria, Germany and, of course, Switzerland.

More information about EATWG can be obtained from The British Amateur Television Club (BATC), c/o "Grenehurst", Pinewood Road, High Wycombe, Bucks HP12 4DD.

Stereo TV Sound

The introduction of digital stereo sound with TV has moved a step closer following the Government's approval of the joint BBC/IBA specification for a new transmission standard.

The system, developed by BBC engineers, is currently undergoing experimental tests from the BBC2 transmitter at Crystal Palace. The stereo signals are transmitted via a digitally modulated carrier at 6.552MHz above the vision carrier.

Although there are no immediate plans to introduce a full stereo service, the experimental tests will be extended to include both BBC1 and 2.

Can You Help?

Does anyone know the whereabouts of the $\mu A753$ i.c. as used in the *PW Nimbus*. If so then **Garrey Learmonth of 60 Greenock Road, Bishopton, Renfrewshire**, would like to hear from you.

Mr T. F. Bernascone is engaged on a programme of research into a very low frequency transmitting radio station established in Germany late autumn 1941. The station called "Goliath", was near the village of Kalbe and partially straddles the River Milde.

He is looking for information, no matter how small or seemingly trivial. Any drawings, photographs, technical details or personal memories by German or Allied personnel would be especially welcome. Any documents loaned would be treated with care and postage refunded.

If you can help, write to **Mr T. F. Bernascone (Goliath Research Project), Teesside Polytechnic, Borough Road, Middlesbrough, Cleveland TS1 3BA.**

The circuit diagram for a Teleton 8-band receiver, model TF182, is being sought by Mr E. G. Thomas. He says that either loan or purchase could be agreed. If you can help then write to: **Mr E. G. Thomas, 11 Burrell Avenue, Lancing, Sussex BN15 8QB.**

Morsum Magnificat

My first copy of the above magazine arrived on my desk this month. It is published quarterly to provide international in-depth coverage of all aspects of Morse telegraphy, from its earliest concept to the present time.

The subscription cost for the UK is £6 per annum, cheques should be made out to Morsum Magnificat, and sent to G4FAI, 1 Tash Place, London N11 1PA.


The magazine covers a wide range of topics, historical items, amusing anecdotes, news items and even the odd constructional. A must for c.w. enthusiasts everywhere.

1.5V Enhanced from Duracell

Duracell have produced an enhanced version of the MN1900 1.5V alkaline manganese cell. The new battery has a capacity of 800mA/h compared with a

previous capacity of 650mA/h.

Cylindrical in shape, with a diameter of 11mm and a height of 30mm, it has a life of 65 hours on 100Ω to 0.8V at 20°C. It will be useful in applications like radio pagers, calculators and electronic instruments.



Dial Search

The fourth edition of this publication is available. It's the listeners' check-list and guide to European Broadcasting. It provides the essential information for the home listeners using a portable radio and its own normal antenna.

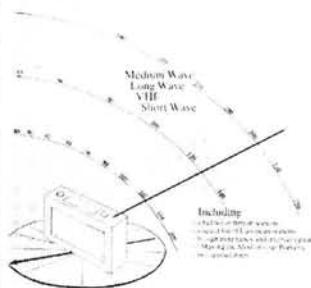
It is largely a question of having the right numbers to hand, just like a phone book, and knowing which way the set should face.

The fourth edition is available at £3.00 (plus 30p P&P) direct from **George Wilcox, 9 Thurrock Close, Lower Willingdean,**

1986/87 Fourth Edition

DIAL-SEARCH

The Listener's Checklist and Guide to European Broadcasting



GEORGE WILCOX

Eastbourne, East Sussex BN20 9NF, or through booksellers ISBN 09508575 2 1.

Diary Dates

March 1: Barry College of Further Education RS are holding their 7th Amateur Radio Rally at Barry Leisure Centre. Many trade exhibitors will be present, together with the usual Bring and Buy, RSGB bookstall and Morse testing facilities; the rally opens at 11am (10.30 for the disabled).

For more details contact **Mike Adcock GW8CMU on 0446 711426.**

April 5: Pontefract and District ARS are holding their 7th Annual Components Fair. The venue is the

Carleton Community Centre, Carleton.

The event is designed to encourage radio and electronic enthusiasts to "build your own".

The Fair opens at 11am and closes at 4.30pm, admission free. There will be the usual trade and club stands, bring and buy, bookstall, licensed bar, refreshments, etc. and parking is free. Further details can be obtained from **C. Armitage, 31 Woodleigh Crescent, Ackworth, Pontefract. Tel: 0977 617951.**



**BBC RADIO
NEWCASTLE**

*Voice of the
North East*

Open Days

BBC Radio Newcastle were delighted by the number of visitors that turned up for their open day last October. The last exhibit they all saw was the special event station GB2FBC, run by Tyneside ARS. There's no

doubt the news spread by the amateurs brought many people to the BBC Studios. All contacts will receive a QSL card in due course.

If you have an event coming up, let us know about it and we'll see what we can do to help.

New Engineering Details

Bargoed: Improvements should have been made to the antenna system at the Bargoed TV transmitter in Mid Glamorgan. The channels remain unchanged at:

- Ch. 21 BBC1 Wales
- Ch. 24 HTV Wales
- Ch. 27 BBC2
- Ch. 31 Sianel 4 Cymru

Viewers need vertical Group A antennas, fitted outside.

East Dean: A new TV relay transmitting station should open in December in time for Christmas viewing. The new relay has been built at the rear of The Link, East Dean.

The channels to be used are:

- Ch. 42 Channel 4
- Ch. 44 BBC2
- Ch. 54 TVS
- Ch. 62 BBC1

Viewers will need to use vertical Group E or wideband antennas, fitted outside.

Edale: A new TV relay transmitter should be bringing good reception to people living in the Vale of Edale, in the Peak District National Park. The new transmitter is sited at Greenlands Farm, to the south of the river Noe, 20km west of Sheffield. The channels to be used are:

- Ch. 53 Channel 4
- Ch. 57 BBC1 North
- Ch. 60 YTV
- Ch. 63 BBC2

Viewers will need vertical Group C/D antennas, fitted outside.

Kenley & Caterham: Two new v.h.f. f.m. stereo radio transmitters have been built to improve reception in the area. The frequencies in use are:

- Radio 1/2 — 88.4MHz
- Radio 3 — 90.6MHz
- Radio 4 — 92.8MHz

Caterham

- Radio 1/2 — 89.7MHz
- Radio 3 — 91.9MHz
- Radio 4 — 94.1MHz

Shetlands: The v.h.f. f.m. radio transmitting station at Bressay in the Shetlands has been re-equipped. No changes have been made to the frequencies used, which are:

- Radio 1/2 — 88.3MHz
- Radio 3 — 90.5MHz
- R. Scotland — 92.7MHz

Radio Essex: BBC Local Radio opened their newest station on November 5. The main studio complex is at Chelmsford with manned subsidiary studios in Colchester, Southend and Harlow. They began broadcasting from five transmitters, two on v.h.f. f.m. and three on m.w.: VHF FM

- Great Braxted — 103.5MHz
- South Benfleet — 95.3MHz

- MW
- Manningtree — 729kHz
- Chelmsford — 765kHz
- Southend — 1530kHz

For further information on reception, listeners should contact: **John Lettice, BBC Essex, 198 New London Road, Chelmsford, Essex CM2 9AB.**

UK DX Foundation?

Martyn Bolt G4SUI would like to hear from readers interested in joining a United Kingdom DX Foundation. These great bodies exist in the States and he's sure there are a great many amateurs over here who will be interested in promoting the better sides of amateur radio—using quieter bands and camping out on desolate hills, etc.

If you are interested please write to **Martyn Bolt G4SUI, 112 Leeds Road, Mirfield, West Yorkshire WF14 0JE.**

Attention Acorn Users!

If you purchased a Master 128 or ET between January–May 1986 please read on.

An advertisement in September *PCW* provides interesting reading.

"It has been found that when the battery in these models is close to exhaustion, the microcomputer may attempt to recharge it. This is contrary to the recommendations of the battery manufacturer."

"An upgrade kit which prevents this happening has been developed and is now available from any Acorn dealer at no cost . . . If you have difficulty in obtaining a kit, please call 0223 214411 and ask for Department A2 . . ."

Try a Little More Solder!

G4XLM, Chairman of the Wimbledon & District ARS, casts a professional eye over the work of Scouts of the 1st and 2nd Chessington Group in "Constructors Corner" at JOTA station GB2BG.

The construction project encouraged each Scout to assemble a simple but useful piece of electronic equipment from kits of parts provided by W&DARS.



Special Visitor to SDRC

Bob Callahan KB1AU recently paid a visit to South Dublin RC when on a trip to Ireland. He is a regular on the ATC net and has built up a

large but special friendship with many EI stations. He's pictured here with SDRC members holding the callsign EI2SDR.

Calling all YLs

Whilst reading *Vital Spark*, the Hastings Electronics and Radio Club's magazine, I saw a very interesting item.

"Whilst on holiday, Eric Vast met an American lady radio amateur, who refused to believe that women are licensed in the UK, as she has had many contacts into Britain, without ever hearing one. Eric assured her that not only were there licensed women in the UK, but that some may like to have a

QSO with her. Interested? The details are as follows: Josephine Clarke WB6ZUC, 207 Evergreen, Kentfield, California CA94904 USA."

So pick up your pens and let Josephine know we're here.

CREST

The 148th Annual Scientific Meeting of the British Association for the Advancement of Science—BA for short—was held at Bristol University during the first week of September.

On the first day of the meeting Philips put on a special event, "Youth Encounters with Philips Electronics", aimed at the scientists of the future.

A lively programme of presentations and demonstrations covered subjects as diverse as mobile radio communications and medical ultrasound keeping the packed lecture hall enthralled. It was good to

see the youngsters, who came from schools all over southern England, so attentive but yet enjoying themselves.

To complement the lecture programme, a marquee in the university grounds housed an exhibition, giving hands-on experience of the latest Philips' equipment, obviously with a view to attracting the youngsters to enter the electronics industry when they leave school or university.

The BA meeting also provided the platform for the launch of a new awards scheme for young scientists. CREST—Awards for CREATivity in Science and Technology—is promoted jointly by BA and the Standing Conference on Schools' Science and Technology to encourage creativity, perseverance and application in science and technology through problem solving.

Open to young people ages 11 to 18, the awards are given to individuals or teams who successfully complete a scientific, technological or design project. The scheme has three levels—Bronze, Silver and Gold—each requiring a different amount of time, knowledge and ingenuity to

complete. Rather like the Duke of Edinburgh Awards, but for science!

As examples of what could be achieved, the Bronze Award project could be something like studying the effectiveness of biological detergents or designing and building an I.e.d. array and would take about ten hours. A Silver Award project, such as building a light-seeking robot interfaced with a home computer would take around 40 hours, while for a Gold Award the student would be expected to spend about 100 hours on a project entirely of his own devising.

Gold level students are encouraged to make links with industry for both assistance and advice and already many large firms have helped with individual projects in the pilot scheme.

Financial support for CREST is being provided by the Department of Education and Science and by Philips Electronic and Associated Industries Ltd., the British Petroleum Company plc and the Wellcome Foundation Ltd.

Further information about the CREST scheme may be obtained from **CREST, Fortress House, 23 Saville Row, London W1X 1AB. Tel: 01-734 6010.**



Why wait two Years?

That's probably how long you'll wait before another manufacturer can offer you the quality, performance and **UNIQUE** features available in the FT 767 GX.



If we tell you this radio is magnificent — you wouldn't take **our** word for it. Take the good old-fashioned approach and listen around the bands; in no time at all you'll learn why this transceiver is being described by users in glowing terms. 'Wonderful', 'Unbelievable', etc. What's in this FT 767 GX that places it **so far ahead** of its rivals? YAESU's total dedication and patience in harnessing of advanced technology to produce literally the finest piece of equipment to appear on the Amateur Market.

Here are 6 features unique in amateur radio which you don't have to wait two years for:

- 1) **TX Shift** — Enabling custom setting of the transmit IF bandpass in the SSB modes.
- 2) **Tone Encoder** — To activate the tone-burst or the sub-audible tone generator for FM transmissions.
- 3) **Twin VFOs** — with auto-tracking.
- 4) **RF Amplifier** — Cascading pairs of JFETs for both amplifier and balanced first mixer with up-converting triple superhet.
- 5) **160m-70cm** — First all band (HF VHF & UHF coverage)
- 6) **Auto SWR/Power Meter** — digitally read out.

These **SIX** combined items plus:

- Integral Auto antenna tuner, keyer and power supply.
- Four internal CPUs
- Superb general coverage receiver.

You'll note that transceivers currently available with none of **these** 6 features are available at higher prices — which is entirely due to YAESU's new production methods that guarantee lower cost, higher **reliability** and longer life.

By the way, it provides 100 watts at HF (25 watts AM) and 10 watts VHF/UHF (2½ watts AM) — as we asked originally, 'Why wait 2 years?' — its here, **now** from YAESU!

YAESU's super portable twins



FT 290 & FT 690 Mk II —

... destined for even greater success — **AVAILABLE NOW!**

- 'New look' front panel
- Completely new rig with optional 25W p.a. for mobile use, and lots, lots more!
- Super new additions and changes to the world's biggest ever selling amateur transceiver.

FL 7000 — The Shape of Things to Come



- 1.2kW P.E.P. HF Solid State QSK Linear
- Weight only 30kg (66lbs)
- Auto tuning and band changing
- 160m through 10m
- Integral P.S.U.

The Linear with everything

FT 727 R Dual Band Handie . . . YAESU's experience and patience pays off — they succeeded where others failed



- 2M and 70 cms FM Handie

— Hit 'hard-to-reach' repeaters with a punchy 5W plus a wealth of CMOS microprocessor controlled commands

- 20 keys/40 channels
- CAT system
- Liquid Crystal meter

AMCOMM-ARE OR **AMATEUR ELECTRONICS**

373 Uxbridge Road, London W3 9RN.
Tel: 01-992 576516. Telex: 334312

504 Alum Rock Road, Alum Rock, Birmingham B8 3HX.
Tel: 021 327 1497/6313



Celebrate your buying decision with the money you've saved.

When it comes to getting maximum HF performance for your pound, the choice is clear. Yaesu's FT-757GX.

Nowhere else will you find so many HF features packed into one compact, mobile-ready package. At a price that's got the competition baffled.

For starters, each 757 includes an electronic keyer. 600-Hz CW filter. AM and FM modes. AF speech processor. And a 25-kHz marker generator. All at no extra charge.

And working the DX has never been easier with dual VFOs, single-button VFO/memory swap for split-frequency operation, eight

memories, and push-button quick memory and band scan.

The 757 also lets you listen from 500 kHz to 30MHz with its high-performance general coverage receiver. The transmitter covers 160 through 10 meters, including the new WARC bands, with 100 watts output on sideband, FM and CW.

CW buffs will enjoy the delights of full QSK operation. Plus the massive heatsink and duct-flow cooling system allow continuous RTTY operation for up to 30 minutes. Use the FP-757HD heavy-duty power supply option for continuous-duty applications.

And of course, there's the 757's highly attractive price. It's the

perfect way to get all the HF performance you desire, whether you're operating mobile or fixed station. A full range of accessories is available custom made for your FT-757 to make it the most famous base/mobile in the U.K.

So ask your dealer today about Yaesu's FT-757GX. The most celebrated HF price/performer on the air.

YAESU

South Midlands Communications
S.M. House, School Close,
Chandlers Ford Industrial Estate,
Eastleigh, Hants SO5 3BY
Tel: (04215) 55111.

Amateur Electronics
504 Alum Rock Road
Birmingham B8 3HX
Tel: 021-327 1497

Prices and specifications subject to change without notice.

British Built General Coverage Receiver

There has been a growing number of short wave listeners willing to trade the frills and gimmicks found on imported models for better performance under the more demanding reception conditions found in Europe.

Lowe Electronics have responded with their new HF125 general coverage receiver which, they tell me, has been conceived, designed and built, by them, in Britain.

Scheduled for production in the early part of 1987, the new receiver is claimed to have the ability to perform on a crowded band with



strong adjacent signals, yet still be easy to use with all the controls being simple and sensible.

Coverage is continuous from 30kHz to 30MHz and operating modes are a.m.,

u.s.b., l.s.b. and c.w. with and optional f.m. and synchronous a.m. board. A comprehensive range of bandwidth filters is fitted as standard—2.5, 4, 7 or 10kHz. A 400Hz audio filter

is fitted for c.w. reception.

Controls are very simple and the frequency tuned is displayed on a large back-lit liquid crystal display.

Power requirements are 12V d.c. at around 250mA and internal NiCad batteries give around 10 hours portable operation. The lithium battery gives back-up for the 30 memories for some ten years!

For full details of this exciting new receiver contact **Lowe Electronics Ltd, Chesterfield Road, Matlock, Derbyshire DE4 5LE. Tel: (0629) 2817.** I

cannot wait to get my hands on a review sample, it looks so good!

Lowe have told me, as we close for press, that the target price for the HF 125 is £350 to £400.

Catalogues

This month I've been inundated with new catalogues. Starting with the component ones **Maplin** have produced the 1987 edition of their bumper *Buyer's Guide to Electronic Components*. You can get this 472-page tome, packed with useful information on thousands of components, for £1.50 from larger newsagents or direct from

Maplin Electronic Supplies Ltd, PO Box 3, Rayleigh, Essex SS6 8LR. Tel: (0702) 554155.

Cirkit have released the Winter 1986 edition of their catalogue—168 pages of useful components at £1.20 from larger newsagents or direct from **Cirkit, Park Lane, Broxbourne, Herts. Tel: (0992) 444111.**

Marco Trading have issued the latest edition of their component catalogue

and no home constructor should be without a copy. £1.00 sent to **Marco**

Trading, The Maltings, High Street, Wem, Salop SY4 5EN. Tel: (0939) 32763 will see a copy on its way to you.

Electrovalue publish a very useful, component catalogue—if you want Siemens components then this is the catalogue for you. With 56 pages in A5 format this is compact and convenient to use. Obtainable direct from **Electrovalue Ltd, 28 St. Judes Road, Englefield**

Green, Egham, Surrey TW20 0HB. Tel: (0784) 33603.

Now on to the other catalogues. **West Hyde** produce a wide range of cases and boxes for electronic equipment and their latest *Enclosures Catalogue* makes interesting reading covering not only cases but "case furniture". Send £2.00 to **West Hyde Developments Ltd, 9-10 Park Street Industrial Estate, Aylesbury, Bucks HP20 1ET. Tel: (0296) 20441** for your own copy.

Etch-resist Transfers


I have just received samples of the Alfacs range of dry transfer symbols for the production of p.c.b. masters and etch-resist transfers for direct application onto copper-clad board for one-off p.c.b. production.

Packed in a new style of blister pack the range is available, not only to professional users, but also

to the amateur who wants to design and make his own prototype boards.

Also included in the range are precision black, flexible crepe paper tapes, pads, etc., for the production of p.c.b. photographic artwork.

Further details and catalogue are available from: **Pelltech Ltd., FREEPOST, Witney, Oxon, OX8 6BR.**



RTTY Tuner Kit

Kimaski is a new name in the world of kits and their first offering is a simple tuning unit for RTTY buffs.

The Tunicator enables you to easily and quickly tune in to RTTY transmissions using a 16 l.e.d. bargraph display. It is adjustable to display most common forms of audio signals and adjustment for the base frequency as well as

frequency span allows the Tunicator to operate on narrow (170Hz) as well as wide (850Hz) shifts. Audio signals are accepted straight into the unit and it can therefore be used with any existing RTTY system.

The Tunicator is available in kit form at a cost of £29.95 plus 50p postage from **Kimaski Technology, 39 Stafford Street, Gillingham, Kent ME7 5EN. Tel: (0634) 570441.**

Small isolated P.S.U.

You may think that with the advent of miniature encapsulated d.c.-to-d.c. converters, the following article by R. K. Milden seems a little "old hat". Not so, read on and find out why.

The author was prompted to design this device after a young friend mentioned a need for a totally isolated supply, to run off an existing d.c. supply rail. Unfortunately very few commercially available converters actually boast full transformer isolation between input and output.


Circuit

The circuit is that of a simple Hartley type oscillator designed around a small ferrite transformer. The number of turns on the secondary will depend on the output voltage needed by the constructor, if a large number of turns are needed on the secondary the gauge of wire will need to be smaller. The prototype, with 30 turns, provided 15 volts at 1mA, this was with the oscillator running from a 12 volt supply rail.

The waveform is a well rounded squarewave on load and, while this is not conducive to maximum efficiency, it does at least help to alleviate some of the problems associated with square-wave oscillators, such as wide-band noise generation.

Construction

The whole device is built on Vero-board, the author's finished prototype measured 55 x 35 x 20 and therefore fits easily in to the space that would normally house a battery, or a miniature mains transformer with its associated components. The tracks on the Vero-board need only be cut where the input and output need to be isolated from each other. The windings of T1 are wound on a two-section bobbin



Completed board before fitting into a box

using one section for the primary and the other for the secondary. Both are wound in 33 s.w.g. enamelled copper wire.

A tin-plate box was fabricated from a soup tin to house the project, this material being quite strong enough for this light job. All the connections in and out of the box can be conveniently made with solder-in, feed-through capacitors, which will further decouple the supply lines.

The finished device can be sprayed with cellulose paint giving it a very presentable finish.

Applications

Immediate applications that come to mind are those involving liquid crystal displays. The device could be used in any circuit requiring a low current bias supply. With the addition of another diode and capacitor it could provide a split supply rail for an operational amplifier.

Lastly, this versatile circuit with its truly isolated output and simple construction should find its way into every constructor's collection of useful circuits.

PW

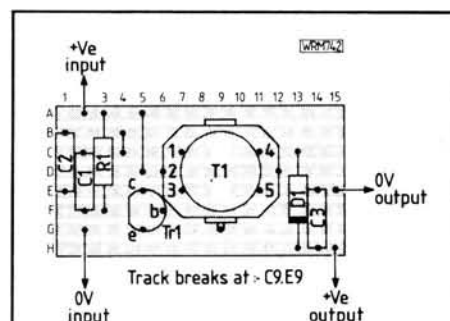


Fig. 1: Component layout on a small piece of Vero-board

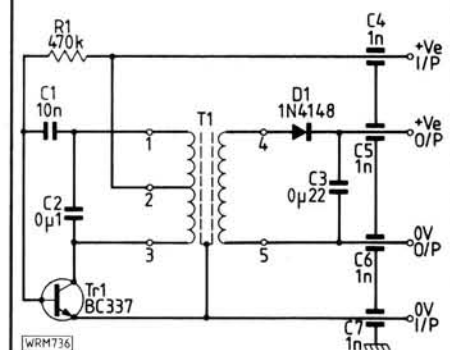


Fig. 2: Circuit diagram of P.S.U.

SHOPPING LIST

Resistors

0.3W 5% Carbon Film
470kΩ 1 R1

Capacitors

Polyester Layer 100V
10nF 1 C1
0.1μF 1 C2
0.22μF 1 C3

Ceramic feedthrough
1nF 1 C4-7

Semiconductors

Diodes
1N4148 1 D1

Transistors
BC337 1 Tr1

Miscellaneous

T1 Core Siemens* B65541
KR30(1); Bobbin B65542 BT2(1);
Mount B65545 B10(1); 0.1in Vero-
board (15 holes by 8 strips); 33
s.w.g. enamel wire; tin-plated steel.

* Electrovalue Ltd., 28 St. Judes
Road, Englefield Green, Egham,
Surrey TW20 0HB. Tel: 0784
33603.



Tune into Realistic[®] Programmable Scanners ...The Obvious Choice.

Our Best - 200 Channels With Direct Keyboard Access

[A] Realistic PRO-32. You'll catch all the action with this full-featured, microprocessor-controlled scanner with extended frequency coverage - all in a hand-held size. Scan up to 200 channels in 10 selectable bands or search a selected frequency range for new channels. Scan any of the following bands: VHF-Lo 68-88 MHz, VHF AIR 108-136 MHz, VHF HI 138-174 MHz, UHF Lo 380-470 MHz and UHF HI 470-512 MHz. Two scan and search speeds. Two-second scan delay, selectable for each channel. Keyboard-lock switch prevents accidental changes. Large LCD display shows channels and frequencies being scanned, monitored or programmed, plus status of channels. Priority function monitors your favourite frequency while listening to others. Squelch control, built-in speaker, earphone jack. With flexible antenna and jack for long-range external antenna. 7 1/2 x 2 15/16 x 1 13/16". Requires 6 "AA" batteries or AC or DC adapter. Memory back-up requires 3 silver-oxide batteries.

20-9133


£239.95

Full-Featured 200-Channel For Home/Mobile Use

[B] Realistic PRO-2021. Superior performance from the very latest in solid-state technology. Features direct keyboard entry, search and scan in two speeds, two-second scan delay so you don't miss return calls, priority function will automatically switch to the priority channel when a call is received on it and individual lock-outs for temporarily bypassing channels. Scan up to 200 channels in these bands: VHF-Lo 68-88 MHz, VHF AIR 108-136 MHz, VHF HI 138-174 MHz, UHF Lo 380-470 MHz and UHF HI 470-512 MHz. Easy-to-read LCD channel/frequency display with electroluminescent back lighting, squelch control and built-in speaker, telescoping antenna. Jacks for external speaker, external antenna, tape recorder and DC power supply. 3 1/8 x 10 1/4 x 8". Includes mounting bracket for mobile use and DC power cord. Mains operation (or 13.8 VDC neg. gnd.). Memory back-up requires 9v battery.

20-9113

£199.95



Tandy[®]

Tunes You In To A World Of Better Listening

Over 300 Tandy Stores And Dealerships Nationwide.
See Yellow Pages For Address Of Store Nearest You

Tandy Corporation (Branch UK), Tandy Centre, Leamore Lane, Bloxwich, Walsall, West Midlands. WS2 7PS

Valved Receivers —Further Thoughts

Following recent PW articles by Chas. E. Miller and R. A. Wilson on restoring valved receivers, Robert B. Kerr GM4FDT offers a few tips from his wide experience of working on these mementoes of a bygone era.

Power supply failures are a common problem in old valved equipment, often due to loss of emission in the rectifier valve. Exact replacements for the earlier types are naturally difficult to come by, and expensive if you do find them. The solution is either to substitute a more modern type or to replace the valve with a silicon diode or diodes. Both methods can bring you new troubles if certain precautions are not taken.

For example, the GZ34 full-wave rectifier with its 5V 1.9A heater will successfully replace such types as the 5Y3, 5Z4, 5U4 and other pin-compatibles. However, its more modern cathode coating is a much better emitter of electrons, and so the effective series impedance of the valve is lower. The result is that the h.t. voltage produced after substituting a GZ34 can be considerably higher, approaching the peak voltage value of mains transformer h.t. secondary winding. For a 250-0-250V r.m.s. winding, this would be $1.414 \times 250 = 350\text{V}$, or for a 350-0-350V winding some 495V. In either case, this could well exceed the safe working voltage of reservoir and smoothing capacitors, etc., and also cause excessive currents and overheating in valves and resistors.

The solution is to add series resistors in the rectifier circuit to restore its impedance to something like its original value. In a full-wave rectifier, either two resistors can be added (Fig. 1(a)), which has the advantage of balancing the diode currents, or a single resistor can be inserted at the output, as shown in Fig. 1(b). In each case, the values shown are a starting point, and may need to be adjusted on test. The wattage ratings should be on the generous side, as the current flow is of a

pulsed nature, which produces a power dissipation far greater than a simple check with a d.c. ammeter would suggest. Wirewound ceramic body resistors of 4W or 11W rating, as widely used in TV receivers, should be adequate for most receivers.

Using silicon diodes to replace valve rectifiers is a favourite ploy, because it's normally a case of "fit and forget". The series impedance of a silicon diode is even lower than that of a GZ34, though, so once again the series resistors are a must. You can use the same values as shown in Fig. 1 as a starting point, and then select on test to achieve the same h.t. voltage as was specified by the set maker. The silicon diodes should have a reverse voltage rating (V_{RRM} or p.i.v.) of at least twice the peak value of the h.t. secondary winding—say three times its r.m.s. value, which is what will be marked on the transformer label. The BY127 (1250V V_{RRM} 1.5A) is a well-tried workhorse for this application.

Fast Start

Silicon diodes bring one other potential problem in power supplies for valved equipment—they have no warm-up time! This means that at switch-on, the h.t. rail will run straight up to the peak value of the transformer secondary winding and stay there until the valve cathodes in the receiver warm up sufficiently for anode current to flow, so placing a load on the h.t. supply and pulling it down to its normal value. It is not unknown for a receiver with a 300-0-300V h.t. winding and a valve rectifier feeding into a 350V rating electrolytic reservoir capacitor to blow the end off the electrolytic at first switch-on after replacing the rectifier with silicon diodes. When you calculate that the voltage across that poor capacitor would then be $1.414 \times 300 = 425\text{V}$ at switch-on, it is not surprising that it should expire. With the added series resistors and an adequate margin on the working voltage rating of the reservoir capacitor, you may get away with it, but the proper solution is an h.t. delay switch (Fig. 2),

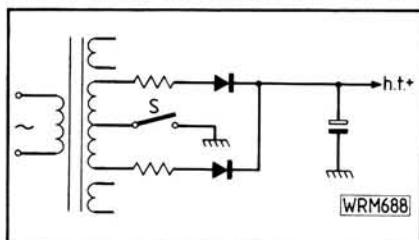


Fig. 2: HT delay switch

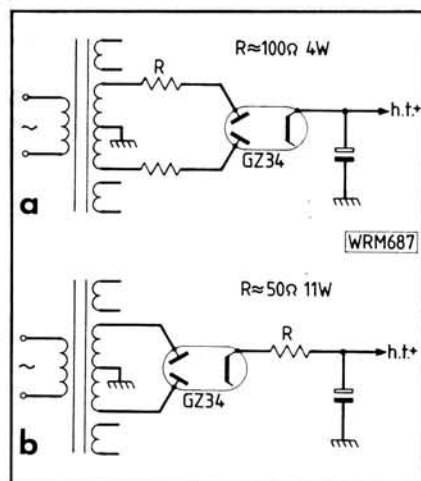


Fig. 1: Adding series resistors

which may be either manually operated about 30 seconds after putting the main switch on, or better still automatic, using some form of delay relay.

In a.c./d.c. radio receivers, or in TV sets (Fig. 3(a)), where all the valve heaters are strung across the mains in series with a wirewound resistor (R_S) to limit the current flow to the correct value, replacing a valve rectifier with a silicon diode leaves a gap in the heater chain. The circuit must be completed by putting in a resistor (R_X) to replace the missing heater. As an example replacing a UY85 which had a 38V 100mA heater, you would require a 38

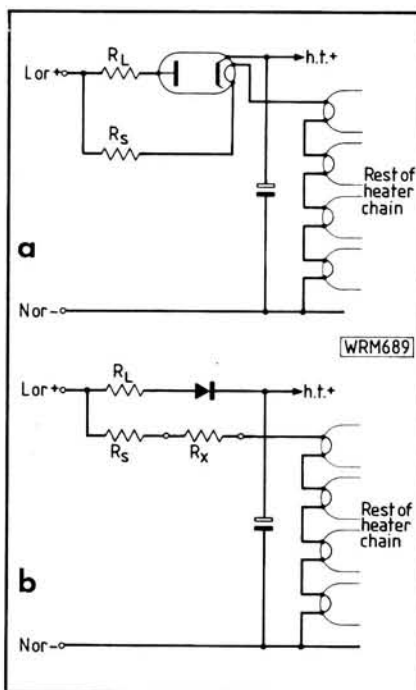


Fig. 3: Coping with a.c./d.c. sets

+ 0.1 = 380Ω resistor, rated at more than $38 \times 0.1 = 3.8\text{W}$.

These a.c./d.c. receivers take their h.t. direct from the mains, using a half-wave rectifier circuit, with a low-value current limiting resistor (R_L —typically in the range 10–100Ω) in series with the anode. When replacing the valve rectifier with a silicon diode, a good starting point is to treble the value of this resistor. In TV sets, which draw a substantial h.t. current, a 17W wirewound ceramic-body resistor is a suitable choice.

Silicon diodes also make suitable replacements for old metal rectifiers, either of the copper-oxide or the selenium type, which are found in half-wave, full-wave and bridge formations. Once again, series resistors are essential with the silicon diodes, to compensate for their much lower impedance.

Hum-free

If the power supply reservoir capacitor (the one immediately after the rectifier) goes open circuit, the d.c. voltage on the h.t. line will drop to below the r.m.s. value of the h.t. secondary winding in a full-wave rectifier system, or less than half the r.m.s. value in a half-wave system. The set works, but performs poorly, and a typical 250V h.t. line will fall to perhaps 190V. Although you would normally expect the hum level on the audio output of the receiver to increase

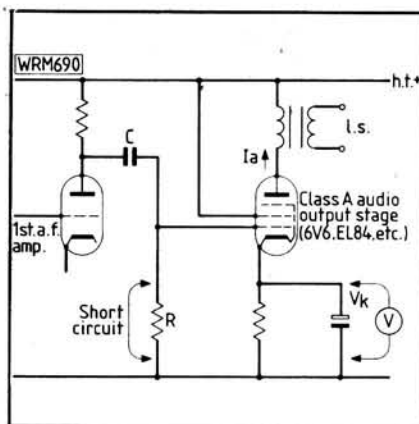


Fig. 4: Checking for a leaky coupling

dramatically, this is not always so when smoothing chokes of large inductance are fitted. Sets using loudspeakers with high-inductance mains-energised fields can be similarly misleading.

Leaky Couplings

Finding leaky audio frequency coupling capacitors using a normal multimeter with a resistance scale test-voltage in the range 1.5 to 15V is not easy, as the leak may have quite a high resistance, sufficient to upset the operation of the following amplifier stage but not apparent on the meter. The following test procedure, in conjunction with Fig. 4, will quickly confirm whether it is the capacitor or some

other component which is at fault.

1. Note the cathode voltage (V_k) or anode current (I_a), as convenient, of the affected stage, with the volume control at zero.
2. Short out the grid-leak resistor R . V_k or I_a should not change.
3. If they do, then either: the coupling capacitor C is leaky; the grid-leak is open-circuit; the valve is soft.
4. Repeat the test with one end of C disconnected. If the reading still changes, either the grid-leak or the valve is at fault.
5. Disconnect one end of the grid-leak and measure its value. If correct then the valve is soft.

A leakage resistance of 20MΩ or more in a coupling capacitor can be enough to upset the operation of an output valve. The type of capacitors enclosed in waxed paper tubes are always suspect, and should be replaced by modern polyester types rated around 400V working. This applies also in a.g.c. and other circuits using high-value resistors. The leaky ones removed may be quite acceptable as cathode decoupling capacitors, across resistors of 330Ω or so.

Small electrolytic capacitors used for cathode decoupling in audio amplifier stages usually dry out with age, resulting in a very "thin" audio output. A magical restoration of bass response can be achieved by replacing such small electrolytics throughout the audio section.

PW

SWAP SPOT

Have Murphy B40 h.f. receiver, tunes 0.64MHz to 30.5MHz in fair working condition. Weight 100lbs. You collect. Would exchange for low power c.w. TX with key. Mr. Dainty, The Flat, 70 Forest Road, Upton, Torquay TQ1 4JS. B780

Have Yaesu FT-480 430MHz handheld with memories, scanning, etc., some extras and as new. Also have lots of options for FT-290R to exchange. Would exchange for IC45E. Can demo South East. Tel: 07914 2823. B787

Have 20m. three-section, tower. Would exchange for Trio R1000 RX or 144MHz handheld, w.h.y.? Ray. Tel: 0642 456801. B795

Have Sony ICF-2001 synthesised receiver, 150kHz–30MHz a.m./s.s.b., 76–108MHz f.m., with power supply, in as new condition. Would exchange for Icom IC2E in similar condition. T. W. Seddon G6TFC, 1 Armadale Road, Ladybridge, Bolton BL3 4QE. Tel: 0204 651183. B798

Have radio hobby magazines, 365 numbers in all. Would exchange for anything electronic. Ferreira, 13 Danehurst Street, London SW6 6SA. B840

Have Sprite Alpine 4-berth caravan, 'fridge, stereo, radio/cassette, gas bottle, value £400. Ideal contest shack. Would exchange for 430MHz rig, etc. G6DHY. Tel: Calne 812329. B858

Have JVC amplifier with combined graphic equaliser, 80W per channel, Pioneer turntable mc, Wharfedale Laser 90B speakers, speaker stands, Mission Isoplat. Would exchange for any h.f. receiver (modern). Tel: Norwich 745645. B865

Have Eddystone 830/9, 0.3–30MHz plus 8 crystals and synthesiser input plus r.i.t. Double superhet, ex-Gov. Establishment Services and full bench manual, worth £130. Also have 770R Mk 2 19–165MHz, 6-band, serviced and full bench manual, worth £110. Space needed, so must go. Would exchange for w.h.y.? Tel: 0706 218290 after 7pm. B867

Got a camera, want a receiver? Got a v.h.f. rig, want some h.f. gear to go with your new G-zero? In fact, have you got anything to trade radio-wise?

If so, why not advertise it FREE here. Send details, including what equipment you're looking for, to "SWAP SPOT", Practical Wireless, Enfield House, The Quay, Poole, Dorset BH15 1PP, for inclusion in the first available issue of the magazine.

A FEW SIMPLE RULES: Your ad. should follow the format of those appearing below, it must be typed or written in block letters; it must be not more than 40 words long including name and address/telephone number. Swaps only—no items for sale—and one of the items MUST be radio related. Adverts for ILLEGAL CB equipment will not be accepted.

The appropriate licence must be held by anyone installing or operating a radio transmitter.

Have Rayburn solid fuel room heater, glass front, v.g.c. Ideal shack heater. Would exchange for h.f. or v.h.f. gear, w.h.y.? Tel: 0202 880194 (Wimborne). B872

Have Yaesu FT-709R 430MHz handheld with FNB4 battery pack and charger, plus 2 × 5/8 collinear and Sandpiper 12-element Yagi. Would exchange for good midi hi-fi system or Sinclair computer package. Tel: 0656 61868 weekends only (South Wales). B887

Have 1930s speaker, 18in moving reed type, made in USA. Would exchange for signal generator. G4FFO. Tel: Cambridge 860150. B895

Have model steam traction engine, beautifully built, about 1in to 1ft, possibly Maxwell Hemmens origin. Value over £200, appreciating asset. Would exchange for best full cover communications receiver offered locally, such as FR-101 or similar, including 144MHz. Tel: Canterbury 458948. B784

Have 100 programs for ZX Spectrum. Would exchange for v.h.f. handy. Sumit Kalra, 20 Monteith Road, Egmore, Madras 600 088, India. B789

Have valves—QQV 06/40, 03/20, 03/10, 02/6. Electrolytics—65000/30V (2 off), 50000/25V, 30000/25V, 23000/15V, 7/720V, 3/720V all with mounting clips. 3 × 2N3055 on large finned heatsink with holes for 4 stud diodes (2 off). Solartron CD523-S-2 10MHz 'scope. Will split, buyer collects 'scope. Would exchange for a.t.u., rotator, scanner, handheld, w.h.y. v.h.f./u.h.f. Dave. Tel: 0323 644403. B795

Have Bresser 4in Catadioptric Newtonian reflector telescope with full equatorial mount, immaculate. Would exchange for 144MHz multi-mode covering 144–148MHz, except FT-290R. G6HHV. Tel: 051-327 5804. B804

Kit Construction— It's Easy

If you've wondered about venturing onto the 430MHz band, but decided the bank manager might not share your enthusiasm or whether there is enough activity in your area, then this kit could be the answer. It is a relatively inexpensive way of listening around the u.h.f. band using your v.h.f. rig.

The Kit

The kit arrived in good condition and was well packed in a neat cardboard box. The p.c.b. is very good quality glass fibre with silk screen printed component overlay including component outline and number. That made the board very quick and easy to put together.


All components were present and were of good quality, and easy to identify. The kit has been designed for simplicity of construction and alignment. A great help here is the pre-aligned 430MHz helical filter which reduces the variables somewhat. The notes supplied with the kit are very comprehensive and include more information than usually provided with kits. One point here worth mentioning; make a photocopy of the instructions so that you can look at both sides of the paper at once, you need to be able to see both the alignment instructions and component layout at the same time.

Circuit Description

The 430MHz antenna is capacitively coupled to a *pnp* low noise r.f. amplifier (BFT95). After amplification the 430MHz signal is applied to a pre-aligned helical filter which has 50Ω input and output impedance. The output of this filter is presented to the signal port of an SBL1 double-balanced Schottky diode mixer, which when mixed with the 288MHz local oscillator signal produces an output in the 144MHz band. The local oscillator chain comprises a 5th overtone crystal oscillator followed by a buffer and a power tripler using a ZTX3866 to provide a clean 288MHz output at +7dBm to drive the balanced mixer.

Construction

The instructions supplied were more than adequate for the enthusiast to complete the kit. Good diagrams were also in the instructions to indicate precisely how to connect components to the ground plane including warnings about lead lengths which are critical as



This month Elaine Richards G4LFM looks at the Cirkit UHF-VHF Converter

the frequency gets higher. The mounting holes for the helical filter screening can and the trimmer capacitors were too small and needed to be enlarged slightly. This is best done using a very fine drill bit.

Only two coils had to be wound by the constructor and the wire was provided in the kit for this. The oscillator and buffer coils are Toko ready-wound, but the constructor is required to add a tap on the buffer coil. This takes a fair degree of soldering skill, a fine bit on the iron and a steady hand as the coil former is plastic! Other than that fiddly exercise no other particular problems were encountered during construction.

Alignment and Testing

This kit has been designed for alignment using the minimum of test equipment and to aid this, components were supplied in the kit to build an r.f. probe.

The first job is to get the oscillator running which is achieved by monitoring the supply current and adjusting the oscillator coil for maximum current. The next stage is to peak the buffer coil, the method suggested is to monitor the emitter voltage and adjust the coil for a peak. This proved to be difficult on the review kit as the peak was very small. Final adjustment was the tripler output filter, which is set up by monitoring the drive to the balanced mixer using the r.f. probe and adjusting the trimmers for maximum output. While the probe is connected the earlier adjustments can be peaked.

The final current consumption with a 13.2V supply was 55mA. All these adjustments are made with the use of a multimeter, such as an Avo 8.

If a frequency counter is available, the oscillator frequency can be trimmed to precisely 288MHz.

On the Air

Well, in our area there aren't always a great number of people on 430MHz and even if there were, we may not hear them as we have a great h.f. site, but a dubious v.h.f. site. But we did manage to test the converter by using another 144MHz rig to provide a 3rd harmonic signal, and all worked very well. The results will no doubt improve even more when the kit is finally boxed.

Conclusion

Overall the kit seems very useful providing an economic way of monitoring activity on 430MHz. Now all we're waiting for is the next "lift" condition. One novel feature of the kit is due to the use of a wideband double balanced mixer which by taking the sum of the local oscillator and incoming signal gives an i.f. of 720–728MHz, i.e. around Ch. 52 on a u.h.f. television—ideal for monitoring amateur TV transmissions. When used for amateur TV, a pre-amplifier will almost certainly be required.

The UHF-VHF Converter costs £23.50 plus 70p P&P and a case for the kit costs £1.65, both available from Cirkit, Park Lane, Broxbourne, Herts. Tel: 0992 444111 to whom we offer our thanks for the review kit.

Practical Wireless, January 1987

R. WITHERS COMMUNICATIONS LTD

Manufacturers, importers and suppliers of world famous communications products
584 HAGLEY ROAD WEST OLDBURY, WARLEY, BIRMINGHAM B68 0BS
 021-421 8201/2/3. CELLNET 0860 323056. PRESTEL MBX 214218216 FAX 0215614074
 Amateur Radio. Business Radio. Radio Telephones. Sales. Service Accessories and antenna systems.



YAESU



RWC WISH ALL THEIR CUSTOMERS AND ASSOCIATES A VERY MERRY CHRISTMAS AND A HAPPY NEW YEAR



Please add £2.50 p&p for accessories, £5 for transceivers, Send £1.00 for Raycom catalogue (refundable) or send a large S.A.E. for latest used list and information.

R.W.C. "PRICE BUSTERS"

★ ★ ★ ★ ARE HERE ★ ★ ★ ★
FT 2700RH 2M & 70CM. 25 WATT DUAL BAND TRANSCEIVER

ONLY A FEW LEFT
~~£499~~
TRANSCIVER
 ONLY £399 + P&P



FULL DUPLEX BASE STATION PACKAGING COMPRISING OF

FT2700RH	£499
RAYCOM 12amp BASE PSU	£49
HOXIN 70N2V DUAL BAND BASE ANTENNA	£39
HOXIN HS770 DUPLEXER UNIT	£19.95
10 METERS OF H100 LOW LOSS CO-AX	£8.50
2 x PL259S: 1 x N plug connector	£3.50

NORMAL PRICE £619.45

OUR COMPLETE PACKAGE
 CASH PRICE JUST £499 + £10 p&p
 only 25 available
 YOU SAVE £120.45

FULL DUPLEX MOBILE PACKAGE COMPRISING OF

FT 2700RH	£499
HOXIN 70N2M DUAL BAND MOBILE ANTENNA	£20.95
HOXIN HS770 DUPLEXER	£19.95
SUN SO239 GUTTER MOUNT	£9.95
MOBILE LOUD SPEAKERS	£12.50
1 x N PLUG CONNECTOR	£2.00

NORMAL PRICE £563.90

OUR COMPLETE PACKAGE
 CASH PRICE JUST £469 + £10 p&p
 only 20 available
 YOU SAVE £94.90



ONLY A FEW LEFT
~~£399~~
TRANSCIVER
 ONLY £349 + P&P

COMPLETE BASE STATION PACKAGE COMPRISING OF

FT270RH	£399
RAYCOM 12amp BASE PSU	£49
SUN TRIPLE 3/8 BASE ANTENNA	£39
10 METERS OF H100 LOW LOSS COAX	£8.50
2 x PL259s	£1.50

NORMAL PRICE £497.00

OUR COMPLETE PACKAGE
 CASH PRICE JUST £399 + £15 p&p
 only 25 available
 YOU SAVE £98.00

COMPLETE MOBILE STATION PACKAGE COMPRISING OF

FT270RH	£399
SUN 3/8 MOBILE ANTENNA	£14.50
SUN GUTTER MOUNT	£9.50
MOBILE LOUDSPEAKER	£12.50

NORMAL PRICE £435.50

OUR COMPLETE PACKAGE
 CASH PRICE JUST £379 + £10 p&p
 only 20 available
 YOU SAVE £56.50

THIS TREMENDOUS "PRICE BUSTERS" OFFER IS ONLY AVAILABLE BECAUSE OF OUR BULK BUYING POWER. PLEASE NOTE WE CAN ONLY OFFER THESE PRICES WHILST PRESENT STOCKS LAST. THIS OFFER IS THEREFORE SUBJECT TO AVAILABILITY. WE ADVISE YOU TO PLACE YOUR ORDER NOW. USUAL FINANCE FACILITIES APPLY. APPLY NOW FOR YOUR RWC CHARGE CARD. PLEASE SEND LARGE SAE FOR BROCHURES ON ICOM AND YAESU, OR OUR USED LIST, OR ENCLOSE £1.00 FOR RACOM CATALOGUE (refundable).

Tel: 021 421 8201 (24hr answerphone)

Telex: 334303 G TXAGWM



£500 of Electronic Equipment to be WON in the new

Cirkit catalogue.



★ £8 worth discount vouchers

★ 164 pages featuring over 3,000 products.

★ Many new products, plus all the old favourites

★ £500 worth of electronic equipment and components to be won in our catalogue competition.

★ On sale at your newsagent or direct from the address below.



Cirkit Distribution Ltd



Park Lane, Broxbourne, Herts, EN10 7NQ Tel: (0992) 444111. Tlx: 22478

SONY SHORTWAVE RADIOS

WE ARE OFFICIAL SONY DEALERS & GIVE YOU THE FULL BACKING OF SONY (UK) LTD.

We introduced the **AIR 7** to this magazine and it is truly a great radio/scanner. (Beware 'grey imports') Ours is the genuine article. Air AM Band 108-136MHz, VHF/FM 76-108MHz, VHF/NFM 144-174MHz covering radio hams, **MARINE** VHF, Public service bands, plus long & medium waves 150-2194kHz. Works off 4 AA batteries, rechargeable battery pack **£15.95**. Mains PSU/charger **£13**, Waterproof casing **£15**, AN-3 antenna **£45**, radio **£249**, carriage **£2.50**. Visa & Access by telephone.

SONY ICF2001D + Airband complete with PSU **£329**
 SONY ICF7600D Complete with PSU, earpiece, etc. **£179**
 SONY AN 1 Active antenna, suitable for any Sony multiband radio ever made. Suitable other makes as well **£49.00**

JOHNSONS SHORTWAVE RADIO

43 Friar St · Worcester · 0905 25740



GT BRITAIN'S FIRST APPOINTED SONY DEALER



Getting Started... The Practical Way

In the final part of this series Rob Mannion GM3XFD describes how to modify your gear to improve its performance and learn more about how it works in the process.

The next "By-word" in the "Getting Started" approach is modifications! Carrying out your own mods is another vital step in the learning process. Be warned however, before attempting to modify any radio receiver you should at least know how it works, by having—at the very least—a circuit diagram of the equipment. **Do not modify a.c./d.c. equipment—to be safe, it is advisable to totally avoid using such receivers.** The rather older receivers are the best to modify, which is, fortunately, very much to our advantage price-wise.

Your local reference library will almost certainly have copies of the relevant servicing manuals for older receivers in book form. If the library cannot help, try the various "Service Sheet" advertisements in the classified section of *PW*. Very rarely have they let me down in the past! Second-hand book shops are also an excellent source of the older complete "Service Manuals". Many of the receivers mentioned within these books will never come your way, but by reading the manuals you will learn which receivers to look out for.

Armed with your circuit diagram, you may now sensibly start working on the receiver. If you cannot obtain a working valved receiver, don't despair! Instead, you can start your experiments with a cheap "oriental" portable. Most enthusiasts collect many of these mass-produced portables in their "scrap" box. Kept mainly for spares, they can still teach us a great deal indeed! Despite the fact that they might have been made in Korea, Taiwan, Hong Kong, Singapore or the Philippines, they mostly utilise Japanese components. The circuits are very standard requiring only a little study. Almost invariably these cheap long and medium wave sets suffer from a variety of faults—even when they are working! You can experiment on a suitable "patient" and gain much valuable experience before starting on something more worthwhile. Using a plastic "knitting needle", suitably filed to a screwdriver point at one end, you can try adjusting the coloured cores on the intermediate frequency (i.f.) transformers.

Improvements

Almost certainly you will be able to improve the signal-to-noise ratio on such receivers, and reduce the annoying "hiss". The long wave performance is usually pretty poor, and by experimenting you will quickly learn how critical the necessary adjustments are. Try moving the antenna coils along the ferrite rod, and then slowly turn the red-cored oscillator transformer. You may be surprised at the results! Most of the receivers costing less than £8 or so, inherently suffer from i.f. instability. You can learn a great deal by trying to cure this problem.

Sometimes, the only way to cure the nuisance is to de-sensitise the receiver by "de-tuning" the i.f.s. Once you have had "hands on" experience, you will not forget very easily! You may even have noted short wave breakthrough from the receiver when you adjusted the oscillator transformer (usually the red-cored screened coil). This is mainly due to image response and can be a nuisance indeed when you are listening to Radio 2 or some other medium wave station.

Once you have finished with your experimenting, you can perhaps modify a more useful receiver. Do not discard the cheaper set, as it will form a very useful source of spares. Attending jumble sales might provide you with an older mains powered long, medium and short wave receiver. With an outdoor antenna about 6 or 7 metres long you can listen to the world. However, you will soon want to try to improve things. Armed with your circuit you will certainly achieve some improvement.

These older receivers were popular for many years, and no doubt your

father and older friends will tell you of their happy hours spent listening to Radio Hilversum, Luxembourg, Switzerland, etc. Fortunately these English language services are still broadcast. Once you have filtered out the political propaganda stations, listening can be thoroughly enjoyable. Many countries can operate such services, and in return for a reception report you can often receive splendid booklets and photographs. You can even learn "Dutch-by-Radio" with a free language cassette from Radio Netherlands!

The Woodpecker

The over-crowded nature of the short wave broadcasting allocations, plus the deliberate jamming stations can make reception difficult. However, it must be said that the design of some commercial receivers can make the problem seem worse than it is. Careful antenna choice, as previously mentioned, will greatly assist the receiver. The "trombone" antenna tuner will also help you to select the wanted station. With some problems however, any circuit techniques are hard pressed to minimise nuisance sources! The Russian long-distance over-the-horizon radar, producing the "Woodpecker" effect is but one example. The Woodpecker's ticking and tapping signals can even be heard over telephone circuits at times as its transmissions are so incredibly powerful!

Nuisances like the Woodpecker and over-crowded bands can be partly overcome by the antenna tuning unit shown in Fig. 5.1. The "Pi" circuit will improve the band-pass characteristics greatly, and can be built in conjunction with an amplifier, further improving the band-pass characteristics. Connection is a simple matter with an older valve set, as they rely entirely on an external antenna connection via a suitable socket. Ensure that the unit is connected properly to the receiver antenna and earth connection. **Warning! Avoid "a.c./d.c." receivers if you can, as they are not isolated from the mains.** Isolating transformers are available, but in most cases, these receivers, due

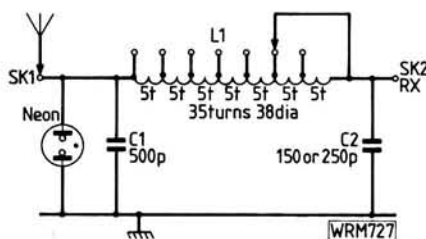


Fig. 5.1

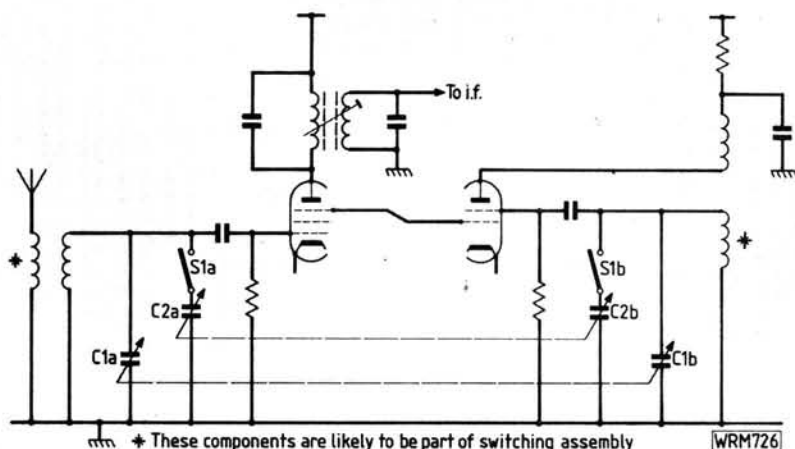


Fig. 5.2

to the very fact that they are economy models, often have a performance matching the economy of the design!

Your grid dipper will provide a suitable b.f.o., and with careful use amateur Morse and single sideband (s.s.b) signals will be resolved. Many of the older short wave sets cover the 7MHz band, and it can—despite overcrowding and illegal broadcast stations in amateur “territory”—provide very good reception from all over Europe and well beyond. The superior cross-modulation characteristics of valves can work to your advantage on this band! Cross-modulation is caused by the offending signal literally saturating the front end. You may be tuned to a frequency a good few megahertz away from the culprit, but it still arrives piggy-back on the wanted signal.

Bandspreading

Almost invariably, you will find the tuning on your old valved short wave receiver very sharp. Bandspreading tuning, either mechanical or electrical, can be most helpful in this respect. Unless your receiver has a t.r.f. (tuned radio frequency) amplifier, all you will need is a two-gang variable capacitor of a low value. Such capacitors have two sets of vanes, one pair moving and the other pair fixed. Many of the *PW* advertisers offer them at bargain prices! A suitable unit should have a maximum capacity of somewhere between 30 and 50pF.

The diagram shows how simple it is to modify a valved receiver (Fig. 5.2). Mount the additional unit (C2) as close to the main tuning capacitor as possible. Almost certainly, the extra variable capacitor in circuit will affect the overall tuning and alignment of the receiver. This need not be a problem, because you can arrange switching, so the bandspread can be taken out of the circuit when not needed. The lower value variable capacitor tunes a far narrower range of frequencies over its 180 degree swing. This is equated with the effect of moving the main tuning capacitor very slowly. These are disadvantages to the system, but for the simple modification they are not that significant. One objection had already

been mentioned, but this can be overcome by the use of your frequency marker. With the extra bandspread capacitor in circuit, vanes fully meshed, the frequency will be somewhat lower than that shown on the main receiver dial. The 1MHz marker, will soon identify, for example, the lower edge of the 7MHz band. There can be no doubt, once you construct and calibrate a separate bandspread dial that your estimated frequency will be far more precise than before! As for the “top end” of 7MHz, you can easily identify that as it is full of broadcasting stations!

Confidence

You may feel more confident to embark on an old favourite form of bandspreading by the use of gearing. Many of us have pieces of Meccano around the house, if not the gear kits can still be bought in hobby shops. By careful use of the chains and gear wheels, etc, you can construct an infinitely slow, slow-motion drive! If you intend listening over the whole tuning range of the receiver dial, you should incorporate some way of disabling the slow tuning. It can be frustrating having to turn a knob 300 times to listen to something far more interesting “up the band”!

Once you have gained some experience, modifying equipment to your own requirements will become second nature, but we all have to start off in a

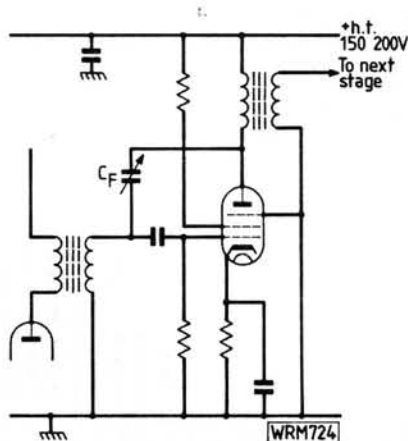


Fig. 5.3

small way. The diagrams show (Figs. 5.3, 5.4) you how you can try another simple modification to an older receiver, and one which can have dramatic effects! Feedback is commonly used to improve quality and to increase effective gain in amplifier circuits. In this instance, carefully used and adjusted, feedback improves the gain in amplifier circuits, with extra benefits, too.

This modification is equally applicable to valved or transistorised equipment. However, as it seems more likely that an older set, costing less, and being more expandable, will be used, the valved method is illustrated first. The circuit shown in Fig. 5.3 shows a very typical i.f. amplifier stage. Most broadcast band receivers only have one stage of i.f. amplification, and with such an example, the effect can be very beneficial indeed. The incoming signal is fed to the control grid of the valve, and then, much increased in amplitude, appears at the anode. From there it is normally fed into the detector stage and onwards to the speaker. Remembering the “howback” effect, encountered in public address systems, we know that if enough energy is re-directed back to the source it will “chase its own tail”. By utilising this effect to our advantage, far higher i.f. signal gain can be obtained from signal stage amplifiers.

Beneficial

To be truly beneficial, feedback has to be controllable. Most of the cheap “oriental” portables in your junk box will have uncontrolled feedback! In this case it’s known as i.f. instability, and you can hear it all too plainly as whistling and squealing noise whilst tuning. Some of these faulty receivers develop so much gain whilst oscillating, that they receive short wave signals whilst tuned to medium wave stations!

Control of the feedback is essential for efficient operation, and some sort of adjustment is necessary. There are several methods available to the experimenter, but you are advised to use the variable capacitor method on your first attempt. The circuit shows a variable capacitor of a low value (maximum capacity around 50 picofarads)

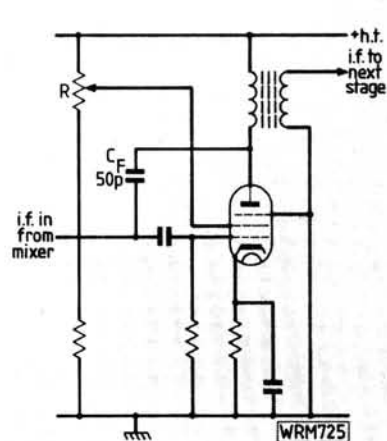


Fig. 5.4

in the anode circuit of the i.f. stage. Energy appearing here is fed back to the input grid. By carefully adjusting the amount of feedback, the increased signal levels can be very significant. You will soon become adept at the practice, and will learn how to "peak" the control for best results.

Q Factor

There are many benefits to such a mod, not the least being the very significant increase in circuit Q . This is a term you will come across very frequently, and you can conveniently regard it as referring to the "goodness" of the tuned circuit. The higher the Q factor, the better the circuit. You will find that once a certain point is passed, the circuit will oscillate. Morse signals can then be resolved, with the added advantage of the extra selectivity provided by the higher Q of the oscillating amplifier stage. It really is a worthwhile mod and can repay the time and effort spent on construction many times over.

Precautions

Please note that with a mains valved receiver you will have to take several precautions. One side of the variable capacitor will be "live" and the unit will have to be "floating" above the chassis. This is a simple operation, and is easily carried out by mounting the variable capacitor on a strip of varnished hardboard, thick plastics or a piece of Paxolin material. An old ball-point pen case can provide a suitable operating shaft for controlling feedback.

This modification has been tried on the very popular and cheap Russian Vega transistorised receivers, and found to add useful gain and selectivity. However, nothing could stop Radio Moscow on 7.3MHz (41m) suffering from interference originating from the Russian Woodpecker transmissions!

The Vega receivers provide astoundingly good value for money and are available from many sources, including *PW* advertisers. They cover long, medium and all the main short wave broadcast bands. Bandspreading is accomplished by using sturdily built turret tuners. Look out for older Vega models at sales, as they can prove to be a very good buy indeed.

Other receivers can often be found, and one very popular UK made set is the Perdio "Town & Country". Popular in the early 1960s they are often seen in sales. Offering long and medi-

um wavebands as well as the Marine Bands they can introduce you to 1.8MHz (Top Band) operation. Generally speaking, the older the equipment, the larger the cabinet! This is not a hard and fast rule, but it generally applies, and enables modifications to be incorporated far more easily to improve performance.

Eventually, after gaining experience, you may like to try modifying your car radio tuneable i.f. By studying the circuit of your particular receiver, a suitable method can be chosen. Almost certainly it will prove easier to install a potentiometer so that the gain of the appropriate i.f. stage can be controlled. With this method, the feedback capacitor is of a low, fixed value connected between the output and input of the stage and is controllable so that it can be brought to the threshold of oscillation. It can prove easier to operate than the first method, but you must be prepared to spend some time setting it up and finding the right values of feedback components and controls.

Endless Possibilities

The possibilities in our hobby are endless, and you can enjoyably learn a great deal. By referring to your library, circuits such as I have mentioned can always be found. You need never be stuck for a project! Soon, you will start using basic circuits as "building blocks" whilst incorporating them with ones borrowed from other designs. Do not be afraid of using valves, if they are to hand. An EF91 valve for example, can be used in so many configurations that they deserve their very own book!

Valves

An EF91 one-valve receiver can totally out-perform a one-transistor receiver, and can be built for less than £1 provided you already have one or two essential parts in your junk box. The ECL80 valve, often used in older TV sets, is another useful item. Being a double device (triode-pentode) it can efficiently perform as an audio amplifier or as a crystal oscillator and transmitter combination. I've used one on 7MHz, and have communicated with other amateurs as far away as Yugoslavia, using only a simple antenna and less than 4 watts d.c. input!

There will be nothing to stop you using transistors and valves together in later projects. It makes sense to use one of the very simple crystal filter units based on transistors, driving a valved linear amplifier. If you run into match-

ing problems—and who doesn't—your valved p.a. will quite happily dissipate the extra reflected power quite happily. Most transistorised p.a.s would melt!

Bargains

It is also possible to pick up bargain illegal a.m./s.s.b. CB transceivers fairly cheaply. There are many still to be found and, judging by the occasional Court Reports, still being used! Stripped down, these CB rigs can supply some really useful spares, and complete sub-units. It is possible to convert them to the amateur 28 to 29.7MHz band, but most enthusiasts split the units down for spares. The s.s.b. generator section can easily become the foundation of your own 1.8 to 29MHz s.s.b. transceiver. Whatever is on offer, the versatile enthusiast should be able to utilise such valuable spares to the full!

Mobile-on-a-shoe-string operation is also something to be encouraged. You can easily buy CB equipment, already modified or to modify yourself for local h.f. working. Mind you, it can be rather exciting to have someone joining in your local "ragchew" from South America or Canada! Such things happened to me during the 1960s sunspot activity period! An easily modified and cheap surplus Pye transceiver, bought for £5, provided me with some fascinating hours on 28MHz!

Practical Fun

The "Getting Started" approach has been practical from the start. It should also be practical at the finish! The best advice I can pass on to any prospective enthusiast is the old favourite quoted by many a tailor—"Cut the cloth to suit the pocket"! In other words, adapt your approach to what you can afford. Do buy a decent test-meter but don't buy an expensive new communications receiver—unless you can really afford it! If you do, you'll lose more money! You will also lose very valuable experience gained by building your own simple equipment. Do not be ashamed at simple techniques! Use the "breadboard" idea with drawing pins to start with if you have to. It will work! Use valves if you have them, or can get them cheaply. Be prepared to make yourself a little unpopular at home by collecting scrap radios for spares. At least you will eventually be able to repair the family radio! Finally, do have fun and enjoy yourself—getting started the practical way! **PW**

CLUB NEWS

If you want news of radio club activities, please send an s.a.e. to our Poole office, stating the area of the country you're interested in.
Club Secretaries, please keep the information coming to
Elaine Richards G4LFM.

dressler

**HAPPY CHRISTMAS TO
ALL OUR CUSTOMERS**

ALL SONY UK SUPPLIED

SONY AIR 7

PORTABLE-AM-FM
144-174MHz
108-136MHz
150KHz-2194KHz

£249



ICOM MICRO 2 HANDHELD

ICOM IC-02E

£POA

£275



TRIO KENWOOD TS940S INC AUTO ATU



£1925 ALSO AVAILABLE
TL922 LINEAR INC TUBES £1225

TRIO KENWOOD TS780 70cm-2 metres



£950

SONY ICF 200ID

76-108 MHz
116-136 AIRBAND
160KHz-2995MHz
FM - AM - SSB 32 MEMORIES
INC PSU

£325




**NEW
YAESU FT767
FULL HF GENERAL
COVERAGE TRANSCEIVER
+ 6M-2M+70cm
£1395**

TRIO KENWOOD TR751E




£525

ICOM IC-735



£854 SPECIAL OFFER

TRIO KENWOOD TS440 HF INC AUTO ATU



£1,050

SONY ICF 7600D

76-108MHz
162KHz-2995MHz
MEMORIES, FM, AM, SSB.

£164



ICOM R7000 25MHZ-2000MHZ



£959 INC ARA500

FRG 8800



POA


FRG 9600 £475



ACTIVE ANTENNAS

**dressler - ara 30 -
active antenna
200 kHz . . . 40 MHz**

Professional electronic circuitry with very wide dynamic range. Meets professional demands both in electronics and mechanical ruggedness. 120 cm long glass fibre rod. Circuit is built into waterproof 2.5 mm thick aluminium tube. Ideal for commercial and swl-receiving systems. £120. See Review in August Issue p.15



**DRESSLER
ARA 500
ACTIVE ANTENNA**
50MHz to 1300MHz
Gain 17dB Typical
**TECHNICAL SPECIFICATIONS
FOR ARA 500**


Gain 17dB Typical (14-17dB)
Frequency Range 50-1300MHz
Noise Figure 1dB at 50-180MHz
1.5dB below 300MHz
2.0dB below 350MHz
2.7dB below 400MHz
3.0dB below 500MHz
3.8dB below 650MHz

£129.00

Operation is possible up to 1300MHz with gain of 10dB
Noise 4-6dB
Intercept Point 3rd Order: +18dbm at Input
Post £2.50 or Securicor £6.00 extra



LINEARS



D200 2 MTR 500W SSB
D200S 2 MTR 750W SSB
D70 70 CMS 550W SSB

£858
£1018
£1030

PRE-AMPS - NEW MODELS

MODEL	FREQ.	NOISE	GAIN	POWER	PRICE
EVV1296C	1.25-1.3GHz	0.9-1.2	16-18dB	100W	£154
EVV700SMD	430-440MHz	0.5-0.9	15-18dB	500W PEP	£117
EVV2000SMD	144-146	0.6-0.9	16-18dB	1KW PEP	£117
EVV200VOX	144-146	0.6-0.9	16-18dB	700W PEP	£107
EV2GAAS	144-146	0.6-0.9	15-18dB	100W PEP	£75
VV INTERFACE FOR ABOVE PRE-AMPS					£31

RECEIVE PRE-AMPS

MODEL	FREQUENCY	NOISE	GAIN	PRICE
EWPA 560	50-600-1GHz		16.5dB-1dB	£79
EWPA 560(N)	50-600-1GHz		16.5dB-1dB	£89
IP3 order	+18dBm			
ERPA 1296	1.25-1.30	0.8	17-18dB	£114
ERPA 435	430-440	0.5	15-18dB	£65
ERPA 144	144-146	0.7	16-18dB	£60
ASA 12	0-1GHz		Masthead Antenna Switch	£59

OPEN: MON -
SAT 9AM - 5.30PM
INTEREST FREE
HP FACILITIES AVAILABLE
ON MANY ITEMS
PROMPT MAIL ORDER



**191 FRANCIS ROAD
LEYTON · E10
TEL. 01-558 0854 / 01-556 1415
TELEX 8953609 LEXTON G**

dressler

It is Better to Give Than to Receive—or is it?

John F. Feeley G4MRB examines this well-known saying

Just before Christmas 85 years ago, Marconi sent the first radio transmission across the Atlantic—or so we are told. The true story is a little different and has a moral for today's radio amateur.

In late November 1901 Marconi, together with his assistants Kemp and Paget, sailed across the Atlantic in the ss *Sardinian*. They took with them two large balloons and six kites. When they arrived in Newfoundland they set-up camp at Signal Hill, St John's, the station being established in an old barrack building. A large pole was erected to carry the wire in from the kite or balloon and arrangements were made to anchor the kites.

After a successful test flight of a kite to six hundred feet, a cable was sent to England to request test transmissions to start at noon on December 12. On the 11th, the weather broke and winds lashed the little hut. Fighting the weather they inflated a 14 foot balloon with a thousand feet of hydrogen. When released, the balloon shot upwards and snapped the cable—never to be seen again. It was clear that kites would have to be used.

The twelfth dawned bleak, cold and stormy. On this early Field Day the wind grew in violence, and rain began to fall, driving across the site in stinging blasts. As noon approached, they flew a kite into the gales. It bucked and tugged, fighting the men as they fed it up into the dark sky. When it reached four hundred feet, Marconi signed over the wind that they should not risk any more height, and they ran for cover in the little tin shed. The rain and wind hammered the building as they enjoyed a cup of cocoa stiffened with a dash of Scotch whisky and awaited the start time.

At noon, Marconi switched on the receiver and held the earphone to his ear. Nothing was heard. Ten past twelve, a quarter past, twenty past—still nothing! Nobody spoke but all eyes were on the receiver. Everything seemed in order. Despite the clatter of the weather outside, the silence inside the room could be felt. And, then at

half-past the hour the receiver sprang into life. "Click—click—click!"

Keeping his face straight, Marconi handed the earphone to his assistants and asked if they could hear anything. But there was no doubt the test letter "S" was loud and clear. They had spanned the Atlantic with radio.

So what? Why is it that popular myth has Marconi **sending** the first transmission across the Atlantic. What message has this for us 85 years later?

Marconi had identified the weak link in radio. Any fool can transmit—it takes skill to receive. The name of the engineer who tapped out the letter "S" on that day is lost in the mists of time, but as he had about seventeen horsepower (about 12kW) under his key, his transmission was without doubt strong. For the signal to be received would require good antennas and the best of receiving gear. For this reason, the leading men in radio research were forced to climb hills and fly kites in a gale so that the radio transmission could span the Atlantic. The radio wave was there—they merely had to receive it!

Not so long ago, I was asked for advice by a recently licensed amateur. He was failing to get contacts and having difficulty in resolving single sideband. The latter problem was one of practice and brought back many happy hours of tuning round the bands on an aged HRO (MX), pulled from under the tables at the White Rose Rally. With a b.f.o. and a marked drift it was an art resolving sideband, but that served me in good stead when I took the licence. The other problem was more difficult to tackle. The reason he was not getting contacts on f.m. was clear enough—but how do you tell somebody he's a wally? His operating style was clearly derived from CB, something not too bad in itself but he loved to transmit. He loved the sound of his own voice! Worse still, he tended to attack rigs, technical qualifications and other people. In the course of a QSO you could be sure he could find a way of upsetting his contacts.

My friend is a victim of the recent

"buy a QSO" approach to amateur radio. Not for him the long apprenticeship of the s.w.l., the careful logging of DX stations, the thrill of a new prefix and the pleasure of a tidy log. I asked him who the best stations were in his area, which stations did he tail-end, did he have something to say to them? This threw him completely—he had no idea of the band or the people on it.

I remember well the day I passed the RAE. I went to Lowe's and in the shed in the backyard (yes, I can remember that far back!) selected my first piece of v.h.f. gear—a Trio 7200G and v.f.o. 30G. Then I took the microphone to lodge with G8TWT and settled back to learn my band in the long wait before the licence arrived. Using my s.w.l. self-training, I logged times, stations and frequencies. I made notes of the stations I found most interesting and made notes of questions I should have liked to ask them—against the day the licence came.

When that day came, I was ready. I copied the operating procedure from the handbook onto a crib sheet and from the first QSO kept notes on the content of the contact. If I heard a call sign that had been involved in an interesting QSO in my s.w.l. phase, I tail-ended and made comment on the QSO—be it about gardening or electronics. This worked a treat and I was never short of contacts.

Both the DX chasers and the QRP Club members will say much the same. The "licensed listener" fishes the bands. He notes the changes in propagation, the times when his prey operates, the style of his operation. The thrill of "hooking" the DX by being on the band and his frequency as he makes his first call of the day is just incredible. A thrill that spans 85 years to Marconi, Kemp and Paget and a little tin hut on a cold windswept hill.

Last year, I was operating in VHF NFD on the 430MHz band. A nearby station was flattening the band for stations all around him by overdriving his linear amplifier. I knew my gear was clean because I was monitoring it. Looking at the monitor receiver I hit on the answer. Moving my frequency clear of him, I called when he called—monitoring his frequency. When he listened, I stopped calling and listened too. In this way we were able to share nearby hills and using an extra receiver added a useful 430MHz score to the Club overall total with only a modest transmit section.

At this time of year we say "It is better to give, than to receive." But is it better to transmit than to receive? If we have nothing of worth to say, or if we are going to splatter the band with power, the exercise is futile. Perhaps for the sake of the hobby, the motto in our cracker this year should read, "It is better to receive than give offence!" or, "It is more skillful to receive than to transmit."

Happy Christmas—and good listening!
FROM ALL AT PW

Practical Wireless, January 1987

PROFESSIONALS AND DISCERNING
RADIO AMATEURS ALWAYS CHOOSE



THE TOWER
PEOPLE

COMPACT LATTICE TOWERS—SLIMLINE TUBULAR MASTS

Telescopic—Tiltover, Fixed—Mobile from 3M to 60M.
Over 50 Models, suitable for a wide range
of civil and military applications such as:

- Radio Communications
- Amateur Radio
- CCTV and Surveillance
- Meteorological Monitoring
- Aero & Marine Nav Aids
- Flood Lighting etc.

Purpose designed using 4.5m and 3m section modules
for low retracted heights and cost effective shipping.
Engineered to B.S.I. standards and hot dip galvanised to
BS729 for protection. Wind loads are based on BS CP3
CHAP V PT 2 1972 for wind speeds up to 100mph/160kph.

RELIABILITY—QUALITY—KNOW HOW.

SEND S.A.E. FOR FULL DETAILS.

WE DESIGN—WE MAKE—WE SELL—DIRECT. No Middle Man.
At manufacturers prices—you get best value.

ALSO SPACE SAVER 3ele 4 BAND AQ6-20 BEAM
169.00 + 7.00 CARR.

ALLWELD ENGINEERING

Stock items normally sent within 7 days:

Factory 6, 232 Selsdon Road,
South Croydon, Surrey, CR2 6PL
Tel: 01-680 2995 (24 hr) 01-681 6734

HP TERMS AVAILABLE

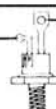
PRACTICAL WIRELESS KITS

Kit Name	Date	Price	Components
HIGH IMPEDANCE MOSFET VOLTMETER	Dec. '86	£23.50	BC214L 12
P.W. TAW-VLF CONVERTER	Nov. '86	£13.20	BF724 35
ACTIVE ANTENNA	Nov. '86	£17.80	BF244 35
AUTOMATIC IN-CD CHARGER	Oct. '86	£15.00	BF256 44
SIMPLE 50MHz CONVERTER	Sept. '86	£21.50	BF256L 48
P.W. ARUN-PARAMETRIC FILTER - inc. case	May '86	£48.00+£2 p&p	BF961 75
P.W. ARUN-PARAMETRIC FILTER - exc. case	May '86	£24.00+£1 p&p	BF961 75
MEON 2 - 50MHz TRANSVERTER - 144 MHz I.F.	April '86	£42.50+£1.50 p&p	BF961 75
R.F. SPEECH PROCESSOR	March '86	£47.20+£1.50 p&p	J309 72
RTTY/MORSE MODEM - no case	Jan. '86	£31.85	J310 72
CRYSTAL CALIBRATOR	Jan. '86	£17.95	VN10LM 75
TWO TONE OSCILLATOR	Dec. '85	£20.30	2N3702 14
MEON - 50MHz TRANSVERTER - 28MHz I.F.	Oct. '85	£42.50+£1.50 p&p	2N3704 14
DIP OSCILLATOR	Oct. '85	£19.90	2N3819 42
CAPACITANCE METER	Oct. '85	£21.30	2N3886 14
U.N.F. PRESCALER	Sept. '85	£21.90	2N3904 14
ADD ON B.F.O. - inc. CB04+optional comps.	Aug. '85	£12.95	2N3906 14
LOW COST CRYSTAL TESTER	July '85	£13.90	555 22
BATTERY CHARGER CONTROLLER	June '85	£3.50	741 20
TRIANGULAR KEYS	Feb. '85	£16.45	LF351 46
P.W. TME - PSU Module 5	Feb. '85	£23.30+£1.50 p&p	LM566 128
P.W. TME - ATU/SWR BRIDGE - Module 4	Feb. '85	£13.20	SD42P 230
P.W. TME - RECEIVER - Module 3	Jan. '85	£22.20	SL1621 610
P.W. TME - VFO/DOUBLER - Module 2	Dec. '84	£22.95	SL1640 610
P.W. TME - TRANSMITTER - Module 1	Nov. '84	£25.95	SL6440 480
BUG KEY WITH 528 BIT MEMORY	Oct. '84	£46.50	TL072 85
MORSE SENDING TRAINER	July '84	£12.00	TL074 115
AUTO NOTCH FILTER	July '84	£23.80	TL084 110
MORSE PRACTICE OSCILLATOR	Jan. '82	£9.20	78L09 50
COIL FORMERS + CORES (Simple 50MHz Converter)	Sept. '86	£2.70 per set	7824 42

PLEASE ADD P&P AND 15% V.A.T. TO TOTAL ORDERS.
P&P 70p unless specified. Article Reprints 50p (if required). All kits complete (less batteries).
(unless otherwise specified, including PCB (or stripboard), case, all components and hardware. Cheque or P.O. to: C.P.L. ELECTRONICS, 8
Southdown Close, Hemmington, Middlesbrough, Cleveland TS8 9HE. Tel. 0642 591157. Other kits available plus a wide range of components,
test gear, hardware, etc. Free price list available on request. Goods normally dispatched within 14 days.

J. BIRKETT

RADIO COMPONENT SUPPLIERS



25 The Strait
Lincoln, Tel. 20767
(LN2 1JF)
Partners J.H.Birkett.
J.L.Birkett.

TRANSFORMERS 240 Volt A.C. Output 24 Volt Tapped at 14 Volt @ £1.50 (P.&P. 75p).
TAG ENDED ELECTROLYTICS 16+16uf 350v.w., @ 35p, 16+16uf 450v.w., @ 45p, 32+32uf 350v.w., @ 45p, 50+50uf 450v.w., @ 75p.
WIRE ENDED CAPACITORS 0.1uf 400v.w., @ 10p, 0.1uf 1000v.w., @ 20p.
THYRISTORS (S.C.R.'s) 600 PIV 25 Amp @ £1.50.
10 WATT 70MHz TRANSISTORS 2SC1096, 2SC1226 NPN, 2SA699 PNP A11 45p ea.
POWER MOSFETS VN10KM @ 50p, VM211 @ 40p, VN10LM @ 40p, VN90AA @ 80p.
MOTOROLA PLASTIC BC109 (C9123) @ 6 for 50p.
T03 POWER TRANSISTORS No Information SDT 708 @ 40p.
FETS J304 @ 6 for £1, J230 @ 5 for 60p, 2N 3819 @ 20p, BF 256 @ 20p.
ADJUSTABLE POWER SUPPLY KIT 6 to 22 volt 1 Amp. Consisting of Transformers LM 317, 10,000uf P.C. Board, 5K Pot and Instructions £4.95 (P.&P. £1.50).
1000 MULLARD CR 25 RESISTORS Assorted for £2.50.
1N4007 DIODES 1000 PIV 1 Amp @ 6 for 50p.
BRIDGES 100 PIV 20 Amp @ £1.30, 100 PIV 10 Amp @ 65p.
TRANSMIT-RECEIVE PIV DIODES VHF 5 for 60p, UHF 5 for 75p.
2 GHz STRIPLING NPN 18 Volt TRANSISTORS @ 3 for £1.15.
ITT CRYSTAL FILTERS Type 014DG 10-7MHz B.W. ±3.5KHz @ £3.95.
UNIUNION TRANSISTORS Like TIS 43 @ 25p each, 5 for £1.
20 ASSORTED HC6U CRYSTALS @ £1, 20 Assorted FT243 for £1.
6 TO 22 Volt ADJUSTABLE POWER SUPPLY KITS, consisting of Transformer, P.C. Board, LM 317, 10,000uf 25v.w., 5K Pot, and instructions for £4.95 (P.&P. £1.50).
WOOD AND DOUGLAS KITS AVAILABLE For Callers or by Post.
ACCESS OR BARCLAYCARDS ACCEPTED. P.P. 60p under £5, Over free, unless otherwise stated.

now, better than ever, the NEW TRIO TR751E

2 metre multimode!

£580.70 inc. VAT, Carriage £7.00



LOWE ELECTRONICS LIMITED Chesterfield Road, Matlock, Derbyshire DE4 5LE Telephone 0629 2817, 2430, 4057, 4995

Cigarette Cards and Wireless

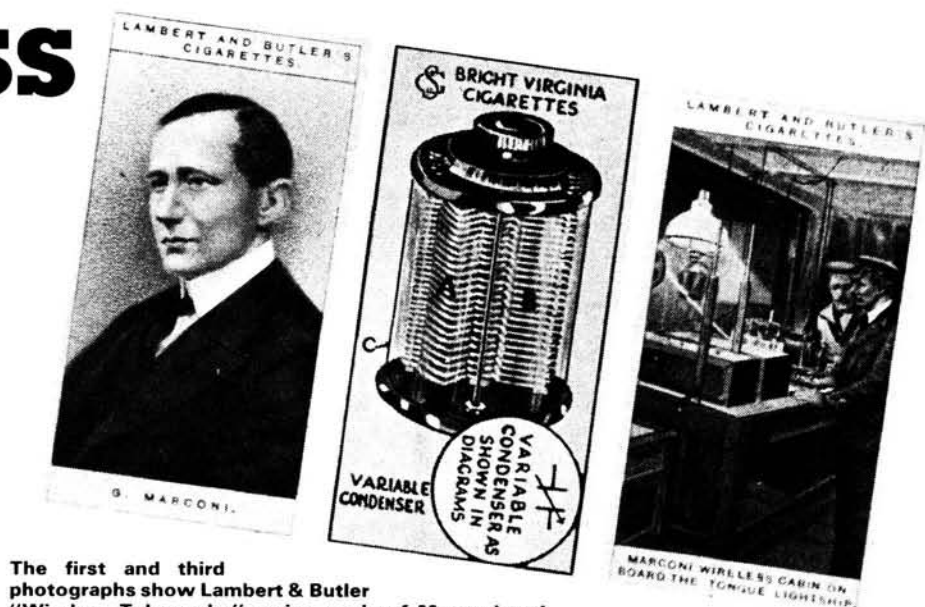
John Walton looks back at an interesting story.

Just over sixty years ago rival tobacco manufacturers were falling over themselves to impart knowledge on wireless. For the first time, wireless was coming within reach of the working man's pocket. The medium for their information was the cigarette card—in those days to be found in most homes in the land.

Cigarette cards had appeared in Britain some 40 years earlier—the idea having come from the United States. From their early beginnings of advertisements for tobacco products they had graduated through pictures of soldiers and music hall stars to cover practically every subject under the sun, and wireless was to be no exception.

The very first set on the subject had appeared back in 1909 from Lambert & Butler, a member of the mighty Imperial Tobacco combine. Consisting of 25 cards they lauded Marconi's achievements under the title *Wireless Telegraphy*. The nicely coloured little set is still fairly easy to find today, although you might have to pay as much as £50 for one in really good condition. The cards depicted such things as the Marconi Wireless cabin on board the Tongue lightship, the schooner *Volunteer*, chartered by the Newfoundland Government to erect Marconi stations along the coast of Labrador in Arctic weather conditions and Marconi and five assistants outside the freezing High Power Wireless Telegraph station at Cape Breton, Nova Scotia.

The tropics were also included with a shot of the station at Banana in the Congo Free State. The card loftily observed, "The station was operated by natives—illustrative of the ease



The first and third photographs show Lambert & Butler "Wireless Telegraphy" series cards of Marconi and the Tongue lightship. The centre card is one from Salmon & Glucksteins "Wireless Explained"

with which the Marconi apparatus can be mastered and worked."

Other stations depicted were at Niton, Isle of Wight; Messina, Cape Cod and at Bari in Italy; while the South Goodwin lightship was shown with its antenna.

The first application of the Marconi system to moving stations was illustrated—a steam motor car with a light zinc cylinder serving as an antenna which in 1900 had been able to communicate more than 30km. The card noted, "Moving stations carried by mules or light field carts now provide instant means of communication up to more than 100 miles."

The first wireless hero, John R. Binns, got a card to himself with another showing his cabin equipped with transmitter. Binns was the ship telegraphist on the ss *Republic* and saved 2000 lives by remaining at his post for 50 hours after the ship had been in an Atlantic collision.

More wireless cabins, a receiver, transmitter, magnetic detector and a portable wavemeter were all illustrated—the latter having only been invented the year before. Also shown was the receiving room at the high power station at Clifden in Ireland where an


operator was taking a message at 30 w.p.m. from Nova Scotia.

War came and with it resultant leaps in technology. So, when cigarette cards finally re-appeared in 1922 after a five year absence, wireless was rapidly catching the imagination of the public.


Godfrey Phillips Ltd, a large independent tobacco manufacturer, was one of the first to realise this. They brought out a set of cigarette cards which would not only sell cigarettes but educate the man in the street about the new communications system. *How to Make Your Own Wireless Set* appeared in 1923 and was a big success. It took the reader through 25 instructions which enabled him to construct his own set. He would begin with the inductance—using a cardboard cylinder and half a pound of 26 s.w.g. copper wire either enamelled or single silk covered—then construct the base-board and side supports and finally mount the inductance slider and bars.

Next step was to select the crystal detector and the cards warned that good crystal specimens were essential and great care in adjustment, both as regards pressure and actual point of contact, was necessary. There were full instructions on mounting crystals and assembling the detector.

A carborundum detector and a potentiometer were next to be assembled—followed by the telephone condenser using 11 pieces of paraffin waxed paper, ten pieces of tinfoil and two pieces of Ebonite. Making and connecting a variable condenser was followed by circuit diagrams showing how the whole thing was connected up. Headphones were to be wound to not less than 4000Ω and any reputable



These cards are from the Scottish CWS series of "Wireless" and the Godfrey Phillips "How to Make Your Own Wireless Set"



make was recommended. But after all the do-it-yourself assembly work card No. 16 warned: "Don't look inside to see how they work; they have been accurately adjusted by the makers!"

After showing a picture of the completed set the series moved onto the antenna and earth. The antenna was reckoned to be a most efficient lightning conductor so a lightning switch was suggested to stop the set being damaged. All was now ready for reception and the set was said to be able to pick up local broadcasting stations if situated within 40km and providing an outdoor antenna was used!

This series proved immensely popular and the following year Phillips were back with a follow-up series of 25 cards *How to Make a Valve Amplifier for the BDV Crystal Set* (BDV being Phillip's top selling cigarette brand of the time). This followed a similar pattern of simple instructions and readily available parts to construct something which gave much better reception.


Meanwhile, other makers were rushing to bring out their own sets of cards on the new craze. R & J Hill, another London independent, brought out the largest set ever issued on the subject, no less than 84 cards on *Wireless Telephony*. Individual cards of this series are easy to find but not too many collectors may have gathered a set in the five months of 1923 during which it appeared in the packets.

Issued with "Sunripe" cigarettes the cards went into fine detail describing all the elements that went into radio transmission. Prices are interesting—for instance a 100-foot length of Marconi Scientific antenna wire cost 4/6 (22½p), two antenna insulators 3/-(15p), a leading-in tube 5/-(25p) and an inductance coil 15/-(75p).

The thermionic valve, described on the card as "The Aladdin's Lamp of Wireless" was said to have revolutionised the science of radio communication. It cost just 7/6 (37½p). Accumulator batteries cost £1.15 in those days and it cost a shilling (5p) to get them recharged at an electrical store or garage. Back in the 1940s and 1950s, I well remember my grandfather offering a similar service for his fellow Oxfordshire villagers—and charging one old penny!

The first 24 cards in the series provided full information on how to assemble a special wireless receiver especially designed for R & J Hill by Marconi. The firm obviously wanted to be one up on Phillips—their model was said to pick up local broadcasting stations from 65km away! The next 12 cards covered a crystal receiver which cost £3 6s (£3.30) in all and was capable of receiving station signals over 30km. The series then moved on to the Marconiphone voice amplifier, also shown were a few of the early broadcasting stars including three of the uncles at the London Broadcasting Station—Uncle Caractacus, Uncle Arthur and Uncle Jeff!

The series tailed off with assorted



The first and third cards are from the Hills 80 card series "Wireless Telephony" and the centre card was in the "Wireless Series" from Morris's cigarettes

pictures of transmitters, land stations, BBC and Marconi symbols, Marconi House and various other pieces of equipment. Easily the most comprehensive set on the subject and it can be bought from a London dealer today for about £40.

Hills also issued a series of 20 large cards with the same title but these consisted of more pictures of people like Uncle Jeff and directors of the various regional stations.

London tobacconists, Salmon and Gluckstein, who had been putting out cigarette cards from the early days, issued what was to be their last ever set in *Wireless Explained*. This attempted to describe to the layman just how the new craze worked in 25 cards.

A similar approach was made by another London firm, B Morris & Sons—but their illustrations on a green background were much more clearly defined than those of Salmon and Gluckstein.

Meanwhile in Scotland, the Scottish Co-operative Society put out a set of 50 cards with the title *Wireless*. They made no attempt to get the collector to construct his own set and in fact advised: "For the uninitiated the speediest way of tasting the delights of wireless is to purchase a good, complete set, quite a number of which are on the market. In these the various components are arranged behind a panel, where various indicators and controls are placed, and it becomes merely a matter of revolving handles till one gets clear speech."

Of course, many of the cards depicted the various pieces of equipment but the whole emphasis of the set is to explain all about wireless to the complete layman. Somewhat grandiloquently they said, "Men and women, boys and girls, can now, in their own homes, hear songs sung hundreds of miles away, can pick up, at will, grand harmonies that have been entrusted to the ether by unseen musicians in far-off cities!"

Broadcasting from and to ships and aircraft, radiophones for performers in large halls and "monster antennas"—of which 72 were being erected at

Rocky Point near New York—were also included on cigarette cards.

A radio barrel organ was said to have great possibilities for advertising—the one illustrated had been made by Burndept—manufacturers of wireless goods. The final card in the series *Saved* shows sailors in a lifeboat waiting to be picked up and contrasts the lingering death which often awaited them before wireless with their good chance of survival after sending a "Mayday" message.

Almost as suddenly as it began the spate of wireless cigarette cards ended. All of the series I have mentioned appeared over an 18 month period—it was to be five years before Godfrey Phillips returned to the subject with *How to Build a Two Valve Set*.

For this series of 25 cards the firm used a smaller, stiffer card than hitherto and they are easily found in perfect condition (London dealers, price £10 a set). The circuit chosen for the set incorporated the Hartley method of applying reaction which was controlled by a small variable condenser. The cost of the materials used was under £3 not including headphones, valves and batteries. Phillips said that substituting cheaper components the price could be reduced to £2 without seriously reducing efficiency.

This was to be the last such series. Wireless was moving out of its infancy and by the time the Liverpool firms of Ogden and Hignett issued *Broadcasting* in 1935, the set was devoted almost entirely to pictures of studios, control rooms, outside broadcast huts and the like. Meanwhile, other firms were issuing pictures of "Radio Stars".

Almost immediately after the outbreak of war in the autumn of 1939 cigarette cards disappeared to conserve paper stocks. After the war collectors waited for them to reappear—but apart from a few isolated attempts they never did. Now a new wave of collectors treasure little pieces of pasteboard for their nostalgia value—and among the favourites are those 60-year-old sets which record the early days of wireless.

PW

PW "Westbury" Basic Wobbulator

Build this Basic Wobbulator, designed by R. A. Penfold for the 450–470kHz range, and add to the ever increasing range of impressive PW test equipment.



While never ranking amongst the most common of test instruments, wobbulators now seem to be almost extinct and are probably unfamiliar to many readers. This is perhaps a little surprising as a simple wobbulator can be a very useful piece of equipment when servicing and designing radio receivers.

The purpose of these units is to draw out the frequency response of a receiver's intermediate frequency passband on the screen of an oscilloscope. Originally they were intended for use when aligning the 10.7MHz i.f. transformers and detectors of broadcast band f.m. receivers, but the almost universal change to ceramic filters and quadrature detectors has resulted in wobbulators of this type being largely unnecessary. Wobbulators working at intermediate frequencies of around 455 to 470kHz are perhaps more useful these days. They can be used for something mundane such as re-aligning the i.f. stages of an old transistor radio (with the i.f. transformers being stagger-tuned to broaden out the passband slightly). There are some more exotic applications such as checking that crystal or ceramic filters have suitable source and termination impedances, with no gross irregularities in their response. A wobbulator can also be used as a straightforward i.f. alignment oscillator.

Wobbulator Operation

A wobbulator is really just a form of sweep generator. The exact way in which it is set up and used depends on the precise nature of the equipment being tested, but a typical arrangement would be as shown in Fig. 1. The

output from the unit is coupled to the input of an i.f. amplifier, and the output from an a.m. detector is coupled to the Y input of the oscilloscope. The wobbulator has a trigger output, and this is coupled to the trigger input of the oscilloscope. This output is provided by a built-in saw-tooth generator which repeatedly sweeps the output frequency upwards over the range that is of interest. The trigger output is needed to allow the sweep generator to be synchronised with the oscilloscope's timebase generator. The sweep speed control of the oscilloscope is adjusted so that it matches the time taken by the wobbulator to complete each sweep. This gives the desired result, with the spot being moved across the screen as the output of the wobbulator is swept upwards in frequency. The vertical deflection of the spot depends on the relative gain of the i.f. amplifier, and the frequency response of the i.f. amplifier is drawn out on the screen as a single line, with peak deflection corresponding to maximum gain. If no a.m. detector output is available from the circuit being tested, then the same result can be obtained using the i.f. output signal plus an r.f. probe. Another alternative is to couple the i.f. signal straight into the Y input of the oscilloscope. The trace then takes the form of a bar across the middle of the screen, with the height of the bar being proportional to the gain of the amplifier.

A simple wobbulator has its limitations. Ideally it would be possible to accurately relate the horizontal scale to

frequency. Also, a logarithmic amplifier would be included to give logarithmic scaling on the vertical axis, so as to enable a wider dynamic range to be accommodated. However, a unit which provided these features would be quite complex and expensive, as well as being difficult to set up. A basic wobbulator is adequate for most purposes, where it is the overall shape of the response rather than precise measurements that are needed. A dynamic range of around 40dB can be accommodated, and by over-driving the oscilloscope it is possible to examine the skirts of the response well below the -40dB level.

Linearity

One important aspect of performance is the linearity of the sweep. Although many types of sweep generator use a logarithmic sweep characteristic, in an application such as this where only a very limited frequency range is involved it is much better to have a linear sweep. Generating a saw-tooth waveform having good linearity is very easy, but producing a voltage controlled oscillator having a linear control characteristic is a little more difficult. The obvious starting point is an LC oscillator with the control voltage applied to a Varicap tuning diode. Practical tests indicated that most designs of this type gave very poor linearity, and the graph in Fig. 2 shows the control voltage *versus* output frequency characteristic of a typical design based on a BB212 Varicap diode. Although better than some designs that were tried, the linearity is bad enough to give misleading results.

In fact the results would probably be quite usable since allowance could be made for the non-linearity when assessing results, but things are very much easier if good linearity can be obtained. Linear CR voltage controlled oscillators (v.c.o.) are easy to design, but they have the disadvantage of sweeping from zero to whatever maximum frequency is required. This is inconvenient in the current application where only a limited sweep range at a fairly high frequency is required. The control voltage would need to cover a very limited voltage range, making the circuit difficult to adjust and prone to severe drifting.

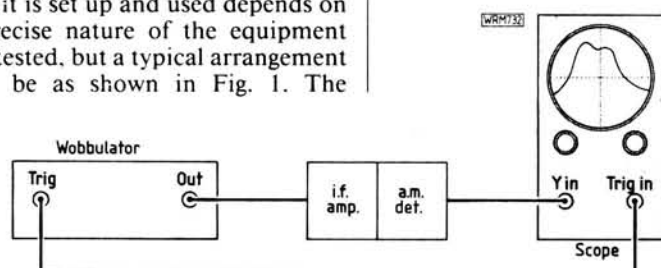


Fig. 1

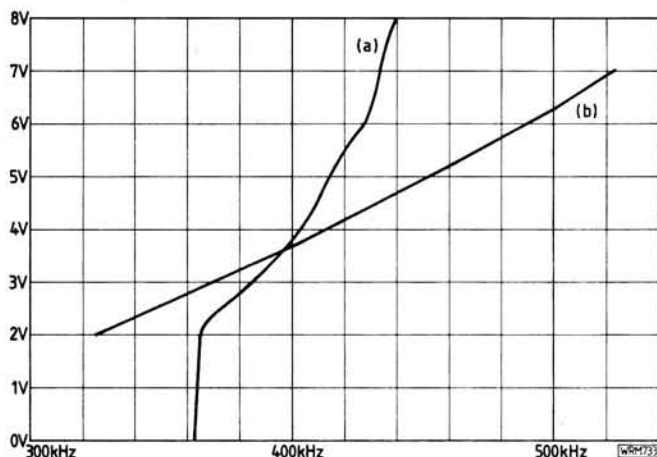


Fig. 2: Trace (a), control characteristic of an LC v.c.o. using a BB212 Varicap as the control device. Trace (b), control characteristic of 4046 v.c.o.

In the circuit finally adopted the CR v.c.o. is built around a c.m.o.s. device, type 4046. This gives good linearity (see Fig. 2) and has the unusual feature of an offset input. This enables the starting frequency to be raised to practically any desired figure within the operating range of the circuit, making it very easy to obtain operation over restricted frequency range with a relatively large sweep voltage. The linearity is less than perfect, but is adequate for excellent results in the current application.

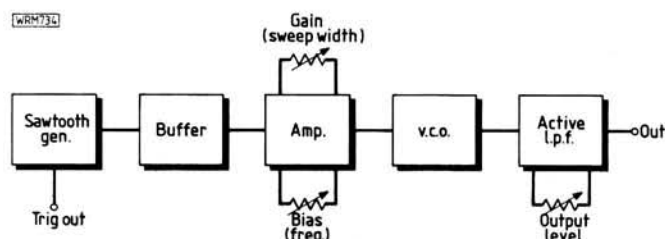
A block diagram of the wobulator is shown in Fig. 3. The saw-tooth generator produces a rectangular waveform as a by-product, and this acts as a trigger output signal. The saw-tooth signal cannot be coupled direct to the control input of the v.c.o. as this would not permit any control over the sweep width and centre frequency. The high impedance output signal is first coupled to a buffer stage, and then to a variable gain amplifier. The gain control acts as the sweep width control, and there is a bias control which can be used to set the required centre frequency. The output from the v.c.o. is a square-wave signal, and as such it contains strong harmonics over a wide spectrum. The harmonics will often be of no consequence, but under certain circumstances they could result in ambiguous results. An active lowpass filter at the output attenuates the harmonics and gives a reasonable sinewave output. This stage also provides a fairly low output impedance. A simple volume control-style variable attenuator enables the output level to be varied from zero to about 7 volts peak-to-peak.

Circuit Operation

The full circuit diagram of the wobulator appears in Fig. 4. The saw-tooth waveform is generated by a 555 timer i.c. configured for astable operation. This circuit is not quite the standard type, the timing resistor that would normally connect between pin 7 and the positive supply rail has been replaced by a constant current generator Tr1. This gives a voltage across timing capacitor C2 which rises at a constant rate. The low value of R3 provides a very rapid discharge of C2 when the appropriate threshold voltage is reached, and the required linear saw-tooth is generated. The normal rectangular output waveform is available at pin 3 of IC1, and goes through a low-to-high transition at the beginning of each saw-tooth cycle. The integrated circuit used for IC1 is a c.m.o.s. version of the 555 known as the ICM7555 or the L7555. The only reason for using this type rather than the standard one is to keep the battery drain down to a reasonable level.

A buffer amplifier is formed by IC2a, while IC2b is used as a variable gain amplifier. In fact IC2b always provides attenuation as potentiometer R8 enables the voltage to be varied from zero to a maximum of -6dB at full value. This gives a maximum output voltage swing of just under 2 volts, which corresponds to a sweep range of about 70kHz. Potentiometer R6 is the frequency control, and it provides a tuning range of very approximately 350 to 550kHz. The signal from IC1 is inverted by IC2a and then passed through variable attenuator IC2b then reinverted by IC3 to the

Fig. 3: Block diagram for the wobulator



required positive-going saw-tooth waveform.

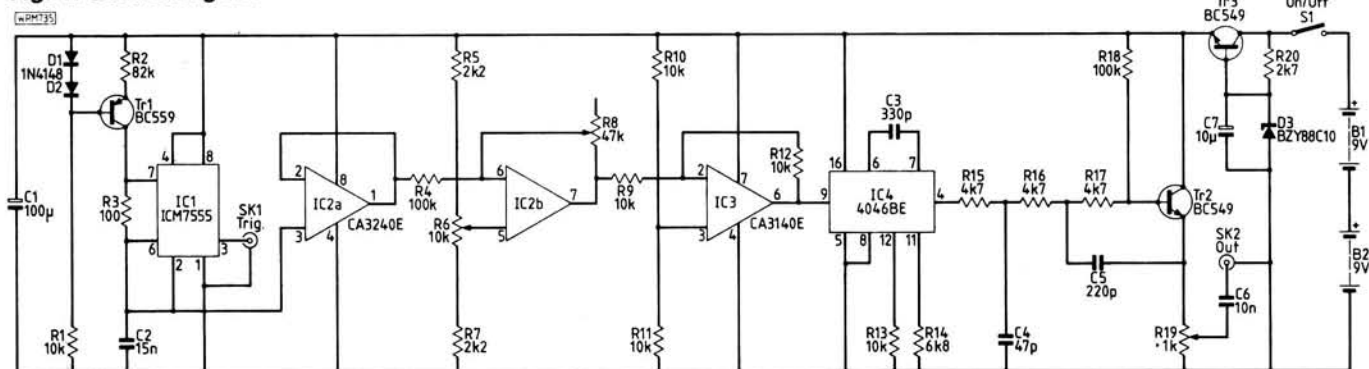
The 4046BE (IC4) is actually a phase locked loop, but only the v.c.o. is required in this circuit and the other stages are just ignored. Capacitor C3 and resistor R14 are the timing components, and R13 is the offset resistor. Transistor Tr2 is a buffer stage in the active low-pass filter which is basically a conventional third-order type. Although one filter capacitor may appear to be absent, it is present in the form of the input capacitance of Tr2. Resistor R18 provides a small positive bias to Tr2 which helps to give a better output waveform. Potentiometer R19 is the output level control.

A supply voltage of about 9 to 10 volts is required, and ideally it should be stabilised as variations would affect the sweep range. Two 9 volt batteries connected in series act as the power source, with Tr3 and its associated components giving a stabilised output of just over 9 volts to the main circuit. The current consumption is about 20 milliamps. Unless the unit is likely to receive a great deal of use a couple of 6-F22 (PP3) size batteries are suitable.

Construction

A metal instrument case having approximate outside dimensions of 205 x 134 x 51mm will take all the components comfortably, and there should be no problem in using a somewhat smaller type if desired. The wiring-up will be easier and less liable to errors if the controls and sockets are arranged on the front panel to broadly match the take-off points from the p.c.b. The layout is not critical and any sensible arrangement can be utilised.

Fig. 4: Circuit diagram



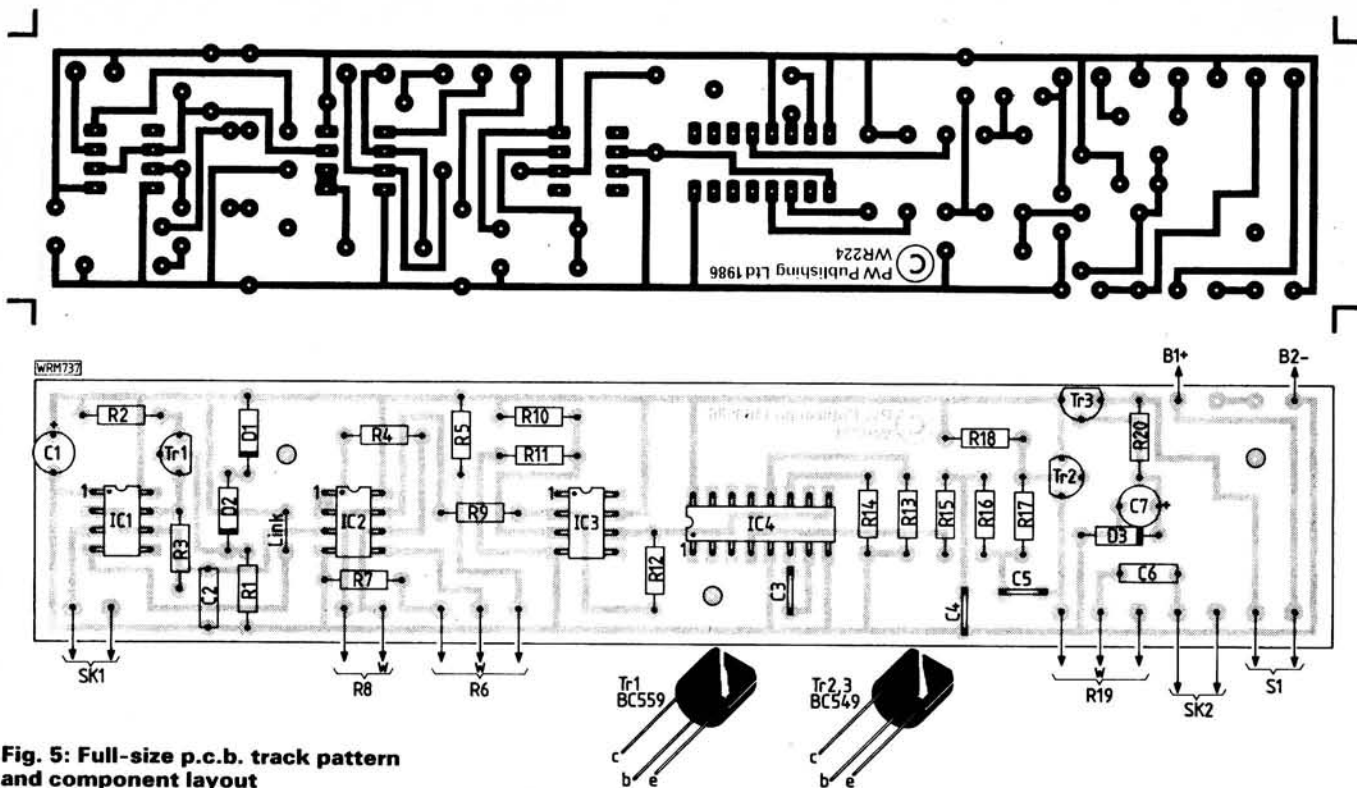



Fig. 5: Full-size p.c.b. track pattern and component layout



In Use

The wobblator's trigger output is coupled to the oscilloscope's trigger input using screened cable fitted with the appropriate plugs (a 3.5mm jack plug and one to match the trigger input on the oscilloscope). If the oscilloscope has switchable "pos/neg" external triggering then the "pos" setting should be used. However, the flyback time of the wobblator's saw-tooth generator is very short and if negative trigger has to

be used good results should still be obtained. Of course, the external triggering mode must be selected. A sweep rate of around 0.5ms per division will be required, but the sweep speed must be trimmed to precisely match that of the wobblator's sweep generator. There should be a slight glitch on the trace at the point where the wobblator's flyback period occurs. It is just a matter of trimming the sweep speed to take this over to the extreme right hand side of the screen.

A set of test leads are needed to carry the sweep output to the equipment under test. Obviously the method of coupling the output of the wobblator to the test circuit, and the take-off point for the signal to the oscilloscope must be tailored to suit the particular item of equipment concerned. It is not always necessary to couple the output of the unit directly into the i.f. stages of a receiver, and many sets cover frequencies within the output range of the unit. Alternatively, harmonics from

Practical Wireless, January 1987

the wobulator at frequencies of around 1 to 2.5MHz can be used, but if you intend to adopt this method it would be better to take the output signal direct from pin 4 of IC4.

Be careful to avoid overloading the test circuit as this would tend to flatten the in-band section of the display, possibly covering up any irregularities in the response. Automatic gain control (a.g.c.) circuits can have a similar effect, and where possible they should be switched out, disabled, or set to a long time constant. Where none of these options is possible R19 should be backed-off sufficiently to prevent the (a.g.c.) circuit from having any significant effect.

Initially set the sweep width at maximum, and then use the tuning control to centre the part of the trace which shows the passband. The sweep width can then be decreased to spread the passband across the screen. By adjusting the width and frequency controls it is possible to closely examine any desired section of the response with a sweep width of just a few hundred hertz if desired. Setting the sensitivity of the oscilloscope too high will move the peak of the response off the screen, but it will permit a more detailed examination of the skirts to be made. It is important that the circuit being tested should not receive any other signals at a significant strength apart from those generated by the wobulator as this will produce a "beat" pattern on the trace.

PW

SHOPPING LIST

Resistors

0-25W 5% Carbon film

100Ω	1	R3
2.2kΩ	2	R5, 7
2.7kΩ	1	R20
4.7kΩ	3	R15-17
6.8kΩ	1	R14
10kΩ	6	R1, 9-13
82kΩ	1	R2
100kΩ	2	R4, 18

Potentiometers

Linear Carbon

1kΩ	1	R19
10kΩ	1	R6
47kΩ	1	R8

Capacitors

Ceramic Plate

47pF	1	C4
220pF	1	C5
330pF	1	C3

Polyester Layer

10nF	1	C6
15nF	1	C2

Radial Electrolytics 25V

10μF	1	C7
100μF	1	C1

Semiconductors

Diodes

BZY88C10	1	D3
1N4148	2	D1, 2

Transistors

BC549	2	Tr2, 3
BC559	1	Tr1

Integrated Circuits

CA3140E	1	IC3
CA3240E	1	IC2
ICM7555	1	IC1
4046BE	1	IC4

Miscellaneous

Instrument case approx 205 x 134 x 51mm; s.p.s.t. sub-min toggle switch (1); 3.5mm jack socket (1); flush coaxial socket (1); battery connectors (2); control knobs (3); 8-pin d.i.l. socket (3); 16-pin d.i.l. socket (1); p.c.b.; wire; nuts and bolts, etc.



"It's an Ideal Christmas Present!"



Wherever you are, a postal subscription could solve your problem of ensuring regular delivery of PRACTICAL WIRELESS. Complete the order form below and post to PRACTICAL WIRELESS, Subscription Dept., Enefco House, The Quay, Poole, Dorset BH15 1PP.

Annual subscription rates:
UK £13 Overseas £15
Sterling only

PRACTICAL WIRELESS SUBSCRIPTION ORDER FORM

Annual subscription rates
UK £13 Overseas £15



To: Practical Wireless, Subscription Dept., Enefco House,
The Quay, Poole, Dorset BH15 1PP.

Name _____

Address _____

☐ I enclose payment of £_____ (cheque/PO payable to Practical Wireless)

☐ Charge my credit card account the amount of £_____

Card no. _____

Name of card _____ valid from _____ to _____

Signature _____

A.R.E. Communications Ltd.

38 BRIDGE STREET,
EARLESTOWN, NEWTON-LE-WILLOWS,
MERSEYSIDE. WA12 9BA
TELEPHONE: 09252 29881



Brenda
G4VXL

Christmas Greetings
to all our
Customers



Bernie
G4AOG

AT LAST...

A HAND HELD TRANSCEIVER AT A SENSIBLE PRICE
INCLUDING ALL THE NECESSARY FUNCTIONS YOU NEED
AND YOU DON'T HAVE TO BE A WHIZZ KID
TO OPERATE IT!

KENPRO KT-22EE

Frequencies: 144-146MHz
Max. Power: 3 watts
Min. Power: 150 m.watts
Dimensions:
60×40×170mm
Weight: 350g

Accessories available:
speaker microphone
case
empty battery case
car charger
base charger
belt clip
mic/head set

Manufactured to very
high standards and
specification

PRICE:
£169.00
inc. VAT

Other frequencies
available for export:
140-150MHz
150-160MHz
160-170MHz



PRICES CORRECT AT TIME
OF GOING TO PRESS



Now open 6 days a week –
Monday-Saturday – 10am-5pm

IT'S ALL IN THE LATEST ELECTROVALUE FREE 56 PAGE CATALOGUE

Write, phone or call for yours

- WIDE RANGE
OF SIEMENS PRODUCTS
- ICs AND SEMI
CONDUCTORS
- FREE POSTAGE &
DISCOUNTS, CWO
- COMPONENTS GALORE!
- OFFICIAL ORDERS
ACCEPTED
- TWO SHOPS FOR
PERSONAL CALLERS
- PROMPT DESPATCH
- ACCESS OR
BARCLAYCARD

SAMPLE SELECTION TO SHOW EV QUALITY & PRICE

SWITCHES
WAVECHANGE
Lorlin CK 1P12W; 2P6W; 3P4W; 4P3W 62p.
MINIATURE TOGGLES
CK: SPDT 68p: DPDT 1.05: 3PDT 2.30.
Low Cost SPDT 50p: DPDT 68p: 3PDT 1.25.
STANDARD TOGGLES
Low Cost SPST 39p: DPDT 49p.
STANDARD SCREW TERMINALS
15 amp, 8 different colours TP1 35p.
DIL SWITCHES
Low cost 4 pole 52p: 8 pole 78p.
ERG space 4 pole 1.35: 8 pole 2.06.
ERG C/O 4 pole 2.70: 8 pole 4.16.
SENSORS
SBV566 Hall effect 4.49.
KPY10 Absolute pressure 26.87.
KPY12 Relative pressure 29.51.
KSY10 Position hall effect 4.32.
KTY10 Temperature sensor 1.58.
SFH900/2 Position, opto 1.78.
K164 NTC Thermistor 6.8 ohms-470K 17
values 23p.
P2390 PTC thermistor for over-current
protection for discs 4mm to 26mm dia. P.O.A.
FERRITES
... galore! See catalogue, send your
enquiries!
CRYSTALS
1MHz, 3.6MHz, 4MHz 88p: 8MHz £1.00.
DIN 41612 CONNECTORS
96 way plug 1.93: 96 way socket 2.73.
CAPACITORS
Electrolytic in a huge range from small to large.
CHOKES
0.1µH to 33µH 33p: 47-680µH 36p.
1mH to 4.7mH 39p.
PANEL METERS (51 × 45mm)
50µA, 100µA, 1mA, 5mA, 10mA, 50mA,
100mA, 500mA, 1 amp. each £4.25.
*Add 15% VAT to total value of orders
Head Office & Mail Order
28 St Judes Road, Englefield Green, Egham,
Surrey TW20 0HB.
Phone: 0784 33603. Telex: 264475.
NORTH
680 Burnage Lane, Manchester M19 1NA.
Phone: 061 432 4945.
SHOP HOURS: 9-5.30; Sat. 1.30

COMMUNICATION CENTRE OF THE NORTH

The largest range of communications equipment
available in the North. Full range of receivers,
transceivers, antennas, power supplies, meters.
Ali tubing – wall brackets – rotators – insulators.

We are the original amateur radio suppliers in the North
West with 20 years experience in all types of equipment.

Wide range of Base, Mobile, Antennas for all applications.
Full range of equipment on display. Guaranteed after
sales service.

Stockists also for Tonna, Welz, G.Whips, Jaybeam, RSGB
Publications, Diawa, Microwave Modules, Kenpro Rotators,
Diamond Antennas.

RECEIVERS
TRIO R2000 Solid State Receiver £565.00
Wide Band Scanning Receiver AR2002,
25-550 MHz AM-FM + 800 to 1300 MHz £487.00
R532 Airband Receiver £224.00
R537S Hand Held Airband Receiver £69.50
NRD525 Solid State General Coverage
Receiver £1,195.00
AT1000 SWL Antenna Tuning Unit £69.50
Please send SAE for full information and up-to-date prices
as these fluctuate to change in sterling rates.
For the caller a wide range of Aluminium Tubing, Clamps,
etc. at competitive prices, i.e. 12' × 2" Ali Tubing £9.00.

Full range of RSGB and ARRL publications in stock.
Part Exchanges welcome. Second hand lists daily.
Send S.A.E. for details of any equipment.
HP terms. Access/Barclaycard facilities.
Open 6 days a week. 24 Hour Mail Order Service.

Goods normally despatched by return of post.

Phone 0942-676790.

STEPHENS JAMES LTD.
47 WARRINGTON ROAD,
LEIGH, LANCs. WN7 3EA.

AMATEUR ELECTRONICS UK

G6XBH
G1RAS
G8UUS

R.A.S. (Nottingham)
Radio Amateur Supplies
Tel: 0602 280267



Visit your Local Emporium

Large selection of New/Used Equipment on Show

AGENTS FOR:

F.D.K.
AZDEN
ICOM
YAESU
ALINCO
KEMPRO

ACCESSORIES:

Welz Range
Microwave Modules
Adonis Mics
Mutek Pre-Amps
Barenco Mast Supports
DRAE Products
BNOS Linears & P.S.U.'s

AGENTS FOR CELLNET AND VODAFONE RADIOS

AERIALS, Tonna, Halbar, New Diamond Range of Mobile Whips, Jaybeam

BRING YOUR S/H EQUIPMENT IN FOR SALE

JUST GIVE US A RING

Monday: CLOSED Tuesday-Saturday: 10.00am to 5.00pm

3 Farndon Green, Wollaton Park, Nottingham NG8 1OU
Off Ring Rd., between A52 (Derby Road) & A609 (Ilkeston Road)

HEDLEY'S

ELECTRIC WINCHES AND TELESCOPIC MASTS

ELECTRIC WINCH

REPLACES MOST HAND WINCHES. 240 VOLT, WORKS UP TO 60 FOOT MASTS. QUALITY UNIT **£325.00**

TELESCOPIC MAST

3 SECTION STEEL BOX, EXTENDS TO 33 FEET (36 FEET WITH HEAD UNIT) **£225.00**

HEAD UNIT **£ 28.00**

**Hedley's, 66 Malvern Gardens, Lobley Hill,
Gateshead, NE11 9LJ.
Tel: 091-460 9411**

RTTY TUNING MADE EASY

Now you can easily tune in RTTY signals using the latest kit from Kimaski. This unit will enable you to quickly and easily tune into RTTY transmissions using the 16 LED bargraph.

The TUNICATOR is adjustable so that it can be used to display most common forms of audio type signal and as there is adjustment for the base reference frequency as well as a frequency span control the TUNICATOR can be made to readout narrow (170Hz) as well as wide (850Hz) RTTY shifts all in one go.

The TUNICATOR may be used either horizontally or vertically because of its novel display mode.

The TUNICATOR accepts audio signals straight into the converter PCB and can therefore be used with any existing terminal unit or even with 'no-interface' computer programs.

The TUNICATOR is available in kit form and costs £29.95 + 50p P&P.

Other Kimaski kits include a CW filter which is ideal for use with direct conversion type receivers and a 555 timer tester, ideal for testing all those 555s lying in the junk box, this project also includes a tested 555!

Kimaski Kits are available from...

Kimaski

TECHNOLOGY

39 Stafford Street, Gillingham, Kent ME7 5EN
Tel: Medway (0634) 570441

NEW

BBC LOCATOR AND WORLD MAP

This program displays a world map with daylight and darkness zones updated every few minutes and realtime clock.

Accepts an input of lat & long, QTH or Maidenhead locator, NGR or one of nearly 250 world-wide placenames.

Prints distance, bearing, VHF contest score (50km rings), reciprocal bearing and, for distances over 16000km, the long path distance and bearings. It marks the distant station on the map and draws the great circle to it. Converts locators and NGR to lat & long, and lat & long to Maidenhead locator.

Tape £7. For other computers we have our original locator program (no map) at the same price.

TX-3 RTTY/CW/ASCII

TRANSCIVE PROGRAM

This is a really top-class program with almost every feature you could imagine. Full details are in the previous two adverts. It doesn't need an expensive T.U. (though it works superbly with one). For **BBC-B** and **CBM64**, tape £20. If you already have our RTTY/CW transceive program, return it with your order for a £10 discount.

TIF1 INTERFACE

Specially designed to reduce computer noise, this has 2-stage switchable filters on receive and outputs for MIC, PTT and KEY on transmit. Kit £15 (assembled and tested PCB + connectors and cables but not MIC connector or box), complete assembled, boxed with all connections £25 (state rig). Using more than 1 rig? No problem, state extra rigs and add £3 for each.

For the listener we have the RX-4 MULTIMODE RECEIVE PROGRAM

Lots of features and performance for receiving RTTY, CW, SSTV, AMTOR. **Spectrum** needs no hardware, **BBC-B**, **CBM64** and **VIC20** use TIF1 or a TU on RTTY and CW. Tape £25.

All our BBC-B and CBM64 programs are also available on **disc at £2 extra**. (BBC: state 40/80 track).

Prices include VAT and p&p, 1st Class inland, airmail overseas, normally by return. Eire, C.I., BFPO deduct 13%.



technical software (PW)

Fron, Upper Llandwrog, Caernarfon, Gwynedd LL54 7RF.
Tel. 0286 881886



PW REVIEW


A Beginners' Modem for RTTY

I have had the opportunity to review a MODEM made by ICS Electronics Ltd. of Arundel, West Sussex. This unit is suitable for those who already have a BBC, Commodore CBM64 or VIC20 computer, and who do not want to indulge in expensive and complicated apparatus in order to receive and transmit RTTY.

However, don't think that this unit is by any means skimped. In fact, it utilises the purpose designed XR2211 phase locked loop demodulator (as is used in its much more expensive brother the AMT-2), and there are no less than five i.c.s and six transistors used in the circuitry.

The complete circuit is shown in Fig. 1. Let me point out here that, although this review will refer to RTTY only—because the software at present available from ICS for the BBC computer only allows for RTTY transmit and receive and c.w. transmit—if you possess either a CBM64 or VIC20, then the MODEM can, without any modification, receive and transmit AMTOR, c.w. and ASCII in addition to RTTY. This makes the unit comparable to the AMT-2. It will be seen that it is a very versatile piece of equipment.

The unit is assembled on a glass-fibre p.c.b. and is enclosed within a screen-printed steel enclosure measuring 180 x 90 x 50mm. It is attractively styled with the top and sides in battle-ship grey crackle finish enamel and the



Ken Michaelson G3RDG gives us a user's review of a versatile unit from ICS.

front and back panels in matt black with white lettering. There are four push-on/push-off switches on the back panel and four sockets of different types together with a hole to reach the pre-set potentiometer for the adjustment of the audio output. The sockets are: POWER IN, TRANSCIVER IN, TTL INPUT from computer and RS232 INPUT from computer (a choice).

The front panel only shows two l.e.d.s, a red one indicating POWER ON and a green one, TUNING. Although on the first impression a small green l.e.d. seems very little to use as a tuning indicator, in practice it is relatively simple to tune in most stations by its use. In the RTTY mode, the idea is to get the l.e.d. flashing in sympathy with

the incoming signal, and provided that the signal is of reasonable strength this can be done without difficulty.

The unit has to be supplied with 12/15V d.c. at 150mA. The input audio voltage is 50mV peak-to-peak (minimum) and the output audio voltage 0–200mV r.m.s. (adjustable by a pre-set potentiometer accessed through the hole in the centre of the back panel). The tone frequencies are the WARC latest tones for narrow shift, that is: Mark—1445Hz and Space—1275Hz. The wide shift, suitable for commercial stations, uses different frequencies: Mark—1300Hz and Space 2100Hz. Both 425Hz and 850Hz shift transmissions can be received in the WIDE mode. The manufacturers state that other tones are available to special order. The maximum data rates that can be handled by the unit are: 110 baud in NARROW shift and 1200 baud in the WIDE shift.

There was no difficulty in making the necessary connections between the rig, computer and MODEM as clear instructions are given in the *Owners Manual*. There are also precise details, together with the necessary circuitry, for using an f.m. transceiver in the side-band ASCII mode. Information is also given for the tuning adjustment of the RM-1, even to the extent of allowing the user to alter the unit to operate on another tone standard.

The EPROM which contains the program, written by Peter Harris G3WHO, is very sophisticated and has many facilities—there is only space here to mention a few. It has "split screen" operation with "type-ahead", pre-programmed messages (RY, CQ de..., AR, PSE K, etc.), six user

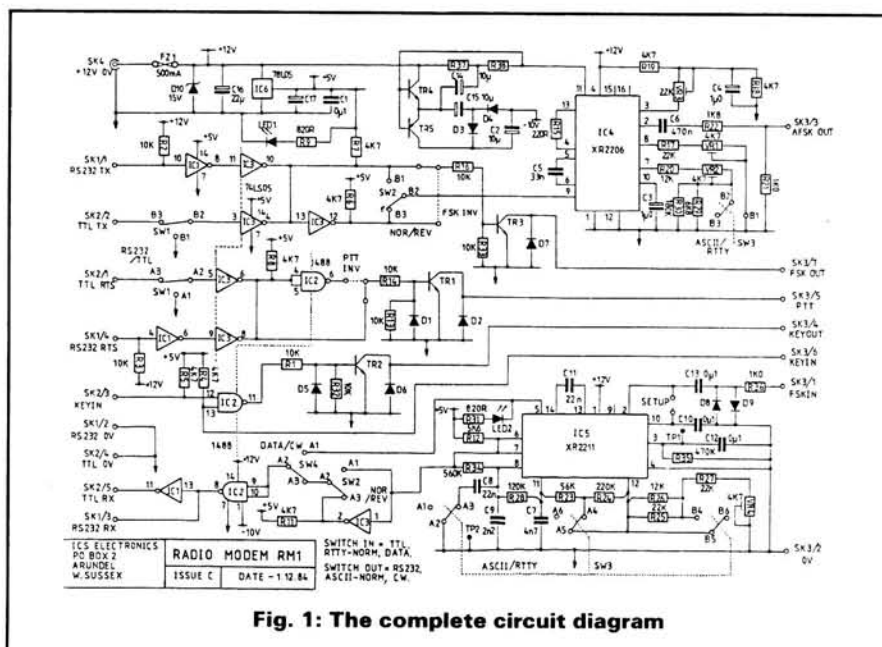


Fig. 1: The complete circuit diagram

The program is initiated by the command `*RTTY<return>`. It then asks you for your callsign and the time before proceeding. By pressing options 1, 2 or 3, the split screen will appear. Options 1 or 2 allow for 50 or 45-45 baud speed respectively. Option 3 allows you to set any baud speed between 10 and 100 baud.

Having given a general picture of the various facilities of the program on the EPROM, the next thing is to insert the EPROM in the Beeb. This should be done with care, first switching off the computer. The EPROM plugs into one of the spare 28-pin sockets at the right-hand side of the computer near the front, making sure that the notch is towards the back of the computer. Once you are satisfied that the EPROM is plugged in correctly, then put everything back and switch on the Beeb. It should emit a "beep". If this does not happen, check all the instructions particularly taking care that the EPROM is firmly seated on its socket. In my case, there was no trouble and typing *HELP<return> listed all the ROMs present including RTTY.

Now, the next step was to commence operation. Typing `*RTTY<return>` brought the program on the screen and being asked I inserted my callsign followed by the time in hours, minutes and seconds. That complete, the MENU appeared with the 10 choices. As mentioned previously, options 1, 2 and 3 refer to the baud speeds, and since I was going to attempt to have a contact with another amateur I required the 4545 baud on option 2.

Pressing 2 brought the split screen on the display. This is in the 80 column mode and it should be pointed out that if a normal TV set is being used for a monitor, the text will not be all that clear. This is due to the fact that the resolution of a normal TV set is not really good enough for an 80 column display. I use a monitor, and they can be obtained quite cheaply these days, especially if you don't want a colour one.

I was now ready, having tuned the rig to 14-090MHz, pressing first F7 (RYRYRY), then F8 (CQ de my call-sign) and F9 (AR PSE K), the text of these 3 memories appeared on the transmit (lower) part of the screen ready to be sent. The next thing was to press F0 (Shift) which put the rig into transmit. The contents of the buffer is sent and this appears on the top half of the screen, showing just what has been

[illegible]

transmitted. After one or two calls I got an answer from DL9MBZ, and a copy of that QSO is shown in Fig. 2.

It is admitted that there is a lack of filtering in this MODEM, nevertheless, since DL9MBZ was coming through at a strength of S7/8 it was possible to have a complete QSO as is shown in Fig. 2. I will say that the unit is difficult to use on the crowded h.f. bands without some sort of extra filtering, particularly at weekends.

I was able to have several more QSOs on the h.f. bands, all of which were completely satisfactory, with the aid of a Datong FL2 filter connected in the audio lead. I had a c.w. QSO, also on the 14MHz band, using the c.w. send facility, and reading the incoming signals directly. This was brought into operation by merely typing ESCAPE <return> to the MENU, and then typing 4, which brought up CW TRANSMIT on the screen, and away I went.

The next thing to do was to use the RM-1 on the v.h.f. bands. As I don't have an f.m. transceiver, it was not possible for me to try the unit on 145-300MHz f.m., but the sideband frequency of 144-600MHz could be used through my transverter. The operation on this frequency was much easier than the h.f. bands, and several interesting contacts were made. There was no trouble here to tune the unit, and since the amount of QRM was negligible it was a pleasure to use.

I have some comments to make, only small ones though, but to me they were

irritating little things. The first is that I feel there should be an ON/OFF switch on the front panel. I do not think one should have to pull a plug out of a socket in order to switch the unit off. The second comment would be the fragile method of connecting a 20-way cable to the backdrop of the unit by means of cutting away the surplus "ways" on the ribbon, and taping up the five required. It seems to me that a 20-way IDC plug and socket could have been used as is done on the other end of the ribbon making a much neater job. However, these are small points and in no way detract from the versatility of the RM-1.

All in all, it is a very satisfactory piece of equipment, and is "plug compatible" with the rest of the range produced by ICS. It therefore offers an easy upgrade path for the beginner.

The RM-1 costs £69.00 inc VAT plus £2.50 p&p. The software for the BBC (RTTY and c.w.) costs £39 plus £1 p&p and includes the cable; RTTY and c.w. software for the CBM64 and VIC20 costs £51.75 plus £1 p&p and includes the cable. If you want AM-TOR, RTTY, c.w. and ASCII for the CBM64 or VIC 20, this costs £69 plus £1 p&p and again includes the cable. The BBC software is supplied on EPROM and the CBM64 and VIC20 software is in plug-in cartridge form.

Thanks are due to **ICS Electronics Ltd., PO Box 2, Arundel, West Sussex BN18 0NX**, for the loan of the RM-1 and BBC software for the purpose of this review. **PW**

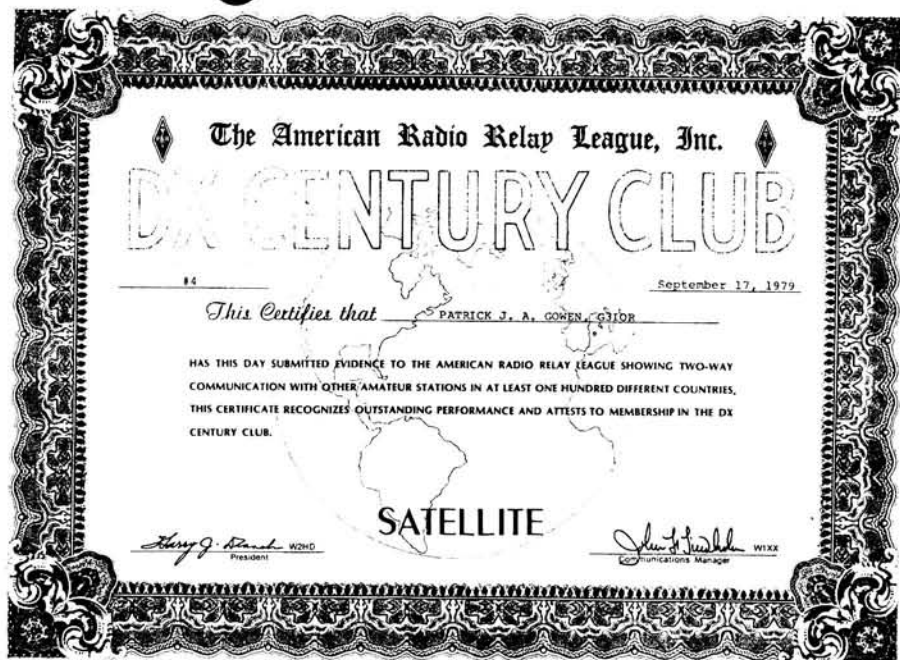
Award Chasing on Satellites

Pat Gowen G3IOR looks at one aspect of using satellites that is rapidly growing in popularity.

OSCAR Awards: Satellite users will be aware that many of the operating awards issued for confirmation of amateur-radio accomplishments do not permit the inclusion of QSOs made via satellite. Indeed, in v.h.f. contests, field days, etc. organised by the RSGB, the use of satellites is specifically prescribed. Many other award issuing authorities positively promote the use and development of these modern and advanced methods of communication by not only including satellites but also offering bonus incentives for contacts made through them.

There are two sides to the story, as whilst one is giving incentive to progress within the field of amateur radio and advanced technology by active encouragement, the result can be that indiscriminate and ruthless competition (as invariably evidenced on the h.f. bands during a contest) is brought to the satellite bands. It is far more serious on satellites, as excess power not only advances the audibility of the user, but severely depresses the signals of his logically powered competitors by placing them below the a.l.c. level cut-off point that the "alligator" has produced by his abuse. Thus, the worst points of competitive behaviour become strongly evidenced in a media where mutual tolerance and fair-sharing of the basic resource is essential for mutually fair and generally good communications. At least the ionosphere is not depleted by grossly excessive powers of indiscriminate users, and the entire band is not ruined for everyone else by QRO h.f. and v.h.f. terrestrial communications.

On the satellites, the effect of just one "alligator" can be catastrophic for every other user, and has caused your scribe to



switch off in disgust on many occasions, particularly when the offender cannot even hear the pleas to "QRP" made by those he has eliminated from the transponder.

Only one hour before writing this, 8Q7AV was called by an avalanche of stations competing for the strongest signal, continuously calling above each other on an escalating scale, to the extent that 8Q7AV's reply was attenuated well below the readability threshold of all of those who were calling him, thus depriving all of a QSO with him, and many more would be users in other parts of the attenuated pass-band.

Thus, unless a contest or an award based on using satellites has effective and practical uplink power limitations built into its rule structure, and adequate supervision provided to ensure compliance, it can be argued that any form of competitive behaviour is detrimental to good communications, expected behaviour, and to the limited power capacity of the battery of the satellite itself. It is for this latter reason that the OSCAR-10 transponder has recently had to be switched off at apogee, to give the battery a chance to recover, otherwise


DX Century Award won by G3IOR

the computer, hence the spacecraft, would be lost for all time.


Regrettably, the essentiality of stating power limitations to curb the ruthless competitive element seem to have been ignored by many of the bodies issuing the awards they have made available, and the deterioration due to this is evident.

No known awards are issued for through-satellite QSOs in the UK, but certificates, diplomas, and various "sheepskins" are available to all amateurs from several sources internationally. A list of these follows, with the basic requirements and source, and if any additional are known by any reader, the information on these would be appreciated to publish later.

The basic rule is that QSL cards must be marked so as to distinguish the fact that the QSO was by satellite. In addition to the time, date, RS/T, etc. each card should clearly state "via OSCAR-10" or "via RS-7" etc. and the frequency should be marked as uplink over downlink, e.g. "435/145MHz" or "145/29MHz", etc. If



Satellite testing in progress



Satellite receiving antenna

possible, the orbit number should be supplied, and the e.r.p. claimed, or the output power and antenna used.

The Soviet RSF hold a twice yearly international contest using the "RS" satellites, and Gold, Silver and Bronze medals are issued to the winners in each continent, with handsome "COSMOS" diplomas (Fig. 1) to all entries marked according to the degree of merit. The "R-15-R" and up awards may be claimed for satellite QSOs, with the details recorded in the various books and magazines devoted to awards, etc. A self-addressed envelope with four IRCs may be sent to the RSF at P.O. Box 88, Moscow, USSR, for the award details.

Perhaps the easiest certificate of all is that to evidence your very first OSCAR-10 QSO, where you merely have to report the details of your two-way satellite contact to the AMSAT S.C.C. Manager, P.O. Box 27, Washington D.C., 20044, USA, enclosing a s.a.e. and \$1.00 if you are an AMSAT Member (\$2.00 if not). No form is necessary, and the resulting QSL is superfluous.

AMSAT also issues the K2ZRO Memorial Station Engineering Award, to commemorate Kaz Desker, who did so much to advance satellite communications and technology. For this, you must monitor and record down the regular power reducing level transmissions made via OSCAR-10 on Mode "B" or "L", and report the content to AMSAT via WA2LQQ QTH, AMSAT ZRO Test, P.O. Box 177, Warwick, NY 10990, USA, and send \$3.30 (members) or \$5.00 (non-members) with a s.a.e. Full details are available from the same QTH giving the times and frequencies of the special transmissions that gradually reduce the power of following numeric code-groups as the broadcast continues, the top award being for perfect copy of the lowest power level transmitted in the run and the starting point the reception of the satellite beacon itself. The idea is to provide incentive to stations to improve their downlink reception capability, which in itself is a means to reduce the uplink power excesses, the possessor of a good receiving set-up being fully aware that high power is unnecessary.

The "Ten American Districts Award" with OSCAR endorsement is issued by the Lockheed E.R.C. Amateur Radio Club from W6LS, 2814 Empire Avenue, Burbank, CA 91504, USA. For this you must send \$2.00 and a s.a.e. with ten QSL cards each from a different American callsign allocation area, e.g. W (or K etc.) 1, 2, 3, 4, 5, 6, 7, 8, 9 and 0. Note that with the present chaos of having KJ6s in Florida, W5s in New York, and the like, some close in-



spection is needed to assure that the actual districts are covered rather than the expected callsign allocation!

The ARRL, at 225 Main Street, Newington, CT 06111, USA, produce four awards specifically for satellite QSOs. The "WAC" (Worked All Continents) is issued for proof of contact (i.e. QSL cards) made with each of the six major continents, eg. Africa, Asia, Europe, North America, South America and Oceania. (Antarctica is not required). This award was made to a very few stations who were able to achieve this using the Phase II circular orbit satellites, but is now rather degraded as it is offered for Phase III (OSCAR-10) contacts, and is hence now very easily won. No fee is required outside North America (stations there must be ARRL Members) but return postage must be included to cover the award and the return of the QSL cards (\$3.00 should suffice unless registration or insurance is requested). Remember to request "satellite endorsement" with your request.

The Satellite DX Achievement Award (Fig. 2) known as the "DX-1000", also comes from ARRL. For this, you must accumulate 1000 points, made up as 10 points each new station, 50 each DXCC listed country, and 250 each new continent. (Your very first QSO thus merits 310 points, being one of each!). Again, the same rules apply, QSLs, return postage, etc, but no actual fee is needed. If you wish to apply for this certificate, write to ARRL with 2 IRCs and a s.a.e. and ask for form CD-206, to send completed with your QSLs.

ARRL also offer "WAS" or the Worked All States award, and the form and full rules for this should be pre-requested from the American Radio Relay League. Any or all satellites may be used to work a station from each of the 50 American States, which include KL7 and KH6. This was once impossible from Europe, as Hawaii was far out of range, but now many KH6 stations

are active via OSCAR-10 and well in range.

If you wish to attest to working one hundred countries via satellite, then ask ARRL for forms CD-164 and 253, with IRCs and a s.a.e. You will need to have 100 cards each from a separate DXCC listed country to qualify for "Satellite DXCC" (Fig. 3). This award is now also devalued from its original, as it was once nigh impossible with the earlier lower orbit satellites without having to resort to rare occurrences of Es and sub-horizon F2 ducting, but is now easily attainable by anyone on OSCAR-10.

The North Alberta UHF Society, via Chairman Ray Nadeau VE6SF, P.O. Box 52, Barrhead, Alberta T0G 0E0, Canada, issue the "VE Satellite Award" (Fig. 4) for contacting just four Canadian call areas, e.g. VE1, 2, 5 and 6, if you are outside North America. If you are inside, then you will need eight areas from the series, VE1, 2, 3, 4, 5, 6, 7, 8, VO1, VO2 and VY1. Just send four IRCs with your QSL cards and request to Ray, but add enough to send them back by registered mail if your cards are valued.

AMSAT itself sponsors three levels of award, viz. the "AMSAT OSCAR Award", "The OSCAR Sexagesimal Award" (Fig. 5) and the "OSCAR Century Award" (Fig. 6). They are for confirmed evidence of having worked 20, 60 or 80 respectively qualifying QSOs via satellite. A qualifying card is either a different American State, Canadian call area, or DXCC country, or a compound of all or any. Thus you have a mixture of geographically defined areas that all make up your score to the number required. Endorsements in steps of ten are available between each level on request. Send \$3.50 per award if you are an AMSAT member, or \$5.00 if you are not, with your QSL cards, enough IRCs for return postage (or an extra \$2.00) to the AMSAT Awards Manager at the Washington QTH given earlier.

CQ Magazine, 76 North Broadway, Hicksville, NY 11801, USA, issue the "CQ CW DX Award" and the "CQ SSB DX Award" with an endorsement for satellite contacts. The basic award is for 100 countries, the endorsement comes for 50 countries confirmed by satellite, specifically on c.w. or s.s.b. The rules, requirements and fee required will be sent by CQ for a s.a.e. and 3 IRCs.

These form the basis of the main awards known to be available, but there could be a number of regional awards generally unknown, and any information on these would be appreciated. It is also likely that new awards will come about in time, of which we shall try to keep you informed so that your shack walls are well dressed.



More awards collected by G310R

**NEW
TITLES NOW
IN STOCK**

Practical Wireless BOOK SERVICE

The books listed have been selected as being of special interest to our readers.
They are supplied from our editorial address direct to your door.

DATA & REFERENCE

DIGITAL IC EQUIVALENTS AND PIN CONNECTIONS

A. Michaels

Shows equivalents and pin connections of a popular selection of European, American and Japanese digital i.c.s. Also includes details of packaging, families, functions, manufacturer and country of origin.

256 pages

Order code BP140

O/S

LINEAR IC EQUIVALENTS AND PIN CONNECTIONS

A. Michaels

Shows equivalents and pin connections of a popular selection of European, American and Japanese linear i.c.s. Also includes details of functions, manufacturer and country of origin.

320 pages

Order code BP141

O/S

INTERNATIONAL TRANSISTOR EQUIVALENTS GUIDE

A. Michaels

Helps the reader to find possible substitutes for a popular selection of European, American and Japanese transistors. Also shows material type, polarity, manufacturer and use.

320 pages

Order code BP85

£2.95

INTERNATIONAL DIODE EQUIVALENTS GUIDE

A. Michaels

Designed to help the user in finding possible substitutes for a large selection of the many different types of semiconductor diodes that are available. Besides simple rectifier diodes, also included are Zener diodes, i.e.d.s, diacs, triacs, thyristors, o.c.i.s, photo and display diodes

144 pages

Order code BP108

£2.25

NEWNES RADIO AND ELECTRONICS ENGINEER'S POCKET BOOK

Keith Brindley

This 16th edition gives a wealth of useful data covering many abbreviations, codes, symbols, frequency bands and allocations, UK broadcasting stations, transistors, diodes and i.c.s, time, components, and much more.

170 pages

Order Code HN01

(Hardback) £5.50

PROJECT CONSTRUCTION

HOW TO DESIGN AND MAKE YOUR OWN P.C.B.s

R. A. Penfold

Chapter 1 deals with the simple methods of copying printed circuit board designs from magazines and books and covers all aspects of simple p.c.b. construction as comprehensively as possible.

Chapter 2 covers photographic methods of producing p.c.b.s and Chapter 3 deals with most aspects of designing your own printed circuit board layouts.

80 pages

Order code BP121

£1.95

INTRODUCING QRP

Collected Articles from PW 1983-1985

An introduction to low-power transmission, including constructional details of designs by Rev. George Dobbs G3RJV for transmitters and transceivers from Top Band to 14MHz, and test equipment by Tony Smith G4FAL.

64 pages

Order Code QRP

£1.50

PRACTICAL POWER SUPPLIES

Collected Articles from PW 1978-1985

Characteristic features of batteries, transformers, rectifiers, fuses and heatinks, plus practical designs for a wide variety of mains-driven power supplies, from a small battery eliminator to the PW "Marchwood", a fully stabilised and protected unit giving a nominal 12V d.c. output at up to 30 amps continuous.

48 pages

Order Code PPS

£1.25

RADIO

COMMUNICATION

(Elements of Electronics—Book 5)

F. A. Wilson

Looking at electronics fundamentals over the whole of the communication scene, this book aims to teach the important elements of each branch of the subject in an interesting and practical style. Line, microwave, submarine, satellite, digital multiplex, radio and telegraphy systems are covered, without getting involved in the more complicated theory or mathematics.

This is not an expert's book, neither is it for those looking for the easy way—it aims to leave the reader knowledgeable and with a good technical understanding of this extensive subject.

256 pages

Order code BP89

£2.95

AN INTRODUCTION TO RADIO DXING

R. A. Penfold

Anyone can switch on a short-wave receiver and play with the controls until they pick up something, but to find a particular station, country or type of broadcast and to receive it as clearly as possible requires a little more skill and knowledge. The object of this book is to help the reader do just that, which in essence is the fascinating hobby of radio DXing.

112 pages

Order code BP91

£1.95

INTERNATIONAL RADIO STATIONS GUIDE

Completely revised and updated in 1985, this book is an invaluable aid in helping all those who have a radio receiver to obtain the maximum entertainment value and enjoyment from their sets.

Clearly shown are the station site, country, frequency and/or wavelength, and the effective radiated power of the transmitter. The book covers Europe, the Near East and N. Africa, the USA, Canada, Latin America and the Caribbean, plus short-wave stations worldwide. There is also a list of English language broadcasts.

128 pages

Order code BP155

£2.95

QUESTIONS & ANSWERS

AMATEUR RADIO

F. C. Judd G2BCX

Revised in 1986, this little book tells how amateur radio developed and what it has to offer. It then describes the form of the Radio Amateurs' Examination and Licence, the technology, equipment, antennas, operating procedure and codes used by amateurs, rounding off with a chapter on radio wave propagation and an appendix of useful information.

122 pages

Order Code HN02

£2.95

QUESTIONS & ANSWERS RADIO

Eugene Trundle

This book describes for the beginner, in simple question and answer format, the basics of electrical theory, radio and semiconductors, then looks at radio receivers, CB and amateur radio, and test equipment.

110 pages

Order Code HN03

£2.95

FOUNDATIONS OF WIRELESS AND ELECTRONICS (10th Edition)

M. G. Scroggie and S. W. Amos

For the serious student, this latest edition of a famous volume covers d.c. and a.c. circuits, inductance, capacitance, tuned circuits and selectivity, valves, semiconductors, transmission lines, antennas, radiation, oscillation, modulation, detection, amplification, superhet receivers, cathode ray tubes, waveform generators and switches, computers and power supplies. Useful appendices on algebra, graphs, technical terms, symbols, abbreviations and decibels complete the book.

551 pages

Order Code HN04

£8.95

PASSPORT TO AMATEUR RADIO

Reprinted from PW 1981-1982

Many thousands of successful RAE candidates have used this series, written by John Thornton-Lawrence GW3JGA, as an aid to their studies. Reprinted here along with a collection of other useful articles for students of amateur radio.

96 pages

Order Code PPAR

£1.50

INTRODUCING MORSE

Collected Articles from PW 1982-1985

This collection of articles looks at ways of learning the Morse Code, followed by constructional details of a variety of keys including lambic, Triambic, and an Electronic Bug with a 528-bit memory.

48 pages

Order Code MORSE

£1.25

INTRODUCING RTTY

Collected Articles from PW 1980-1983

A series of articles by Jeff Maynard G4EJA explains what RTTY is, and describes various methods of generating and decoding it. Then follows constructional details of how to use a Sinclair 16K ZX81 as a simple and inexpensive way of getting going on RTTY. Definitely not a state-of-the-art system, but enough to let you find out whether the mode appeals to you, without first spending a fortune.

33 pages

Order Code RTTY

£1.00

ANTENNAS (AERIALS)

AERIAL PROJECTS

R. A. Penfold

The performance of any receiver will ultimately depend on the aerial to which it is connected. This book considers practical designs including active, loop and ferrite aerials which give good performance and are relatively simple and inexpensive to build. The complex theory and mathematics of the subject have been avoided.

Also included are constructional details of accessories including a preselector, attenuator, filters and a tuning unit.

96 pages

Order code BP105

£1.95

SIMPLE AMATEUR BAND AERIALS

E. M. Noll

This concise book describes how to build 25 simple and inexpensive aerials, ranging from a simple dipole through beam and triangle designs to a mini-rhombic made from four TV masts and about 120 metres of wire.

Tables of dimensions are given to design aerials for specific spot frequencies, including the WARC bands.

80 pages

Order code BP125

£1.95

25 SIMPLE SHORT WAVE BROADCAST BAND AERIALS

E. M. Noll

Fortunately good aerials can be erected at low cost, and for a small fraction of the cost of your receiving

equipment. This book describes 25 different aerials, ranging from a simple dipole through helical designs to a multi-band umbrella.

80 pages

Order code BP132

£1.95

25 SIMPLE INDOOR AND WINDOW AERIALS

E. M. Noll

Written for people who live in flats or have no gardens, or who have other space-limiting restrictions which prevent them from constructing a conventional aerial system. The 25 aerials included in this book give surprisingly good results considering their limited dimensions.

64 pages

Order code BP136

£1.75

25 SIMPLE TROPICAL AND MW BAND AERIALS

E. M. Noll

Shows you how to build 25 simple and inexpensive aerials for operation on the medium wave broadcast band and on the 60, 75, 90 and 120 metre Tropical bands. Designs for the 49 metre band are included as well.

64 pages

Order code BP145

£1.75

OUT OF THIN AIR

Collected Antenna Articles from PW 1977-1980

Including such favourites as the ZL Special and "2BCX 16-element beams for 2m, and the famous "Slim Jim", designed by Fred Judd G2BCX. Also features systems for Top Band, medium wave/long wave loop designs and a v.h.f. direction finding loop. Plus items on propagation, accessories and antenna design.

80 pages

Order Code OOTA

£1.25

WIRES & WAVES

Collected Antenna Articles from PW 1980-1984

Antenna and propagation theory, including NBS Yagi design data, and constructional details on a variety of antennas from medium waves to microwaves, plus accessories such as a.t.u.s., s.w.r. and power meters, and a noise bridge. Advice on tracing and curing interference both to and from TV receivers.

160 pages

Order Code W & W

£3.00

AUDIO FREQUENCIES

AUDIO

(Elements of Electronics—Book 6)

F. A. Wilson

This book studies sound and hearing, and examines the operation of microphones, loudspeakers, amplifiers, oscillators, and both disc and magnetic recording. Intended to give the reader a good understanding of the subject without getting involved in the more complicated theory and mathematics.

320 pages

Order code BP111

£3.50

THEORY & CALCULATIONS

PRACTICAL ELECTRONICS

CALCULATIONS

AND FORMULAE

F. A. Wilson

A book for the workbench, covering units and constants, d.c. and a.c. theory, passive components, networks, theorems and measurements. Its aim is to bridge the gap between complicated theory and the "cut-and-try" methods which may bring success in design but leave the experimenter unfulfilled.

Tedious higher mathematics have been avoided where possible. Instead there is a strong practical bias with many tables included to save calculation whilst giving greater intimacy with the design process.

256 pages

Order code BP53

£2.95

THE SIMPLE ELECTRONIC CIRCUIT AND COMPONENTS

(Elements of Electronics—Book 1)

F. A. Wilson

The first book to appear in this excellent series which aims to fill the divide between the simpler basic textbook and the more advanced treatise steeped in higher mathematics.

This volume contains all the fundamental theory necessary to lead to a full understanding of the simple electronic circuit and its main components.

224 pages

Order code BP62

£2.95

COMPUTING

MICROPROCESSING SYSTEMS

AND CIRCUITS

(Elements of Electronics—Book 4)

F. A. Wilson

A truly comprehensive guide to the elements of micro-processing systems which really starts at the beginning. Teaches the reader the essential fundamentals that are so important for a sound understanding of a subject which is becoming ever more involved in radio systems and equipment.

256 pages

Order code BP77

£2.95

AN INTRODUCTION TO COMPUTER PERIPHERALS

J. W. Penfold

Covers such items as monitors, printers, disk drives, cassette recorders, modems, etc., explaining what they

are, how to use them and the various types and standards. Helps you to make sure that the peripherals you buy will work with your computer and with each other.

80 pages Order code BP170 £2.50

AN INTRODUCTION TO COMPUTER COMMUNICATIONS

R. A. Penfold

Provides details of the various types of modem and their suitability for specific applications, plus details of connecting various computers to modems, and modems to the telephone system. Also information on common networking systems and RTTY.

96 pages Order code BP177 £2.95

FAULT-FINDING

TRANSISTOR RADIO FAULT-FINDING CHART

C. E. Miller

Used properly, should enable most common faults to be traced reasonably quickly. Selecting the appropriate fault description at the head of the chart, the reader is led through a sequence of suggested checks until the fault is cleared.

635 x 455mm approx. Order code BP70 £0.95

HOW TO ORDER

O/S = Out of Stock

ARE THE VOLTAGES CORRECT?

Reprinted from PW 1982-1983

Used by many individuals and training schools in the UK and overseas, this series teaches how to use a multi-meter to check through and fault-find on electronic and radio equipment, from simple resistive dividers through circuits using diodes, transistors, integrated circuits and valves.

44 pages Order Code ATVC £1.50

QUESTIONS & ANSWERS

RADIO REPAIR

Les Lawry-Johns

Repairing radio sets can be both a frustrating and rewarding occupation. The aspiring newcomer is first led gently through each stage of a selection of typical transistorised receiver circuits, followed by a more detailed look at car radios, noisy operation, valved radios and unit audio equipment. General notes on fault-finding and lists of tools and spare parts are also included.

106 pages Order Code HN05 £2.95

OSCILLOSCOPES

HOW TO USE THEM, HOW THEY WORK

Ian Hickman

Revised and updated in 1986, this book describes oscilloscopes ranging from basic to advanced models and the accessories to go with them. It then looks at how to use oscilloscopes, and some designed for special applications. Finally, how oscilloscopes work, dealing separately with the c.r.t. and the surrounding circuitry.

124 pages Order Code HN06 £5.50

SERVICING RADIO, HI-FI AND TV EQUIPMENT

Gordon J King

Intended for the more advanced student of radio repair, this book looks first at the characteristics of semiconductor devices from diodes to digital and analogue i.c.s. Then follow methods for d.c. and signal tests. Fault-finding techniques for audio, video, r.f. and oscillator stages and their application to transistor radios and hi-fi amplifiers, and servicing practice make up the remainder of this very practical book.

205 pages Order Code HN07 £7.95

PRACTICAL HANDBOOK OF VALVE RADIO REPAIR

Chas E Miller

Despite the dominance of the "tranny" portable, many enthusiasts like to repair, restore and listen to the old valved broadcast receivers. This excellent book first describes the basic principles and development of valved radios, and then deals with practical repair work stage by stage on sets originating from the 1930s to the 60s. Appendices list intermediate frequencies used in a comprehensive list of receivers, and valve characteristic data and base connections.

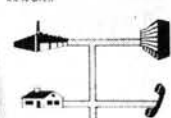
230 pages Order Code HN08 (Hardback) £15.95

International Radio Stations Guide

EDITORIAL DEPT

An Introduction to Computer Communications

R. A. PENFOLD



NEWNES RADIO and ELECTRONICS ENGINEER'S POCKET BOOK

Audio

F. A. WILSON

Digital IC Equivalents and Pin Connections

ADRIAN MICHAELS

Add 75p per order postage (overseas readers add £1.50 for surface mail postage) and send a postal order, cheque or international money order payable to PW Publishing Ltd (quoting order code and quantities) to **Practical Wireless, Enefc House, The Quay, Poole, Dorset BH15 1PP**. Payment by Access, Mastercard, Eurocard or Visa also accepted on telephone orders to Poole (0202) 678558. Books normally despatched by return of post but please allow 28 days for delivery.



0202 678558

Practical Wireless



0202 678558

PCB SERVICE

Printed circuit boards for recent PW constructional projects are now available from the PW PCB SERVICE. The boards are fabricated in 1.5mm glass-fibre, and are fully drilled and roller tinned. All prices include VAT and postage and packing for UK orders. Add £2.00 per order for despatch to overseas addresses.

Orders and remittances should be sent to: **PCB Service, Practical Wireless, Enefc House, The Quay, Poole, Dorset BH15 1PP**. Cheques should be crossed and made payable to Practical Wireless.

When ordering, please state the Project Title and Issue Month as well as the Order Code. Please print your name and address clearly in block capitals, and do not send any other correspondence with your order. You may phone your order using Access or Visa. A telephone answering machine will accept your order outside office hours.

Please allow 28 days for delivery. Always check the latest issue of PW for the current details of price and availability. Please enquire for earlier p.c.b.s.

PROJECT TITLE (Issue)	ORDER CODE	PRICE
PW Marchwood (7/83)	WR161	£3.32
Bug Key with Memory (10/84)	WR189/WR192	£10.35
PW Teme—TX (11/84)	WR196	£4.83
PW Teme—VFO/Doubler (12/84)	WA001	£3.76
PW Teme—RX (1/85)	WA002	£5.46
PW Triambic Keyer (2/85)	WAD280*	£4.26
FRG-7 BFO Mod (2/85)	WAD249	£4.00

PW Colne (4/85)	A004	£4.14
	A005	£4.08
PW Colne (5/85)	WR198	£5.01
PW Colne (6/85)	WR197	£4.97
Battery Charge Control (6/85)	WAD302	£3.94
Crystal Tester (7/85)	WR200	£3.43
Add-on BFO (8/85)	WR201	£3.42
UHF Prescaler (9/85)	WR202	£4.76
PW Meon 50MHz		
Transverter (10/85)	WR199	£8.28
Capacitance Meter (10/85)	WR203	£3.74
WQ MW Loop (11/85)	WR204	£3.45
RTTY/Morse Modem (1/86)	WR205	£6.73
	WR206	£3.78
Crystal Calibrator (1/86)	WR207	£2.90
Simple Audio Oscillator (3/86)	WR209	£5.50
RF Speech Processor (3/86)	WR208	£5.21
PW Meon Filter (4/86)	WR211	£4.04
PW Arun Parametric Filter (5/86)	WR210	£9.87
FRG-7 CIO Mod (6/86)	WR213	£3.61
Simple 50MHz Converter (9/86)	WR215	£4.86
NiCad Charger (10/86)	WR217	£3.30
Active Antenna (11/86)	WR216	£3.24
PW Taw VLF Converter (11/86)	WR222	£3.82
High Impedance MOSFET		
Voltmeter (12/86)	WR223	£3.82
Modifying the SRX-30D (12/86)	WR214	£3.99
Basic Wobulator (1/87)	WR224	£4.52

WHY NOT TREAT SOMEONE TO A WOOD & DOUGLAS IF YOU BUY KIT OR MODULE THIS CHRISTMAS

a kit or module from us the chances are it will be from the top best sellers listed below. We are pleased to say that they just sell and sell and sell . . . Shouldn't you have at least one in your shack?

70cms Modules

		Assembled	Kit
70FM05T4	500mW NBFM Transmitter	63.40	39.85
70FM05R5	NBFM Receiver	79.40	59.95
70FM10	10W Power Amplifier	56.45	45.50
70LIN3/LT	500mW Linear Amplifier	39.90	30.55
70PA2/S	RF Switched Pre-Amplifier	30.56	19.10
70PA5	GaAs FET Pre-Amplifier	23.60	14.75
TVUP2	70cms TV Converter	38.40	28.75
TVM1	70cms TV Modulator	11.60	7.25

2m Modules

144PA4	2M MOSFET Pre-Amplifier	17.20	10.75
144PA4/S	RF Switch Pre-Amplifier	31.20	19.50
144LIN25B	RF Switched 25W Linear	49.20	35.75

All prices include VAT but please add £1.00 for postage and handling. Delivery is usually from stock or within 28 days. A copy of our full list of modules and kits for practising amateurs is available for the cost of an A4 size SAE.

24cms Modules

		Assembled	Kit
1250DC50	TV Down Converter	79.95	—
1250PA2	TV Pre-Amplifier	49.95	—
1240TVT	Frequency Locked Transmitter	145.00	—
UFM01	420 MHz FMTV Exciter	41.25	28.25
VIDIF	IF Processor/Demodulator	63.75	47.60
SCT-2	Transmit Sound Modulator	16.50	—
SCR-2	Receive Sound De-Modulator	24.95	—
VD/P1	Pre-Emp/De-Emp Module	10.50	—

GENERAL ACCESSORIES

TB2	Toneburst	7.50	4.70
PT3	Piptone	8.45	5.10
MPA2	Microphone Pre-Amplifier	6.25	4.60

Unit 12-13
Youngs Industrial Estate
Aldermaston, Reading
Berkshire RG7 4PQ
Telephone: (07356) 71444 Telex: 846630

MERRY CHRISTMAS
FROM US ALL AT
WOOD & DOUGLAS
TO ALL OUR
CUSTOMERS



WOOD & DOUGLAS
VHF/UHF COMMUNICATIONS PRODUCTS



NEW FROM SONY AIR-7 MONITOR

AM 150KHz-2194KHz AM 108-136MHz
WFM 76-108MHz NFM 144-174MHz

The new Sony Air-7 is a superb new monitor having features so far unmatched in a single hand-held monitor by any other manufacturer. Its frequency coverage makes it ideal for airband, public service or marine band monitoring, plus normal domestic use. Highly sensitive, this receiver does everything you could ever desire in one package. The LCD digital display means clear frequency display even under bright illumination and the PLL circuitry ensures drift free reception. Frequency is selected by keypad entry or electronic tuning and there is provision for disabling the keyboard. 10 memories are provided for each of the 4 main ranges (40 in total) and comprehensive scanning is provided in the bands 108-174MHz. Either full band or memory scanning is possible at a rapid rate. Additionally, delays may be programmed into each memory channel, certain channels only may be scanned and any channel can be designated the "priority" channel. Accessories include BNC helical, battery cartridge shoulder strap, etc. Options available: - rechargeable battery cartridge £15.95; Mains PSU/charger £15.95.

£249

PLEASE NOTE, unlike some versions on the market, these are not "grey imports" and therefore have both the full frequency coverage and the backing of SONY UK. No other amateur radio dealer in the UK can offer you this guarantee. Be warned!

SONY 2001D + AIRBAND OPTION & AC PSU!



Angus McKenzie in Amateur Radio Magazine says "probably represents the best portable radio that one can get" and "far superior to anything that I have tried". We can only agree with his comments. It is a truly superb communications receiver that is completely portable covering 0.15-30MHz, 76-108MHz(WFM) plus 116-136MHz AM airband. We can only touch on the features here such as Synchronous detector on AM for reduced interference, Switchable USB/LSB with separate filter, 55mhz first IF for good image response; both electronic and manual tuning the latter with dual speed; signal metering, RF gain control; 32 programmable memories with scanning, search facility; 4 event timer; 24/12 hour clock, LCD readouts; mains power supply included; etc. etc. We have used this radio extensively on the office desk and it is a delight to be able to listen to the DX on 14MHz; the natters on 3.5mhz and the latest news from Radio Australia. For home use an external aerial socket is provided and under these conditions it compares well with even the most exotic receivers. In stock now!

£329

ALSO IN STOCK A.N-1 ACTIVE AERIAL KIT £49.00
CARRIAGE ON ALL ABOVE £2.50

WATERS & STANTON

JUST PUBLISHED 26-2250MHz No-Gaps! THE COMPLETE VHF/UHF FREQUENCY GUIDE

- ★ MARINE CHANNELS
- ★ CIVIL & MILITARY AIR
- ★ POLICE, FIRE, AMBULANCE
- ★ SPACE VEHICLES
- ★ HAM RADIO REPEATERS
- ★ UHF TV CHANNELS
- ★ FULL DUPLEX DETAILS
- ★ PMR
- ★ RADIOPHONES

THE COMPLETE
VHF/UHF
FREQUENCY
GUIDE



£4.95
p&p 70p

At last the only "COMPLETE" vhf/uhf frequency guide available to the UK radio enthusiast. Not just a collection of random frequencies put together in haphazard fashion but a professionally prepared and printed guide based on the very latest information available. 64 pages packed with a mass of information about this fascinating part of the frequency range. Whatever you want to know, if its between 26 and 2250mhz this guide will quickly take you to it. In fact it would be difficult to imagine any enthusiast not having a copy of this beside him! The book very clearly lays out comprehensive details of all the services that use this part of the radio spectrum with their allocations and where applicable the separate mobile and base station frequencies. It would be impossible to list everything that this publication covers but it includes the following:- All UK marine frequencies with coast station listings; civil airport and ATC frequencies; Military air including air to air and air to ground including Red Arrows; Police; Fire and Ambulance mobiles and base with duplex cross references; NASA voice channels; Russian Space spot frequencies; Weather satellites; PMR; Outside broadcast channels BBC/ITA; 2m and 70cm repeater listings; UHF TV channels; BT radiophones; new band 3 PMR allocations and much more. There is no gaps (like some publications that have attempted to copy us and then got it wrong!); every part of the spectrum is accounted for. No radio shack is complete without this invaluable guide. Send or phone today for your copy.

— OTHER TITLES —

VHF/UHF AIRBAND FREQUENCY LIST 2nd EDITION	£4.95
OCEANIC HF AIRBAND SUPPLEMENT	£2.95
WORLD RADIO TELETYPE HF FREQUENCY LIST	£3.95
AIR TRAFFIC CONTROL	£6.99
AIRBAND RADIO HANDBOOK	£4.99
WORLD RADIO AND TV HANDBOOK	£17.95
SHORTWAVE BROADCASTING GUIDE (times & frequencies)	£4.95

RETAIL & MAIL ORDER:- 18-20, Main Road, Hockley, Essex SS5 4QS.

Tel: (0702) 206835, 204965

RETAIL ONLY:- 12, North Street, Hornchurch, Essex RM11 1QX.

Tel: (04024) 44765

Visa and Access by telephone. 24 hour securicard £6.50 extra.

The operation of modern communications equipment (which can be automatically tuned to any one of a number of frequency channels) depends on the generation or synthesis of signals on a specific frequency, this determines which channel will be transmitted or received. Although it is necessary to be able to change the frequency of the synthesised signal for channel selection, it is vital that this signal should be extremely stable in frequency and have an accurate frequency value.

Nowadays, a single crystal oscillating at its resonant frequency is employed to generate a stable reference frequency and suitable circuitry is used to synthesise any other required frequency from this stable reference oscillator. The synthesised frequency has the same percentage stability as that of the crystal oscillator, but relatively complex circuitry is needed to enable

Specially dedicated integrated circuits have been developed for use in such synthesiser circuits. The NJ8820 EXP covered in this article is a very versatile device from the Plessey Semiconductors stable; it has been designed for use in both hand-held and cellular radio equipment. Although the use of this device involves more complex concepts than have been involved in most previous IC of The Month articles, this product offers many possibilities to the experienced constructor. Only the synthesiser circuitry will be discussed and not the circuits of the complete radio equipment.

The NJ8820 EXP has a number of new features which make it especially suitable for synthesiser applications where simple circuitry together with high performance is required. The device is designed for use with a separate external two-modulus pre-scaler operating at up to 1GHz. Note: A two-modulus pre-scaler divides an input frequency by one of two factors, according to the value of a control input signal. The NJ8820 EXP incorporates all of the counter and control circuitry required for pre-scaler division ratios up to 128 and 129. The device is manufactured by an i.s.o.c.m.o.s. process which not only allows it to operate at very high input frequencies, but which also results in a low current consumption compared with earlier synthesiser devices. In addition, microprocessor type control circuitry at 10MHz or more can be employed and some linear functions have been incorporated onto the i.c.

When the device is linked to a PROM

This operation is carried out whenever power is first applied to the circuit and takes no more than a few milliseconds. Alternatively, the NJ8820 EXP can be interfaced directly with most microprocessors with the option of retaining its unique programming facility.

A much simplified block diagram of a synthesiser circuit showing the voltage controlled oscillator (v.c.o.) and a phase locked loop is shown in Fig. 1. The two modulus scaler can be rapidly switched from a "divide by N" circuit to a "divide by (N+1)" unit.

The device contains the circuitry for a reference crystal oscillator, a 12-bit (scale of 4096) programmable reference divider, the digital and the sample-and-hold phase comparators already discussed, a 10-bit (scale of 1024) programmable "N" counter, a 7-bit (scale 128) programmable "A"

The image shows two pinout diagrams. The left diagram is for the DG20 IC, a 20-pin DIP package. The pins are numbered 1 to 20. The pin names are: 1: PDA, 2: PDB, 3: LD, 4: FID, 5: VSS, 6: VDD, 7: OSC IN, 8: OSC OUT, 9: D0, 10: D1, 11: D2, 12: D3, 13: ME, 14: PE, 15: D50, 16: D51, 17: D52, 18: MC, 19: RB, 20: CH. The right diagram is for the GC24 IC, a 24-pin DIP package. The pins are numbered 1 to 24. The pin names are: 1: LD, 2: PDA, 3: RB, 4: PDB, 5: CH, 6: NC, 7: D0, 8: D1, 9: D2, 10: D3, 11: ME, 12: NC, 13: OSC OUT, 14: OSC IN, 15: VDD, 16: VSS, 17: PE, 18: FID, 19: D50, 20: D51, 21: D52, 22: MC, 23: NC, 24: PI.

Practical Wireless, January 1987

counter together with the control and latch circuitry required for accepting and latching the input data. Obviously it is a very complex device, but the block diagram of Fig. 3 shows the major internal circuit blocks inside the device.

Input data is presented as eight 4-bit words in one of two modes. The data may be read from an external memory with the necessary timing signals generated internally or under external control from a suitable microprocessor.

The NJ8820 EXP is specified to operate from a supply of $5V \pm 0.5V$ between the positive pin 6 and the negative pin 5, the absolute maximum permissible supply voltages being $+10V$ and $-0.5V$. The input voltage at any pin must never exceed $0.3V$ above the potential of pin 6, nor must it fall more than $0.3V$ below that of pin 5. The current consumption will not exceed $5mA$ when the input and the oscillator frequencies are $10MHz$ and not more than $3.2mA$ when the oscillator frequency is $10MHz$ and the input frequency $6.5MHz$.

The device is specified to operate with oscillator and input frequencies of up to at least $10.6MHz$ and these two inputs should have an amplitude of at least $200mV$ r.m.s. The NJ8820 EXP is specified to operate over the temperature range $-30^{\circ}C$ to $+70^{\circ}C$.

Programming

The 20-pin dual-in-line version of the NJ8820 EXP is programmed in an internal mode (although the 24-pin i.c. carrier version provides the option of external mode programming).

The part circuit of Fig. 4 illustrated how the NJ8820 EXP may be programmed using a 74S287 PROM device; the latter supplies data to the NJ8820 EXP under control from this synthesiser i.c. Each channel is specified as twenty-eight data bits which are arranged as eight 4-bit words with four redundant bits. Two of these redundant bits are available on the data bus driving the data transfer time slot and may be used for external control purposes.

The 74S287 provides for a 32 channel capability. The pnp transistor and the by-pass capacitor used for the $5V$ supply must enable the 74S287 to become operational in an adequately short time after switching on—for example, in less than $25\mu s$ with a $10MHz$ oscillator frequency.

A positive or negative pulse on the programme enable pin will start the data read cycle which is normally done in the single shot mode. This data read cycle is generated from a programme clock at $1/64$ th of the reference oscillator frequency. A memory enable signal is supplied to allow power-down of the memory when it is not in use. The data select outputs stay in a high-impedance state when the program cycle is completed so as to allow the address bus to be used for other functions if required.

The data map is shown in Table 1 and the data read cycles and timing diagrams in Figs. 5 and 6. Data is latched internally during the shaded parts of the programme cycle and all data is transferred to the counters for latching during the data transfer time slot.

Alternatively, the program enable pin 14 may be connected to the negative supply pin 5, in which case the data read cycle will repeat itself in a cyclic manner so as to allow continuous updating of the program information. Operation in this mode results in the memory i.c. being enabled continuously with pin 13 of the NJ8820 EXP low and the data and read cycle will be repeated every sixteen cycles of the internal program clock, namely each $1024/f_{osc}$ seconds.

Switch On

When the power is first applied to the circuit of Fig. 4, the data read cycle is automatically initiated so as to make it unnecessary to provide a pulse enable signal to pin 14. As the power supply voltage rises above a threshold value of about $1.5V$, there is an internally generated delay to allow the supply voltage to rise to its normal value, and the circuit is then pro-

WORD	DS2	DS1	DS0	D3	D2	D1	D0
1	0	0	0	N1	N0	-	-
2	0	0	1	N5	N4	N3	N2
3	0	1	0	N9	N8	N7	N6
4	0	1	1	A3	A2	A1	A0
5	1	0	0	-	A6	A5	A4
6	1	0	1	R3	R2	R1	R0
7	1	1	0	R7	R6	R5	R4
8	1	1	1	-	R10	R9	R8

Table 1

grammed in the normal way. The delay is obtained by the counting of oscillator pulses and therefore its value depends on the resonant frequency of the crystal employed. The delay is equal to the time taken by 53 248 cycles of the reference oscillator corresponding to about $5ms$ at $10MHz$.

Practical Circuit

The circuit of Fig. 7 shows how the NJ8820 EXP can be employed for operation at the frequencies of up to $520MHz$, it can be seen that this circuit incorporates the circuit of Fig. 4. It can be used in equipment requiring up to 32 channels of operation, the supply current required being typically $12mA$ (maximum $17mA$) at the maximum frequency of $520MHz$ excluding the current required by the v.c.o.

Plessey Semiconductors state that, with careful construction, the Fig. 7

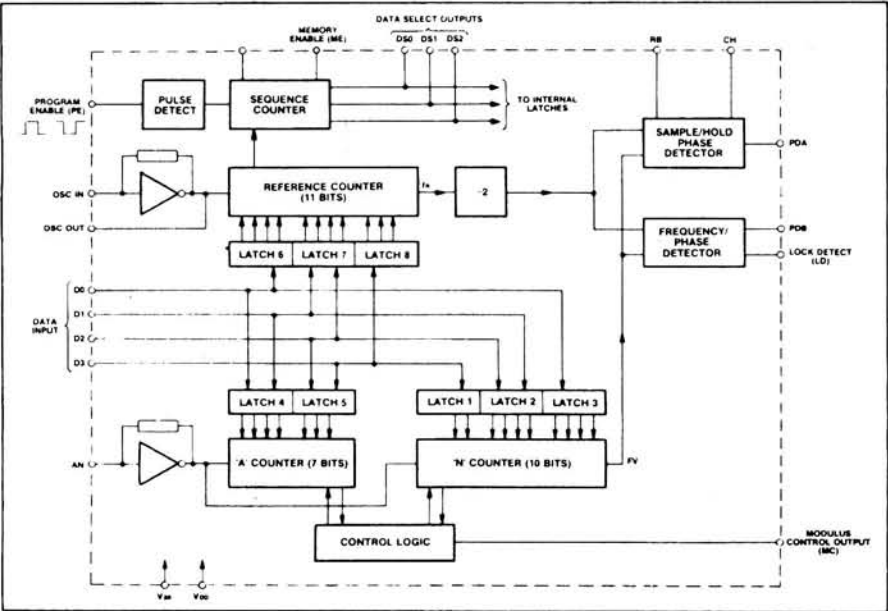


Fig. 3: Block diagram of the internal circuit of the NJ8820 EXP

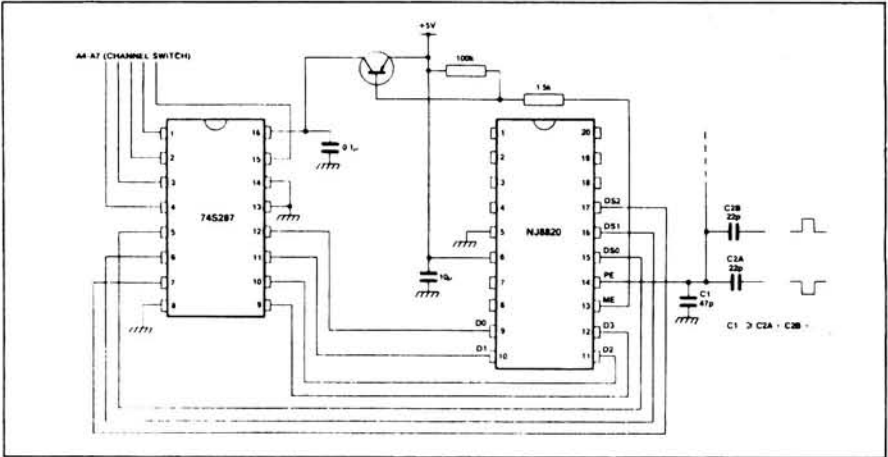


Fig. 4: Part circuit showing connections to a 74S287 for programming the NJ8820 EXP

circuit is capable of providing side-band attenuation in excess of 90dB with lock times of only a few milliseconds for a 1MHz frequency step.

The SP8719

The SP8719 device used in the circuit of Fig. 7 is a 720MHz ultra low current two-modulus divider manufactured by Plessey Semiconductors. The connections to this 8-pin dual-in-line device are shown in Fig. 8.

This SP8719 device operates from a supply of $5.2V \pm 0.25V$, the absolute maximum supply voltage being quoted as 8V. Typical supply current is 10mA. The signal clock inputs are internally biased by the internal circuitry, so the inputs must be capacitively coupled to prevent the bias voltage from being affected. The absolute maximum clock input voltage is 2.5V peak-to-peak.

The SP8719 divides the input frequency applied to pin 6 by a factor of either 80 or 81. When the control input voltage to pin 1 is "high" (typically 8V), the factor is 80, whereas when the pin 1 voltage is "low" (typically 1.8V), the factor is 81. The control input current is under 0.5mA.

The SP8716 is a device with similar specifications, but with division factors of 40 and 41. Similarly the SP8718 provides factors of 64 and 65.

All three devices are specified for operation up to 520MHz with input voltages in the range 100 to 280mV peak-to-peak. Although the devices are able to function down to zero frequency, the input slew rate must be at least 100V/ μ s. A minimum sine wave frequency of 30MHz with input voltages of 400mV to 800mV is therefore specified.

If no input signal is present, the devices will self-oscillate, but this may be prevented by connecting a 15k Ω resistor from one input to ground (pin 4). However, this will reduce the sensitivity.

The output stage of these devices has been optimised for driving c.m.o.s. devices and is not suitable for driving t.t.l. i.c.s. External pull-up resistors must not be used, nor circuitry other than the connection to the input of the c.m.o.s. device to be fed.

The set up and release times of these devices are quoted as 10ns minimum with a 10pF load. The set up time is the minimum time which can elapse between a change from "low" to "high" clock pulse transition to ensure that the lower division factor is obtained. The release time is the minimum time for a change in the opposite direction defined in a similar way to produce the higher division factor.

Component Selection

The phase comparator gain of the NJ8820 EXP is programmable with an external resistor, R_s , connected between pin 19 and ground. The value of this resistor should be selected so as

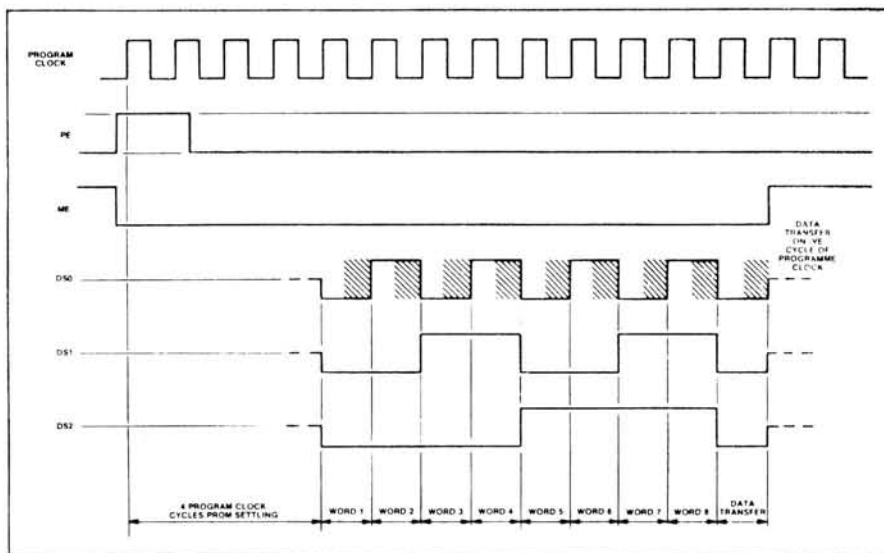


Fig. 5: Data selection pulses

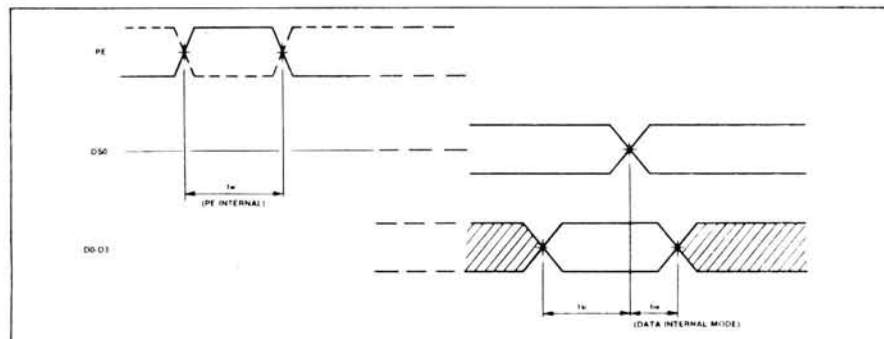


Fig. 6: Timing diagram

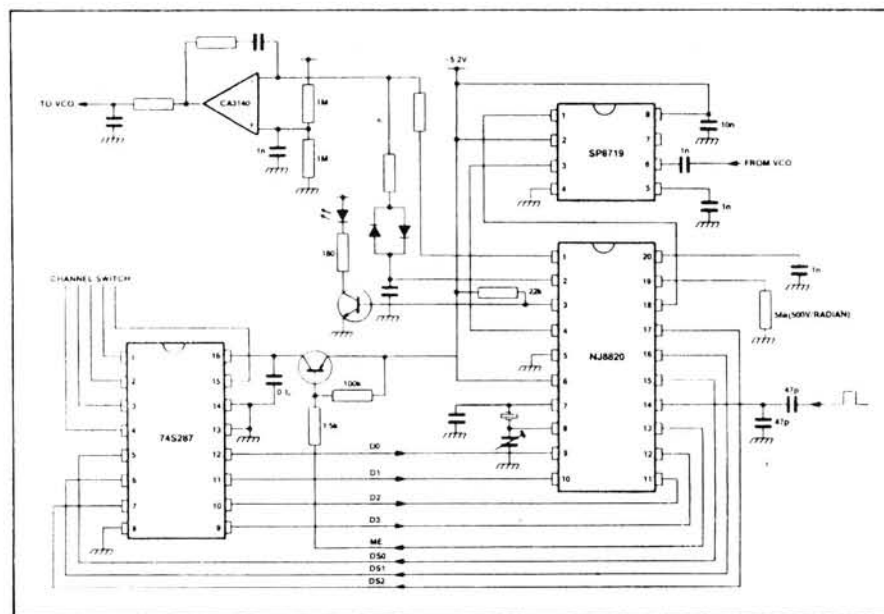


Fig. 7: A synthesiser circuit for use at frequencies up to 520MHz

to provide the gain required for the particular reference frequency employed.

Typically:

$$\text{Gain} = \frac{10(V_{DD} - V_{SS} - 0.65)}{2 \times 50 \times 10^{-12} \times R_B \times f_r} \text{ V/radian}$$

where f_r is the reference oscillator frequency. Thus, as indicated in Fig. 9, R_B may have a value of 47k Ω to provide a gain of 250V/radian at 10kHz.

Certain frequency limitations must be observed, namely:

(i) The maximum frequency divided by the division factor of the pre-scaler must be less than 10.6MHz. For example, if the Fig. 7 circuit is operated at the maximum frequency of 520MHz with the SP8719, $520/80 = 6.5$ MHz. However, a SP8716 should not be substituted for the SP8719, since $520/40 = 13$ MHz.

(ii) The minimum frequency is equal to the square of the pre-scaler division factor multiplied by the reference oscillator frequency.

(iii) If the clock to modulus control

propagation delay is t_{cm} ,

$t_{cm} + t_r + t_b$ must exceed 95ns

where t_r is the release time and t_b is the set-up time of the pre-scaler, as defined previously.

If the pre-scaler factor is 80 and the maximum frequency 520MHz,

$$t_{cm} = 80/520\mu s = 154ns$$

Thus $t_{cm} + t_r + t_b$

$$= 154 + 10 + 10$$

$$= 174ns$$

Conclusion

The NJ8820 EXP obviously offers many facilities to the serious experimenter who is able to develop circuits of moderate complexity. It should simplify equipment for use in the 430MHz band.

Device Pinning

Pin 1 Phase Detector A. Analogue output from the sample and hold phase comparator. This output is employed as a "fine" error signal, but is linear only over a narrow phase window determined by the gain programmed by R_b .

Pin 2 Phase Detector B. This output provides a "coarse" error signal with three output states which are determined by the reference and signal frequency phase relationships.

Pin 3 Lock Detect Output. This output has a low level when phase detector A is in lock.

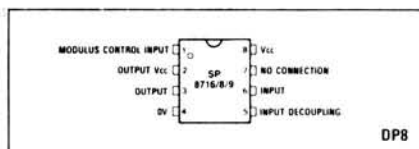


Fig. 8: Pin connections for the SP8716, SP8718 and SP8719

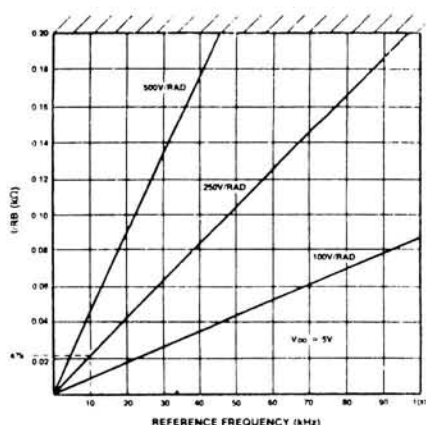


Fig. 9: Reciprocal of R_b plotted against reference frequency for three gain values

Pin 4 Input to the main counters (normally obtained from a pre-scaler circuit).

Pin 5 V_{ss} Negative supply (normally ground).

Pin 6 V_{DD} Positive supply.

Pins 7 and 8 Crystal oscillator con-

nections. A parallel resonant crystal connected between these pins forms the reference oscillator, but suitable capacitors are also required to provide phase shift. Alternatively an externally generated crystal reference signal may be applied to pin 7.

Pins 9 to 12 Data inputs to the internal latches.

Pin 13 Memory enable for controlling the power supply to an external ROM or PROM.

Pin 14 Program enable. A positive or negative pulse applied to this pin will initiate a single-shot data read procedure. This pin may be grounded for cyclic data reading. In the external mode this pin is used for data strobing.

Pins 15 to 17 Data Select Outputs. These three-state outputs may be employed to address the external memory. (In the external mode these pins become inputs to control the addressing of the data latches.)

Pin 18 Modulus Control. The output signal from this pin can control an external dual modulus scaler. The output voltage is low at the start of the count cycle, but goes high when the "A" counter completes its cycles and stays high until the "N" counter completes its cycle.

Pin 19 R_b . The sample and hold phase comparator gain programming resistor is externally connected to this pin.

Pin 20 Ch. The external hold capacitor is connected to this pin. **PW**

PW RADIO PROGRAMS CASSETTES

Each cassette costs £3.75 (including p & p and VAT)

FOR THE SINCLAIR SPECTRUM (16/48K)

Cassette 3

QRA Locator/Contest Score Calculator
Distance & Bearing Calculator
Spurious Mixing Product Calculator
Callsearch File
Radio Logbook
Orbits Calculator (RS3-RS8 and OSCAR 8)
TV Colour Test-pattern Generator

Cassette 5

Antenna & Feeder Calculator
Radio Range Calculator
Single-layer Coil & Resonance Calculator
QSL Card Printer
Meter Shunt & Multiplier Calculator
Reactance/Impedance Calculator

FOR THE BBC Model B

Cassette 6

Transmission Lines Calculator
Tuned Output Stage Design

Cassette 7

Universal Locator/Contest Score Calculator
Bearing & Distance Calculator
ATV Test Card Generator
Logbook
Satellite Tracking

FOR THE SINCLAIR ZX81

Cassette 1

Morse Tutor*
QRA Locator/Contest Score Calculator*
Distance & Bearing Calculator*
Spurious Mixing Product Calculator*
Morse Tutor*
Callsearch File
Radio Logbook
Orbits Calculator (RS3-RS8 and OSCAR 8)

Cassette 2

Structured Morse Learning Course

Cassette 4

Antenna & Feeder Calculator
Radio Range Calculator
Single-layer Coil & Resonance Calculator
QSL Card Printer
Meter Shunt & Multiplier Calculator
Reactance/Impedance Calculator

* These programs will run in 1K
Remainder require 16K of RAM

FOR THE DRAGON 32

Cassette 6

Transmission Lines Calculator
Tuned Output Stage Design

Send your order, asking for **PW Radio Program No.** (followed by the cassette number as quoted above) to:

Practical Wireless,
Enfield House,
The Quay, Poole,
Dorset BH15 1PP

Please make cheques payable to **Practical Wireless**



THE NEVADA RANGE 934 MHz PERSONAL RADIO

DELTA 1

- Reliable 2 way communications from 5-250 miles (according to weather/location).
- Is available to any U.K. citizen or business for the cost of a £10 licence (obtainable from any post office).
- May be used for pleasure, domestic or business use.

The Delta 1 is a sophisticated "state of the art" transceiver offering high quality two way communications on the 934 MHz Personal Radio Band. It features a highly sensitive receiver, with scan, memory and search facilities. Nevada Communications also produce a complete range of accessories and antennas made to the same high standards.

Discover more about this exciting band by sending £1 to Telecomms and receive our new 934 MHz catalogue - packed full of useful info and details of the complete Nevada Range. (Includes a £2 Voucher).



TELECOMMS

WORLDWIDE DISTRIBUTORS FOR NEVADA COMMUNICATIONS

189 LONDON ROAD, NORTH END, PORTSMOUTH, PO2 9AE, TEL: (0705) 662145.
TELEX: 869107 TELCOM G. FAX: (0329) 221751

MAIL ORDER
IS OUR
SPECIALITY

Trio

			P&P
TS440S	NEW Amateur band transceiver		
	General coverage RX	998.00	(—)
PS50	Heavy Duty PSU for TS440S	198.00	(5.00)
AT440	Auto ATU for TS440S	135.48	(3.00)
TS940S	9 Band TX General Cov RX	1895.00	(—)
TS930S	9 Band TX General Cov RX	1595.00	(—)
TS830S	160-10m Transceiver 9 Bands	981.59	(—)
AT230	All Band ATU/Power Meter	185.98	(2.00)
SP230	External Speaker Unit	56.03	(1.50)
TS530SP	160m-10m Transceiver	849.82	(—)
TS430S	160m-10m Transceiver	867.68	(—)
PS430	Matching Power Supply	151.48	(3.00)
SP430	Matching Speaker	39.50	(1.50)
MB430	Mobile Mounting Bracket	14.78	(1.50)
FM430	FM Board for TS430	45.00	(1.50)
MC50	Dual Impedance Desk Microphone	43.10	(1.50)
MC35S	Fist Microphone 50K ohm IMP	20.33	(1.00)
LF30A	HF Low Pass Filter 1KW	30.18	(1.00)
YK88A	6KHz AM filter for TS430S/440S	46.18	(1.00)
YK88C	500Hz CW filter for TS430/440/830/530	43.10	(1.00)
YK88N	270Hz CW filter for TS430/440/830/530	51.11	(1.00)
YK88S	2.4KHz SSB filter for TS440S	44.34	(1.00)
YK88SN	1.8KHz SSB filter for TS430/440/830/530	43.71	(1.00)
MC85	Deluxe Desk Mic with		
	Audio Compensator	95.45	(2.50)
MC42S	Up-Down Hand Mic 8-Pin 500 Ohm	19.70	(1.00)
MC40S	Up-Down Hand Mic 6-Pin 500 Ohm	19.07	(1.00)
MC60A	Desk Mic with built-in Pre-amp	77.60	(2.50)
TM201A	2M 25W mobile	322.68	(—)
TH21E	2m Mini Handhelds	199.00	(—)
TH41E	70cm Mini Handhelds	240.79	(—)
HMC1	Headset with vox for TH21E/41E/2600/3600	30.80	(2.00)
SC8	case for TH21E/41E	11.09	(1.00)
DC21	DC/DC converter for TH21E/41E	23.40	(1.00)
TS711E	2M Base Stations	839.96	(—)
TS811E	70cm Base Stations	998.00	(—)
TR3600	70cm Handheld	353.48	(—)
TR2600	New 2m FM Synthesised Handheld	328.00	(—)
ST2	Base Stand	72.05	(1.50)
SMC30	Speaker Mike	26.47	(1.00)
MS1	Mobile Stand	41.88	(1.00)
R2000	Synthesised 200kHz-30MHz Receiver	565.32	(—)
HSS	Deluxe Headphones	32.02	(1.00)
SP40	Mobile External Speaker	19.70	(1.00)
TL922	160/10M 2kW Linear	1350.00	(7.00)

NEW

TR751E	2M Multimode with DCL (mobile)	580.70	(3.00)
MU1	DCL option for TR751E	28.95	(1.00)

Linear Amps

MICROWAVE MODULES

MML144-30LS	inc preamp (13W ip)	94.30	(2.00)
MML144-50S	inc preamp, switchable	106.85	(2.00)
MML144-100S	inc preamp (10W ip)	149.95	(2.50)
MML144-100-HS	inc preamp (25W ip)	159.95	(2.50)
MML144-100-LS	inc preamp (13W ip)	169.95	(2.50)
MML144-200S	inc preamp (3/10/25W ip)	334.65	(2.50)
MML432-30L	inc preamp (13W ip)	169.05	(2.00)
MML432-50L	inc preamp (10W ip)	149.50	(2.00)
MML432-100L	linear (10W ip)	334.65	(2.50)
MML144-28	2M linear transverter 10W output	129.95	(3.50)
MML144-28R	2M linear transverter 25W output	236.90	(3.50)
MML142-28S	70cms linear transverter 10W output	195.50	(3.50)
MML1296-144G	23cms linear transverter 2W output	258.75	(6.00)
MML144-28	2M converter	35.65	(2.00)
MMG144V	2M RF switched GASFET preamp	37.90	(2.00)

B.N.O.S.

LPM 144-1-100	2m, 1W in, 100W out, preamp	197.50	(2.50)
LPM 144-3-100	2m, 3W in, 100W out, preamp	197.50	(2.50)
LPM 144-10-100	2m, 10W in, 100W out, preamp	175.00	(2.50)
LPM 144-25-160	2m, 25W in, 160W out, preamp	255.00	(2.50)
LPM 144-3-180	2m, 3W in, 180W out, preamp	295.00	(2.50)
LPM 144-10-180	2m, 10W in, 180W out, preamp	295.00	(2.50)
LP 144-3-50	2m 3W in, 50W out, preamp	125.00	(2.50)
LP 144-10-50	2m 10W in, 50W out, preamp	125.00	(2.50)
LPM 432-1-50	70cm, 1W in, 50W out, preamp	235.00	(2.50)
LPM 432-3-50	70cm, 3W in, 50W out, preamp	235.00	(2.50)
LPM 432-10-50	70cm, 10W in, 50W out, preamp	195.00	(2.50)
LPM 432-10-100	70cm, 10W in, 100W out, preamp	335.00	(2.50)

Yaesu

FT75GX	HF Transceiver	969.00	(—)
PC757	Auto A.T.U.	349.00	(2.00)
FP757HD	Heavy Duty PSU	239.00	(2.00)
FP757GX	Switched Mode PSU	199.00	(2.00)
MMB11	Mobile Bracket	37.50	(1.00)
NC11	Charger	10.50	(1.00)
CSC1A	Carrying Case	6.50	(1.00)
YHA15	70cm 1/2wave	7.50	(1.00)
YHA44D	Speaker Mike FT290/790	12.50	(1.00)
YM49	NEW 2m H/Held/CW/FNB4	309.00	(—)
FT209RH	70cm H/Held	319.00	(—)
FT209R	2m 25W F.M.	399.00	(—)
FT270R	2m/70cm/25W/CW	499.00	(—)
MMB10	Mobile Bracket FT209/709	10.00	(1.00)
NC9C	Charger	10.35	(1.00)
PA3	Car Adaptor/Charger	20.50	(1.00)

58 High Street, Newport Pagnell, Bucks. MK16 8AQ.

Royal Blue



Photo Acoustics have pleasure in presenting the ROYAL BLUE — a Short Wave Listeners folded dipole antenna that covers 2-30MHz. Its neat and compact design (just 6' tall) makes it ideal for unobtrusive outdoor or indoor use. It will work quite happily on your roof or stood in the corner of your shack. It is a truly versatile antenna that will pull in the DX and which works exceptionally well with modern receivers such as the Yaesu FRG8800, Icom R71, Trio R2000 and so on.

To buy this superb new antenna, just send us £25, plus £3 for postage and packing and we will rush one to you.

Yaesu (cont.)

YM24A	Speaker Mike FT208/708	27.00	(1.00)
FT726R	2m Base Station	998.00	(—)
430726	70cm Module for above	349.00	(2.50)
FRG8800	HF Receiver	639.00	(—)
FRV8800	Converter 118-175 for above	100.00	(1.00)
MH188	Hand 600 8pin mic	20.00	(1.00)
MD188	Desk 600 8pin mic	79.00	(1.00)
MF1A3B	Boom mobile mic	25.00	(1.00)
YH77	Lightweight phones	19.50	(1.00)
YH55	Padded phones	19.50	(1.00)
YH1	L/weight Mobile H/Het-Boom mic	19.00	(1.00)
YH2	L/weight Mobile H/Het-Boom mic	19.00	(1.00)
SB1	PTT Switch Box 208/708	21.00	(1.00)
SB2	PTT Switch Box 290/790	18.00	(1.00)
SB10	PTT Switch Box 270/2700	21.00	(1.00)
QTR24D	World Time Clock	39.00	(1.00)
NEW			
FT767GX	HF Gen. Coverage trans. with optional VHF/UHF	1550.00	(—)
FL7000	FM modules	1500.00	(—)
FT727R	Solid State linear with built in auto ATU	1600.00	(—)
	Dual Band handheld transceiver 144-140MHz	425.00	(3.00)
FT290RMK II	430-440MHz up to 5W on each band	425.00	(3.00)
FT23R/FNB10	2M multimode portable/mobile/base	249.00	(2.00)
FT73R/FNB10	2M mini handheld with LCD display 5W	249.00	(2.00)
	70cms mini handheld with LCD display	269.00	(2.00)
	SW		

Icom

IC751A	HF Transceiver	1465.00	(—)
IC735	New HF Transceiver	949.00	(—)
PS15	P.S. Unit	158.00	(4.00)
PS30	Systems p.s.u. 25A	343.85	(—)
SM6	Base microphone for 751/745	45.00	(1.00)
IC290D	2m 25W M/Mode	542.00	(—)
ICR71	General Coverage Receiver	789.00	(—)
IC02E	70cm H/Held	299.00	(—)
IC04E	70cm handheld	299.00	(—)
BC35	Base Charger	70.15	(1.00)
HMG	Speaker mic	21.85	(1.00)
BP3	Sid Battery Pack	29.90	(1.00)
BPS	High Power Battery Pack	60.95	(1.00)
CP1	Car Charging Lead	6.90	(1.00)
DC1	12v Adaptor	17.25	(1.00)
R7000	VHF/UHF Scanning Receiver	957.00	(—)
IC3200	2M/70cm Mobile Transceiver	556.00	(—)

SPECIAL OFFER

IC505	50MHz multimode 10W ONLY	349.00	(3.00)
-------	--------------------------	--------	--------

NEW

IC28E	25W FM mobile (Tiny)	359.00	(3.00)
IC28H	45W FM mobile (Tiny)	399.00	(3.00)
IC-Micro	2 mini hand portable LCD display 1W P.O.A.	2.00	(2.00)

Power Supplies

DRAE	40.50	(2.00)	BNOS	58.00	(2.50)
4 amp	63.00	(2.50)	6 amp	115.00	(3.00)
6 amp	86.50	(3.00)	12 amp	169.00	(4.00)
12 amp	125.00	(4.00)	25 amp	345.00	(4.00)
24 amp			40 amp		

Aerial Rotators

KR400	Med/H Duty	139.00	(3.50)
KR500	6 core Elevation	149.95	(3.50)
KR400RC	5 core Medium Duty	169.00	(3.50)
KR600RC	6 core Heavy Duty	219.00	(3.50)
KC038	lower mast clamps	17.45	(2.00)
KS065	Rotary Bearing	26.00	(2.50)
ART1002	Lightweight VHF Rotator	52.95	(3.50)

Switches

Sigma	2 way S0239	17.50	(1.00)
Sigma	2 way 'n' S0239	22.95	(1.00)
Welz CH20A	2 way S0239	30.75	(1.00)
Welz CH20A	2 way 'n' S0239	54.00	(1.00)
Drae	3 way S0239	15.40	(1.00)
Drae	3 way 'n' S0239	19.90	(1.00)

CW/RTTY/Equipment

BENCHER			P&P
BY1	Squeeze Key, Black base	67.42	(2.00)
BY2	Squeeze Key, Chrome base	76.97	(2.00)
HI-MOUNT MORSE KEYS			
HK708	Straight Key	21.82	(2.50)
HK702	Deluxe version of above on Marble Base	43.30	(3.00)
HK706	Straight key	21.80	(2.50)
HK707	Straight key	20.15	(2.50)
MK704	Squeeze paddle	20.25	(2.50)
MK705	Squeeze paddle on Marble Base	32.78	(3.00)

NEW

RTTY-EQUIPMENT			
PK-232	Packet, Amtor, RTTY, CW, ASCII transceiver in one unit. Works with any computer equipped with an RS232 interface. 12V operated	269.95	(3.50)
FAX-1	NEW HF Fax receiver. Obtain weather maps, press photographs and satellite cloud cover detail on any Epson FX-80 compatible printer.	269.95	(3.50)
AMT-2	12V operated	245.00	(3.00)
AMT-2/CBM64	Terminal Unit RTTY/AMTOR/ASCII/CW	51.75	(2.50)
AMT-2/VIC20	Software for the above for the Commodore 64	51.75	(2.50)
AMT-2/BBC B	Software for the above for the BBC B	44.85	(2.50)
CB660	Amtor/RTTY/CW/ASCII decoder	231.00	(3.00)

Soon to be available software for the Amstrad 644 series.

KEYERS & ACCESSORIES			
Star Master Key	Electronic Keyer	54.70	(3.00)
NEW Star	Masterkey electronics CMOS memory	95.00	(3.00)
TRX3	keyer	13.65	(1.50)
Drae	Morse Oscillator	52.00	(3.00)
Datong	Morse Tutor	56.50	(2.50)

Sony

Sony	ICF 2001D 150KHz-30MHz, 76-108MHz, 108-136MHz, 32 memories AM/SSB/FM broadcast/Air-band	329.95	(3.00)
Sony	ICF7600D 150KHz-30MHz, 76-108MHz, 10 memories AM/SSB/FM broadcast receiver	179.95	(3.00)
Sony	Air-7 108-136MHz, 144-174MHz, 76-108MHz plus LW/MW/SW superb handheld receiver	249.95	(3.00)

Aerials

TONNA			
Tonna	5 element 50MHz	37.90	(5.00)
Tonna	9 element fixed 'N' socket 144MHz	27.80	(5.00)
Tonna	2x9 element 'N' socket 144MHz	52.10	(5.00)
Tonna	9 element portable 144MHz	29.80	(5.00)
Tonna	13 element portable 144MHz	41.40	(5.00)
Tonna	17 element 'N' socket 144MHz	55.40	(5.00)
Tonna	9 element 435MHz 'N' socket	25.80	(5.00)
Tonna	19 element 435MHz 'N' socket	30.95	(5.00)
Tonna	2x19 element 435MHz	36.00	(5.00)
Tonna	21 element 432MHz 'N' socket	40.15	(5.00)
Tonna	21 element 438MHz ATV	40.15	(5.00)
Tonna	23 element 1250MHz	27.75	(3.00)
Tonna	23 element 1296/1269MHz	27.75	(3.00)
Tonna	55 element 19 1296/1269MHz	44.75	(5.00)
GSRV	Full size 102'	16.75	(2.00)
GSRV	Half size 51'	14.25	(2.00)
HB9CV	2 metres	3.95	(0.00)
HB9CV	70cms	3.95	(2.00)
	2 metre	8.95	(2.50)
	1-1 & 4-1	12.95	(2.00)
	3 & 7 and 7.1MHz	9.50	(2.00)
	Dipole	2.25	(0.50)
	Copper wire	7.95	(2.00)
CX1400	50M rolls hard drawn Masthead coaxial relay with control box (weatherproof)	39.95	(3.00)

G-WHIP	Tribander helical mobile HF antenna 10/15/20 metres	45.50	(3.00)
	Coils for above for 40/80/160M	8.40	(1.50)
	Telescopic whip for above coils	5.60	(1.50)
	Basement single hole fixing with 5M of coax	8.25	(2.00)
	Flexiwhip 10M antenna mobile	25.25	(3.00)
	Coils for above for 15/20/40/80/160M	8.40	(1.50)
	Multisect 86 10/15/20M mobile auto selecting antenna	38.00	(3.00)
	Coils for above for 40/80/160M	8.40	(1.50)
	Telescopic whip for above coils	5.60	(1.50)
	Extendard for fixed use with above aerials, improves LF band performance	14.55	(2.00)
	PL259 base loaded single band mobile aerials for 10/15/20/40	17.75	(2.00)
	PL259 base loaded single band mobile aerials for 80/160M	19.25	(2.00)
	(Above PL259 aerials will fit on normal S0239 mag mounts or S0239 gutter mounts.)		
	G8/100 8 band self selecting Base Station antenna. Ground mounting, complete with stake and radials.		
	LF bands: 300K		(5.00)

ON THE AIR

AMATEUR BANDS

Reports to: John Fell G0API, 14 Rectory Avenue, Corfe Mullen, Wimborne, Dorset BH21 3EZ



by John Fell G0API

During the last few months a considerable amount of time has been spent by members of the RSGB committees involved with amateur band licensing, investigating the implications for our hobby if the DTI adopts the CENELEC proposals for "receiving" apparatus immunity. In broad terms CENELEC specifies in its draft form a series of tests to be performed upon domestic equipment based on a local transmitter producing a radiated field strength of 1.8V/m at the item under test. To adequately conform to the proposed standard the receiving equipment and "associated items" of the installation must demonstrate no deterioration in performance as a result of this level of r.f. being introduced to its circuitry via the supply leads, both inner and outer of any antenna cable and all other peripheral connecting leads, such as speaker leads in a hi-fi system. The proposals define the types of apparatus that will have to comply with the specification and conversely items not in compliance will fall outside of any protection afforded under current DTI RIS investigations.

The DTI have said that the introduction of CENELEC or similar EEC specifications will lead to a considerable reduction in their RIS departmental workload and in practical terms, strict implementation, coupled to equipment type approval before mass production starts, would be, in the main, good news.

Set against this, however, and the reason for the current detailed investigations by the RSGB, is the DTI's stated intention to introduce measures that ensure radiated r.f. field strengths are held at the 1.8V/m level if interference is still present.

Whilst interference is something that all users of the radio spectrum seek to avoid, the question must be asked, why choose 1.8V/m? Should the amateur service, which currently provides less than 1 per cent of all investigated causes of interference, be subject to the same constraints as large scale commercial broadcasters, p.m.r., etc. It is becoming increasingly difficult for the typical town or city based amateur to obtain access to his chosen pastime—most have no choice and must make do with the space dictated by the modern housing plot size. In such circum-

stances it is not always possible to run the full legal power specified in the licence schedule and a commonsense compromise must be reached. Siting the radiating antenna as far away from neighbouring equipment as possible will obviously help—in this respect the Town and Country Planning Authorities must adopt policies which acknowledge the requirement for elevated antenna systems.

To give you some idea of the implications of the proposed radiated maximum field strength Fig. 1 shows the layout of a 144MHz band installation recently evaluated. A 9-element Yagi, on top of a 20m mast, fed with 150W of r.f. produced an indicated 6V/m field strength alongside a TV receiver in an adjacent property when beamed at that property. To reduce the reading on a calibrated field strength meter back to 1.8V/m would require the applied r.f. power to be reduced to approximately 10W.

As the field strength is directly influenced by the gain of the antenna, and in this instance would only hold true within approximately ± 20 degree of the peak forward beam lobe, would the DTI adopt an approach which allowed the original level on other beam headings? Field strength measurements can only be near predictable in ideal non-cluttered environments—introduce the effects of domestic wiring, pipework, even knives and forks on the kitchen table and the reading obtained would be anyone's guess. Is this a good basis for legally enforceable variations to the amateur licence? An issue of such fundamental importance deserves maximum attention and I believe that all licensed amateurs and s.w.l.s in the UK should support the RSGB in their efforts to have the amateur service considered outside of these proposals.

Round the Bands

With winter now well on the way in the Northern hemisphere and the exotic Sporadic-E DX of the summer months now well in decline it is at least encouraging to note reports of sunspots and the hope that we will soon begin the long five years' trek towards the next solar cycle maxima.

Up until early November the amount of v.h.f. tropo has been below average but there is plenty of time yet to encounter those low loss ducts and the DX they carry. Starting at the low frequency end of the bands this month, top band (1.8MHz) is now a feature in the shack of s.w.l. **Angie Sitton**, Stevenage. A B28 receiver coupled to an endfire loop antenna running round the "pocket sized" garden has produced the first log entries in the form of G0CJN in c.w. QSO with G0FRX engaged in "ragchew" mode! Thanks go to G1PAB

and G0ETA for lugging the RX from the local ARS.

Not much of note on 3.8MHz except for an s.w.l. report from newcomer **Matt Probert**, Basingstoke, who logged some "real" US stations during the contest of 4 October which included KSZD/1 portable. An expedition to Andorra, run by a group of Finnish amateurs using the callsign C30BBE (QSL manager OH6XY), caused quite a stir on 23 October, even tempting TG9VT to join the pile up at 0450UTC. Matt has been s.w.l.ing in a serious way for some four years and currently runs a DX1000 fed by a 10m long ground mounted vertical and FRT-7700 a.t.u. combination—the latter needed to reduce the overloading found with the DX1000. Further pointers that things are looking up with a reminder from Matt that the solar Flux is back to levels last seen in September 1985 and improving rapidly.

On to 7MHz and another comprehensive log from **Brian Fields G4XDJ** of Billingham, Cleveland, who is a confirmed QRP'er and home-brewer to boot (see photograph). A 579 report from Kris SP2HGW, Bydgoszcz, was the result obtained from the 1W output PW Severn/Sommerkamp FR-100B + Delta loop on 19 September. Further QSOs followed during the month with OZ, UB, UY, LZ, F, SK and KS all mentioned. Highlighted were 2-way QRP contacts on 21 September with OH2NMV near Helsinki and on 23rd with OE9SLH at Bregenz—all on c.w. of course! Angie Sitton mentions the callsign 33L4Y heard sending good c.w. at the bottom of 7MHz on 9 October and asks of the origin—most probably commercial, but useful for the c.w. practice if nothing else. Galapagos Island Station HC8GRC was logged by Matt Probert on 4 October.

The bulk of this month's reports concern 14MHz activity and there seems to have been plenty of it. **Robert Watters**, St. Austell, sends his first s.w.l. report for some months which includes D44BC on the Cape Verde Islands in QSO with OX3DZ and OX3LX on 18 October, 1910UTC. Also on the same day PJ1KV, PJ8DFS, V44KL with special event station VE6QRT. Falkland Islands stations VP8BKK and VP8BKT, by Mount Pleasant Airport, were heard together with SP6BBS and 9Y4VU—both JOTA (Jamboree On The Air) stations, all good work for the FRG-7700, a.t.u. and 20m inverted long wire system. **Tony Woodsford**, Poole, is also a keen h.f. bands s.w.l. of some years and reports plenty of W4, 6 and 8 activity during the month plus VE3KH, PY5ZBU, V85GA (Brunei) and 5X5GK in Uganda—an FRG-7, KX3 a.t.u. and Hygain 18V being used at the moment. Angie Sitton logged HB9YC, UR1RWX (Oblast 83) and HL9MM in Korea with CE2AKG in QSO with a G-based JOTA special event station on 21MHz. Something of a mystery with HM3JLT heard by Angie on 18 October giving QTH on phone as New Jersey. Anyone else log this allegedly Korean prefix? However, the band was well open with K8BVY at 59 working many G/PA/I/LA and YU stations, together with many US first, second and third call areas

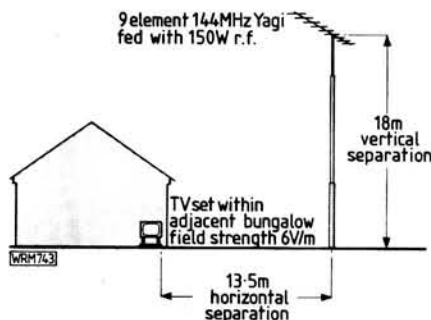


Fig. 1



Brian Fields G4XDJ, in his shack with all his home-brew equipment

also 59-plus whilst running 1–1.5kW. I can vouch for the 21MHz activity on 12 October whilst operating G2KV/A from the Flight Refuelling ARS HQ station near Poole. Whilst the number of contacts was well down on previous years the RSGB 21/28MHz phone contest seemed popular with 49 countries worked across the two bands. Matt Probert was well pleased with Indonesian stations YB3DYR (100W) YCOTNX and YC0km at 1500UTC on 22 October, but would like to see all US "Broadcast" stations limited to 500W—revolutionary stuff this OM!

Finally for the h.f. bands **Phil Dykes G4YXX**, Poole, again shows 28MHz is far from dead—given patience, and the where with all to make the most of those frequent but short-lived openings. Phil notes sporadic events to be lower than last year but balanced by some good tropo, the effects, however, having been largely ignored by many! C30ANN (QSL via DL8OH) was an Es contact on 16 September with EA8TE worked on the 23rd. A 45-min QSO with **Pete G4JBR** in N. Devon via tropo on 7 October followed a similar event on 21 September which produced GW4HSH in Swansea for a full 30 mins at 5/7. With LU6FN worked with 10W p.e.p. to a 2-el quad on 13 September things can't be all bad.

Moving upwards towards the v.h.f. bands, 50MHz has continued to provide contacts with plenty of newcomers to the band but few abnormal propagation effects noted. It is a great pity that activity on 70MHz is so low, except for contest activity at which times the full potential of

the band is often realised. During the 70MHz fixed contest, 26 October, I helped to work the 54 QSOs recorded by the Flight Refuelling ARS, operating from just north of Poole, IO90. Best DX was GM0FRT at 699km which made the effort of erecting a pair of 12-element home brewed NBS Yagis well worthwhile.

Hopefully by next month you will have activity on the higher amateur bands to report—I look forward to hearing from you.



**Radio Amateur
Invalid and
Blind Club**

Find out how you can obtain help or how you can help others by sending a sae to the hon secretary, Mrs Cathy Clark G1GQJ, 9 Conigre, Chinnor, Oxford OX9 4JY.

Reports to arrive by December 24

RTTY

Reports: as for VHF Bands, but please keep separate.

One of the advantages of joining a specific technical organisation is the amount of knowledge which can be gained by direct contact with fellow members or from that organisation's regular journal. The British Amateur Radio Teleprinter Group is one such organisation that is well established and has proved itself to be of great help to all radio enthusiasts who are interested in data communication. I, for one, always learn something new from their quarterly journal, *DATAKOM*.

BARTG have a news service, using the callsign GB2ATG, which can be copied on 45 baud RTTY, on 3-590, 14-090 and 144-600MHz, at various times on the first and third Sundays in each month, as shown in Fig. 3. Reception reports and items for inclusion in the bulletins are always welcomed by Edward Batts G8LWY, 27 Cranmer Court, Richmond Rd., Kingston upon Thames, Surrey, KT2 5PY. These news transmissions provide an ideal opportunity for testing a new receiving set-up, learning more about data activity and to give assistance to BARTG.

"The 14MHz band, this past month, has been a mixture of excitement and despair," wrote **Len Fennel G4ODH** from Wisbech on October 19. On many evenings he found only the most prominent Italian and Spanish stations in evidence and at times the band was full of static noises. "Some really good openings did occur and gave me five new RTTY prefixes, Corsica TK5, Djibouti J28, Galapagos Is. HD8, New Zealand ZL and Salvador YS9, out of a total log of 54 this time," said Len. His datawatch catalogue now stands at 131 countries.

A contest usually puts more life into the bands and during the afternoon of October 18 I had a good haul, A22BW Botswana, PJ8UQ Netherlands Antilles, St. Maarten, VE1ASJ Canada and WOYTL USA, on 21MHz and all at good strength. I also copied RTTY signals from the Bulgarian students' station LZ2KIM on the 7, 14 and 21MHz bands and I2OLW Italy on 28MHz during the event.

"Weird propagation on October 15, no Euro data, but signals from Djibouti, Colombia and Salvador," said Len. He copied all the AMTOR prefixes listed in Fig. 2 and RTTY traffic from 3 countries on 3-5MHz, 1 on 7MHz, 45 on 14MHz and 10 on 21MHz. My own RTTY log of 7 countries on 3-5, 9 on 7, 30 on 14, 10 on 21 and 1 on 28MHz has been included with Len's, in Fig. 1.



by Ron Ham BR515744

Fig. 1 ▼

Country (Prefix)	Frequency (MHz)				
	3-5	7	14	21	28
Argentina (LU)				X	
Austria (OE)		X	X		
Belgium (ON)			X		
Botswana (A2)			X	X	
Brazil (PT, PY)			X		
Bulgaria (LZ)		X	X	X	
Canada (VE)			X	X	
Canary Is (EA8)			X	X	
Ceuta & Melilla (EA9)			X		
Chile (CE)			X	X	
Colombia (HK)			X		
Corsica (TK)			X		
Czechoslovakia (OK)		X	X		
Denmark (OZ)	X		X		
Djibouti (J2)			X		
Eire (EI)			X	X	
England (G)	X	X	X	X	
Finland (OH)			X	X	
France (F, FE)	X		X	X	
Galapagos Is (HC8)			X		
Gozo & Comino (9H4)			X		
Greece (SV)			X		
Guatemala (TG)				X	
Hungary (HA)			X		
Israel (4X)			X		
Italy (I, IK, IT)	X	X	X	X	X
Japan (JA)			X		
Kuwait (9K)			X		

Country (Prefix)	Frequency (in MHz)			
	3-5	7	14	21
Austria (OE)			X	
Canada (VE)			X	
Chile (CE)			X	X
England (G)	X		X	
Finland (OH)			X	
France (F, FE)			X	
Greece (SV)				
Italy (I, IK, IT)			X	X
South Africa (ZS)			X	
Spain (EA)			X	
Sweden (SK, SM)			X	
Switzerland (HB)			X	
Tanzania (5H)			X	
USA (W)			X	
West Germany (DF, DJ, DL)	X	X	X	X

Fig. 2 ▲

Country (Prefix)	Frequency (MHz)				
	3-5	7	14	21	28
Lebanon (OD)			X		
Malta (9H)			X		
Netherlands (PA)		X			
New Zealand (ZL2)			X		
Nigeria (5N)			X		
Norway (LA)		X	X		
Oman (A4X)				X	
Poland (SP)			X		
Rhodes (SV5)			X		
Rumania (YO)			X		
Salvador (YS)			X		
Sardinia (IS)			X		
Scotland (GM)		X	X		
Sicily (IT9)			X		
South Africa (ZS)			X		
Spain (EA)		X	X	X	
Sudan (ST)			X		
Sweden (SK, SM)		X	X		
Switzerland (HB)		X	X	X	
Turkey (TA)			X		
Ukraine (UT)			X		
USA (W)			X	X	
USSR (UA, UB)			X		
Vatican (HV)			X		
Wales (GW)	X				
West Germany (DF, DJ, DL)	X	X	X		
Yugoslavia (YU)		X	X		

Do remember that when searching for exotic stations it is worth waiting and listening carefully, in the noise, for a possible weak reply after a station has typed "CQ DX", or more specifically, "CQ DX PACIFIC".

**BRITISH
AMATEUR
RADIO
TELEPRINTER
GROUP**



**Details of subscriptions from
John Beedie, Ffynnonlas, Sa-
lem, Llandeilo SA19 7NP**

Time	Speed	Station	Location
1200	45	G4MMQ	Leicester
1230	45	G3VYV	Preston
1900	45	G4RSA	Fleetwood

3-590MHz (Time in UTC)

Time	Speed	Station	Beam Heading
1200	45	G4ZRG	110
1230	45	G4ZRG	180
1400	45	G14TSK	
1500	45	G4ZRG	145
1700	45	G4ZRG	75
1800	45	G4ZRG	300
1900	45	G0CPR	

14-090MHz (Time in UTC)

Fig. 3

Time	Speed	Mode	Station	Location
1000	45	AFSK	GW6MOK	Llandeilo
1000	45	AFSK	G6KDK	Norwich
1000	50	FSK	G4VFT	Portsmouth
1100	45	AFSK	G600B	Torrey
1100	45	AFSK	G6MCK	Oxford
1100	50	AFSK	GW4HCO	Glasgow
1130	45 & 50	FSK	G8BBI or G8GEZ	Brighton
1200	50	FSK	G6AGK	Canterbury
1200	50	FSK	G6KHW	Biggleswade
1200	45 & 50	AFSK	G3LEQ	Knuttsford
1230	50	AFSK & FSK	G8G0J	Croydon
1300	45 & 50	AFSK	G8STO	Gillingham
1800	50	AFSK	G6FGO	Gloucester
1830	45	AFSK & FSK	G6IVD	Cleveland
1830	50	FSK	G4KUG	Bristol
1900	50	AFSK & FSK	G8PYD	Maldon
1900	50	AFSK	GW8ZWD	Newbridge
1900	45	AFSK	G14SJB/G14SSF	Holywood/Belfast
2000	50	AFSK & FSK	G8MFP	Rugby

**Make sure your RTTY reports reach Ron by
December 24**

SPACE & SATELLITE

Reports to: Pat Gowen G3IOR, 17 Heath Crescent, Hellesdon, Norwich, Norfolk NR6 6XD.

OSCAR-10

The future of OSCAR-10 appears very bleak indeed now, and unless the slim chance of the battery discharge/recharge hope of resetting the memory succeeds over the period of the eclipse, we are now bound to lose the satellite long before its planned lifetime. After a period of transmitting garbled telemetry from both the engineering and general beacons, OSCAR-10 went totally silent on October 12. DJ4ZC and DB20S report that in the first twelve days of October over 2000 errors occurred in the memory of the IHU, and that the chances of recovery and re-loading the memory were almost nil. WOPN recently tried several thousand IHU reset commands without any success whatsoever, and just ten bytes put in on a pass were invariably missing by the time the satellite came round again. Control of the satellite attitude for solar panel orientation, transponder schedule, telemetry reading etc. became impossible, with the result that on October 12, Dr. Karl Meinzer announced that OSCAR-10 was officially abandoned.

This does not mean that further efforts will not be made, as miracles have been wrought before now, particularly during the first few critical weeks of this satellite. The latest eclipse peaked thirty per cent of orbit time during November, and the attitude and sunlight should be optimum around December 21, when a few more attempts at resurrection will be made. It will not enter a further eclipse until January 6, 1987, so do try having a look for it when you receive your issue, and around Christmas and the days following, when you may be in for an unexpected surprise.

Despite its many problems, OSCAR-10 can be said to have been a success, as following the near catastrophe of the impact with the Ariane launch vehicle third stage, then the resulting zero sun-angle, followed by the injection into the wrong inclination and the high perigee due to the one-off firing of the kick motor, we still ended up with a very useable and effective communications satellite, thanks to enormous efforts made by the dedicated international command and control team. If

only a fraction of their care and consideration had been shown by some of the users, then we might still have

the satellite alive today. It can be clearly evidenced that indiscriminate use and heavy loading imposed by high powered stations, frequently at times when either low powered or zero use was requested, was a major contributing factor to the early demise of OSCAR-10. It is also apparent that the majority of those who have been observed to regularly abuse the requirements are not those who have contributed towards its construction and running costs, as they are not AMSAT members, and thus are additionally probably ignorant of the limitations and standards of operation expected.

Although this is fundamentally a philosophical problem, engendered by educational limitations, unrestricted competitive behaviour and social non-awareness, the only long term answer seems to lie in overcoming the difficulties by technical means, and it would appear that a passband scanning a.i.c. system which attenuates individual signals by a proportion greater than the detected input level is the long term answer. Such a system is quite feasible, and has already been demonstrated in practice by the AMSAT-Italy group, who incorporated separately a.i.c. controlled split passbands in their transponder balloons. The AMSAT-F ARSENE satellite Mode "B" linear transponder is planned to have four separate 25kHz segments making up the 100kHz total passband, each with its own a.i.c. control system. (More about ARSENE next month). This technical innovation now needs to be implemented by the designers and builders of all forthcoming shared passband satellite transponder systems, otherwise amateur radio satellite operation will further become the prerogative of the most powerful and most arrogant only.

RS-5 and 7

Our old faithful pair are still going strong,



by Pat Gowen G3IOR

and are suffering the outrages of a long eclipse as this column is being written, with each satellite having its transponder on for just four hours daily each morning. They return to full orbit sunlight and full time operation on December 10, and later in this column we give a complete list of orbits for one of the continuous activity days.

Phase III-c

A "declaration of intent", i.e. the document of the intention of AMSAT to fly the next Phase III satellite on Ariane, was signed by DJ4ZC and ESA to put what should be OSCAR-13 into a 1987 mission. The exact date, due to hold ups with the problematical third stage, is as yet unsure, but it could be as early as April, or as late as October, according to schedule variables.

JAS-1, JO-12, FO-12 . . . etc

A multi-plethora of names are now in use for our latest satellite, according to the source. Include OSCAR-12, and the flower name given in last month's column, and we have the basis for assured confusion. In operation, it matters not an iota, as to quote the immortal bard "A rose" (or in this case a 'Fuji' alias Wysteria) "by any other name smells just as sweet".

RS-9 and 10

Command station RS3A reports that the long awaited 1500-1800km orbit launch for the new pair is still unspecified, but that an earlier opportunity may arise toward the end of December to place them into a lower circular orbit of some 1000km, giving a 105 minute period, rather like OSCAR-8. Thus, they may accompany a forthcoming Meteor launch. Already the Geneva based International Frequency Registration Board has received notice of a pair of satellites utilising 75cm, 2m, 15m and 10m, so readers should carefully monitor the exact frequencies given in our earlier columns from the time when your copy arrives. Exact telemetry details are still awaited, but they are confidentially expected to be very similar to the previous RS series.

ISKRA-4

RW3DZ met PA0DLO recently, and reported that ISKRA-4 is complete, and ready to fly, but due to a heavy MIR schedule, might go up on a conventional rocket launch. If this is so, it will certainly be welcomed by communications fans, as the satellite would be active for many years instead of a few months maximum before providing meteor scatter as would be the case if launched from MIR or Salvut-7 like its predecessors.

Possibly some confusion may have arisen with another "ISKRA", as UA3CR checked the situation out, and found that ISKRA-4 is far from complete, the frequencies still remaining to be changed. "In fact" said Leo "it is unlikely to be finished for probably a year yet."

MIR & Salyut-7

RW3DZ also said that it has now been decided to use Salyut-7 for manned missions and space activities once again, and consequently it has been boosted to a higher orbit (as will be seen by the new set of Keplerian elements). MIR also has an impressive list of programmes awaiting later missions, but the planned USSR "Ham-in-Space" may be a little delayed, not due to work overload, lack of opportunity or of equipment, but merely because at this particular moment in time there are no licensed radio amateurs among the current cosmonaut crew.

UoSATS

UoSAT-OSCAR-11 has been in the same orbit as the scientific *Viking* spacecraft recently, and has been co-operating on an intensive series of experiments involving particle wave surveys.

Due to the prior urgency of the requirements, time has not been available to correct the libration (wobble) that has built up in the past few weeks, resulting in the satellite coming out of gravity gradient lock and not pointing to earth. An interesting series of experiments was planned to put COSPAS/SARSAT information onto the digtalker, and to organise a series of DCE tests with UA3CR and the 4K1KP Antarctic expedition that was to have arrived at the Drushniya base on the Antarctic iceshelf on Christmas day. On October 2 satellite photographs revealed that a massive piece of the ice shelf measuring 300 x 100km had become detached from the continent, and had broken into three pieces. On one of these is Drushniya, and it cannot be found, thus at least postponing the planned venture and experiments.

Higher, Higher Frequencies

This month, **John Branegan GM4IHJ**, sends some hints and tips for those equipped with the new microwave receivers, to help them find some satellite signals and interesting results.

GM4IHJ initially set up his microwave listening using the family of RSGB beacons around 1296-9MHz to first check coverage at the low end of the band. At the high end, the NOAA-9 Weather Satellite is a very useful signal, and serves as a good introduction to microwave orbiters. NOAA-9 flies a polar orbit coming down from the North Pole every 100 minutes or so in the mornings between 0100 and 0800UTC, then in the period up to noon it flies between UK and the North pole, changing in the afternoon to fly from the

Fig. 1(a): Top. A complete list of orbits for December 21 on RS-5. (b): Above. The list of orbits for RS-7, also on December 21

Fig. 1(a): Top. A complete list of orbits for December 21 on RS-5. (b): Above. The list of orbits for RS-7, also on December 21

South up to the Pole, the last orbit of the day being around 1630UTC. Overhead orbits are to be found coming South at about 0500 and going North at about 1330, with all times given varying by up to plus or minus 50 minutes.

To find NOAA-9, first tune to 137.62MHz on its v.h.f. frequency, point-

ing your antenna North East in the mornings, but South in the afternoons. When you first hear the familiar "swish-swish" of the satellite weather picture transmission, retune to about 1707-020MHz and listen for a carrier which is rapidly moving—lower due to Doppler shift. NOAA signals at 1.7GHz exhibit some 50–60kHz of

Doppler shift in an overhead orbital pass, starting between 1707.02 and 1707.03MHz, and finishing up down near 1706.955 to 1706.965MHz. Naturally, overhead orbits have by far the biggest Doppler swing, and the strongest signals, but even orbits which scrape the horizon between the UK and the pole, with elevations as low as 4 degrees give quite clear signals.

All the previous assumes that you have some sort of effective antenna. Unfortunately, there is no such thing as a useful wideband commercial antenna for these weak non-local signals, so one cannot expect good results on a discone. Equally sad, whilst Yagis and corner reflector antennas work well, they only do so over a very restricted frequency bandwidth, thus one would need dozens of them to match the wide coverage of a receiver such as the R7000. The solution to the problem at the GM4IHJ QTH was to employ a helical antenna, as these have very wide bandwidth, and a sufficiency of gain. Thus, a helix designed for 1296MHz, such as that made to the design in Table 13.13 of the RSGB *Radio Communications Handbook*, Vol. 2, will pick up an excellent signal from NOAA at 1707MHz.

A real test of capability is to listen on 1694.503MHz, and point your antenna to the geostationary Meteosat, which has an azimuth bearing of about 174 degrees in Western UK, and some 180 degrees in Eastern England. Elevate your antenna at 28 degrees for Scotland, and about 34 degrees if you are in central England. Once detected, finally peak your antenna. The signal can be heard on a helix built to the RSGB specification made from $\frac{1}{4}$ in copper heater pipe first wound in a tight spiral on a milk bottle, then removed and gently stretched to the right pitch. It should just pick up Meteosat indoors if you point it to the satellite through a glass window, but not through a wall, as such an attenuator reduces microwave signals dramatically.

There is no real substitute for a dedicated Yagi, QLY or dish with a GaAs-f.e.t. pre-amplifier, but these are not always suitable in all circumstances. Equipped readers are urged to try these microwave sources, the Doppler experiments of which alone will be found to be very interesting. Very soon now we shall be looking even higher in frequency when the first of the Direct Broadcast Satellites starts to beam TV programmes at Europe.

Sub-Horizon Paths

Readers will recall that in the August 1985 issue of *Practical Wireless* (pages 64 and 65) we discussed the fascinating topic of the sub-horizon propagation demonstrated by Sputnik 1 on 20MHz, UoSAT-1/OSCAR-9 on 21 MHz, and the 29MHz downlinks from both the RS series and ISKRA satellites. The relationship between source height (thus the incidence angle to the E and F layers of the ionosphere) and the effect of the change of MUF and Sunspot number on the path was demonstrated. ISKRA, at only 340km, was well in the F2 layer, and the readings from this satellite were only made possible during its short life around solar maximum. Since then, we have had a continuous ionospheric orbiting source as a signal from the Cosmos-1686 beacon attached to Salyut-7, and have earlier indicated the sub-horizon capability of this even during the present quiet sun years. John Branegan GM4IHJ, has been deeply studying the phenomena, which has changed considerably since the high solar flux times, with the overhead passes now being rarely attenuated as they frequently were previously.

John has written a comprehensive paper on his findings and considerations, which whilst far too detailed for full and adequate presentation within the space limitations of our column, allows us to present the main factors of apparent dependency.

By accurately scaling the signal path to the E and F layers, by calculating solar illumination on the points of incidence and also the absorption of the path between the signal scatter points, and then interposing the path and the orbital height of the source, he integrated the points of beacon audibility as shown on Fig. 1. The result was quite revealing, inasmuch as it clearly showed that secondary ground reflection, hitherto assumed to be a major constituent in accounting for signals propagated beyond a single "skip" distance, are an artefact produced by using the wrong scale relationship of ionospheric height to earth radius.

John took his data records during solar minimum on days when the temperate zone critical frequency averaged 6 to 6.6MHz, thus to afford a maximum usable frequency for oblique incidence propagation of about 20MHz, in other words almost optimum for this 19.955MHz spacecraft signal. Given this situation, he finds that the general rules for sub horizon propagation (to Scotland at least) appear to be as follows:

1. Overhead transmissions are invariably heard strongly without fading.

2. Above horizon low elevation signals are strongly attenuated.

3. Sub horizon signals are infrequent in the dead zone just beyond the station horizon, but, beyond that zone, single refraction signals are quite common both to East and West, except at local noon to early afternoon, allowing the spacecraft to be heard both approaching and receding out to 6000km.

4. Extended dual refraction propagation is a feature of the sunset zone only at least as far as this survey is concerned, but checks of the sunrise zone must be made when the spacecraft orbit permits this. In the sunset zone propagation from 10 000km is possible.

5. Only two examples of near antipodeal propagation were heard during the period of the survey, and more data is necessary before any further evidence can be given on this effect.

The value of satellite signals, coming at varying angles through, off, and via the ionosphere, cannot be over estimated, and offers a unique avenue of propagational evidence on the behaviour of the ionised zones that we depend upon for our communications.

The Keplerian Elements, kindly supplied via AMSAT (KA9Q and WA2LQQ)

Satellite	NOAA-9	NOAA-10	MIR	Ajisai
Cat. No	15427	16969	16609	16908
Epoch Time	86 275-07090707	86 263-37924062	86 282-00347298	86 266-91943289
Element Set	123	4	333	8
Inclination	99-0110°	98-7478°	51-6157°	50-0065°
RAAN	234-0599°	291-3653°	9-5266°	123-8119°
Eccentricity	0-0014951	0-0012639	0-0025359	0-0011599
Arg of Perigee	210-9008°	267-3148°	308-2140°	329-3953°
Mean Anomaly	149-1284°	92-6585°	51-5731°	30-6692°
Mean Motion (r.p.d.)	14-11450398	14-22468364	15-76191246	12-44367112
Decay Rate (r/d ²)	1-62e ⁻⁰⁶	-1-9e ⁻⁰⁷	0-00017764	1-7e ⁻⁰⁷
Epoch Rev (Orbit No)	9290	38	3646	524
SMA (km)	7229-734	7192-311	6719-898	7866-956
Amon. Period (min)	102-022714	101-232480	91-359472	115-721477
Apogee (km)	867-900	844-101	366-906	1501-189
Perigee (km)	846-282	825-920	332-824	1482-939
Ref. Perigee	3196-04155814	3184-36114639	3202-99438407	3187-91258666
Beacon Freq (MHz)	136-77		143-625	

Satellite	Salyut-7	OSCAR-9	OSCAR 10	OSCAR-11	OSCAR-12	RS-5	RS-7
Cat. No	13138	12888	14129	14781	16909	12999	13001
Epoch Time	86 281-93556610	86 279-20114499	86 271-18990212	86 271-24844203	86 258-16422278	86 277-32000434	86 276-77394535
Element Set	353	942	267	172	11	352	276
Inclination	51-6161°	97-6555°	26-7942°	98-1350°	50-0157°	82-9538°	82-9549°
RAAN	24-7271°	284-2612°	57-7437°	336-7085°	150-7252°	47-3270°	40-8216°
Eccentricity	0-0001577	0-0003789	0-6030315	0-0012793	0-0010929	0-0008653	0-0022938
Arg of Perigee	69-4037°	52-1908°	147-4818°	194-8318°	304-3322°	179-5237°	98-8071°
Mean Anomaly	290-7174°	307-9660°	271-1833°	165-2505°	55-6478°	180-5920°	261-5590°
Mean Motion (r.p.d.)	15-30644453	15-28741574	2-05878541	14-62072098	12-44393027	12-05055654	12-08700001
Decay Rate (r/d ²)	2-399e ⁻⁰⁵	-1-462e ⁻⁰⁵	-3e ⁻⁰⁸	6e ⁻⁰⁷	-2-5e ⁻⁰⁷	1-2e ⁻⁰⁷	1-3e ⁻⁰⁷
Epoch Rev (Orbit No)	25749	27792	2476	13742	414	21101	21158
SMA (km)	6852-533	6854-675	26103-566	7061-703	7866-846	8033-830	8017-663
Amon. Period (min)	94-078020	94-195123	699-441522	98-490355	115-719067	119-496556	119-136262
Apogee (km)	486-983	492-239	35467-949	693-965	1505-860	1662-638	1678-479
Perigee (km)	484-821	487-044	3985-404	675-897	1488-665	1648-735	1641-697
Ref. Perigee	3202-94813934	3200-21059975	3192-30973639	3192-21704623	3179-15180088	3179-15180088	3197-7985686
Beacon Freq (MHz)	19-955 (COSMOS)	145-8250	145-809	145-826	435-7970	29-331 & 29-459	29-341 & 29-502

Whole-day Passes

Our list of all orbits given for OSCAR-12 in the November column proved to be extremely popular, and brought a lot of first time activity for many readers, who found the satellite easy to follow, and enough to awaken their interest to take the steps to get on regularly. Even veteran satellite operators such as G3POX managed to hear FO-12 for the first time, and many who were already active were grateful for tracking confirmation.

For these reasons we have repeated the idea, but this time giving all the passes of the UTC day for both the RS-5 and RS-7 satellites. We have chosen Sunday December 21, as the satellites will then be out of eclipse, interspersed, and have their transponders and even Robot's on continuously. Readers will have their magazine, and hopefully should have a free day over the weekend.

The print-outs come from GM4IHJ's "redstar" program for the Sinclair 48K Spectrum Computer, and will perform for all of the existing and forthcoming "RS" satellites. It is available from SARUG, the Sinclair Amateur Radio Users Club, G4INP QTHR.

RS-5 and RS-7 have separate blocks under Fig. 1, and the columns read vertically the UTC (GMT) time in two minute steps from the time that the satellite appears over the UK horizon (AOS) until it drops below (LOS). From left to right we have the time, the satellite azimuth degrees true from the UK, the elevation in degrees above level horizon, the latitude, followed by the longitude of the point of earth over which the satellite is at the time, and finally the distance to that in kilometres. Stations situated in the corners of the UK may find the timings and bearings are out by a very small amount, as these passes are based on your writer's QTH in East Anglia.

The first passes of the day are going from NNW to E, and are good for those who are unable to elevate their antennas, as they are low-angle polar passes to us. W's, VE's and KL7's should be on at the start, and UA9's and O's at the end. This, and the next two passes will be little used, and modestly powered stations should get good returns. The third pass is almost overhead, and will work well for those with high-angle antennas such as turnstiles and crossed dipoles, a few watts working well. By the fourth pass, lots of Europeans will be up and active, so the passband may be

crowded with many stations. The following pass from our NNW to W is excellent for the USA and Canada, and should provide lots of transatlantic activity, again with no need to elevate one's antenna. We then have a gap, as the next two orbits take the passes behind the pole, sub-horizon to the UK, and we start again in the afternoon with passes going from E to NNE, good for the USSR DX. This is followed by high angle passes over Europe, whilst our last pass of the day is the best of all for the USA and Canada, coming from our W to NNE, up the Atlantic seaboard of the USA to give optimum American DX to Europe.

It would be interesting to compare some of the stations heard on what will otherwise be a very dead 28MHz band, and logs would be appreciated. Remember to listen between 29.410 and 450MHz for RS-5, 29.460 to 500 for RS-7, with the beacons on 29.450 and 501MHz respectively. RS-7 may have its Robot on 29.340MHz, too! On each successive day, passes will be a few minutes earlier.

**Reports to arrive
by December 24**

VHF BANDS

Reports to: Ron Ham BR515744, Faraday, Greyfriars, Storrington, West Sussex RH20 4HE



by Ron Ham BR515744

While observing the sun with his spectro-helioscope on September 20, 21, 22, 25, 26 and 28, Cmdr Henry Hatfield in Sevenoaks, found an average of 2 or 3 filaments and a few quiescent prominences on each occasion.

"Active areas were recorded again on the 29th and 30th when a small single spot came around the east limb on the 29th," wrote Bruce Hardie, in the October issue of *Solar News*. Bruce included in his column two drawings of the prominences seen, on both limbs, at 0944 on the 30th.

"Radio aurora was reported by a GM in Fraserburgh at about 2200 on the 24th and the continuously recording magnetometer, operated by Karl Lewis in Saltash, recorded storms at 2145 on the 24th and at times on the 25th," said Ron Livesey from Glasgow. He is the auroral co-ordinator for the British Astronomical Association. Ron's own magnetometer indicated storm conditions on days 20, 22 and 23 and the Observatory at Boulder, Colorado, reported a minor storm between days 23 and 27.

Unfortunately for Bob Anderson in Johannesburg, the skies were overcast from the 26th to the 30th. However in Selsey, Patrick Moore observed a single sunspot on October 2. Boulder reported a minor storm between the 2nd and 5th and quiet homogeneous glows were observed from 2145 on the 2nd to 0040 on the 3rd by Maurice Scollay in Kirkwall and the Met. office at Wick.

"There was the odd aurora during this period, but none at this location came to any great intensity or duration," wrote Lawrence Morgan GMOATQ in Greenwich. He continued, "I managed to catch EI6GF and a few GMs on the 13th, but the odd thing was how westerly the Aurora manifested. I could hear the German 144MHz beacon DLOPR, beaming about 340° only and while I was beaming around 5°, I heard a station that was located to the south-west of me via a mixture of tone-A and tropo, but when I beamed to 350°, his

signal went 100 per cent auroral. I then checked the beacons and found DLOPR again and GB3LER, which is usually inaudible at this QTH".

At 1540 on October 20, Patrick Moore observed the sunspot group seen in Fig. 1.

Information about *Solar News* and the supply of solar blanks for sunspot drawing is available from the Editor, Bert Chapman, Brindles, Mill Lane, Hooe, Battle, E. Sussex TN33 9HT.

The 28MHz Band

"Who says ten is dead?" asked Dave Lingard G0CLH, Birmingham. During the opening on October 13 he received signals, at good strengths, from stations in CX, LU and PY. "The 14th and 15th were quiet, except for Europeans, the 16th turned up YC2CTW and listening around at 1000 on the 17th, VK2JY and VK4WB popped up and so did my blood pressure," said Dave. That's not all, on the 18th he heard signals from CT, EA, F, HA, I, IT9 OK, PA, UA3, UA6, UA9, UM8, ZC, ZS and 4X6 on 29MHz f.m., followed on the 19th with CE, EA, LU1AJ, LU3XQB and Z21EV and on the 20th, HC4, YB0, YCO and 7X3 were heard. This lot elevated Dave's score to 87 countries logged since 1 January 1986. Not bad in a quiet year.

Fred Pallant G3RNM in Storrington, heard several ZS stations working Italians on the 14th and at 1225 on the 21st, he logged signals from GM, LA and OE at various strengths. "There seems to be more DX around now, but not having a beam here I can't always work it," wrote Don Hodgkinson G0EZL, Hanworth. However, between October 6 and 18, he exchanged reports with C53CR, F6BZA/P/7X, LU1ASP, LU3AJW, UA9MR and YC1EHR and heard stations in CE, CX, J28, PY, VP8, ZP5, ZS6 and Z21.

Propagation Beacons

My thanks to Chris van den Berg in The Hague, Len Fennelaw G4ODH in Wjs-bech, Henry Hatfield, Don Hodgkinson, Norman Hyde, Bill Kelly in Belfast, Dave Lingard, Lawrence Morgan, Ted Owen in Maldon, Fred Pallant, Gordon Pheasant G4BPY in Walsall and Ted Waring in Bristol, for their detailed logs and comments, helping me to prepare Fig. 2, and 28MHz beacon chart.

"Some European beacons are still coming through and since October 13, when I first heard 3B8MS, the African beacons have been heard more frequently," wrote Don Hodgkinson on October 21.

In addition to a good haul of African, European and South American beacons, Gordon Pheasant received signals from the Adelaide Is beacon VP8ADE on the 18th and 19th. Gordon uses a Sinclair computer to control his receiver for beacon observation and wrote, "One of the great features of the QL is the possibility of extending the BASIC keyword list with specialised procedures and functions. Now that I have got into the QL machine code programming, I have been able to write a complete set of keywords, RX-ON, RX-OFF, RX-MODE and TUNE, which are purely for commanding the FRG-8800." He also has a function RXMD, which returns his receiver to the mode he was currently in, i.e., "If the computer has set a mode via RX-MODE and has switched the receiver on, I can simply type RX-MODE 'FM' and TUNE 29.6 to put the receiver on the f.m. calling channel." What about it readers, are any more of you using computers like this?

"The 14MHz beacons to the west and south have been very consistent," wrote Len Fennelaw. He looked for their signals daily from September 12 to October 11, as can be seen from Fig. 3. He commented, "OH2B has been quite erratic, however at the time of writing, it was appearing again at 599."

Both Norman Hyde and I logged signals from the 50MHz beacon at Potters Bar GB3NHQ, on most days during this period and Norman copied the Anglesey beacon GB3SIX, via meteor scatter, on each day that he observed.

Practical Wireless, January 1987




Fig. 1

BBC Essex

QSL CARD

190 NEW LONDON ROAD
CHELMSFORD
ESSEX CM1 3AR
TELEPHONE (0246) 262360

This card confirms that:

Telex

For W. S. Little Date 6/10/86

of

licensed to BBC Essex on 30/9/1986 from 1056.307

at 105.5 Mhz

Thank you for your communication.

Engineer In Charge, BBC Essex

The predominantly high atmospheric pressure between September 20 and October 19 enabled Don Hodgkinson to receive signals on September 22 and 23 and October 4, 8 and 9 from the v.h.f. beacon in Angus GB3ANG—144.975 MHz and daily from the beacons in Cornwall GB3CTC—144.915MHz and Wrotham GB3VHF—144.925MHz. He also received FX3THF—144.905, on most days and ON4VHF—144.985MHz on September 22.

From The Hague, Chris van den Berg logged GB3CTC on September 20, 21, 25, 26 and 30 and October 11 and 17, FX3THF on days 22 and 26, ON4VHF consistently from September 24 to October 5 and GB3VHF every day.

Tropospheric

The atmospheric pressure (Fig. 4), measured at noon and midnight at my QTH was predominantly high and above 30.0in (1015mb) from September 26 to October 17. It was below this "magic" line from the 18th to the 25th as rain and gales swept across many parts of the UK. Similar barometer readings were taken by Ted Owen in Maldon. As usual, the high pressure period was good for v.h.f. and u.h.f. communications.

"I heard GB3CTC for the first time on September 29 and worked a few stations down the west coast, which is normally a difficult path for me," wrote Lawrence Morgan. On October 6, Lawrence heard a GW station on 144MHz while his antenna was facing north-east and by turning his beam he was able to work GW4VEQ and GW4WJO. "I was very lucky to be around as the band opened, because after about 5 minutes their signals sank back into the noise," said Lawrence. He told me that GM0EWX and GM1JAY are active from Skye, in WR square, on 144MHz s.b. and are looking for contacts in the south.

Toward the end of September, Bill Kelly received signals through the 144MHz repeaters in Ayr GB3AY on R2, Berwick upon Tweed GB3BT on R4, Burnley GB3RF on R7, Buxton GB3HH on R4, Dublin EI1DK

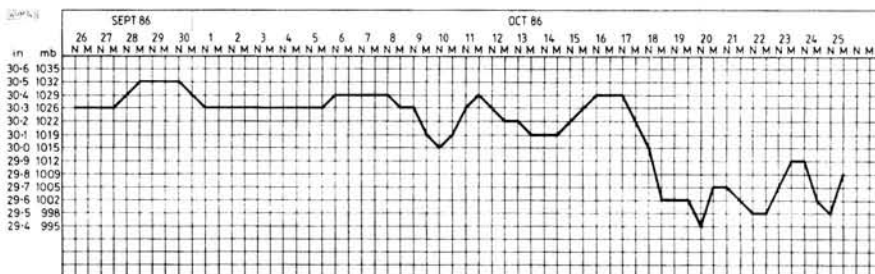


Fig. 2




Fig. 3

Fig. 4

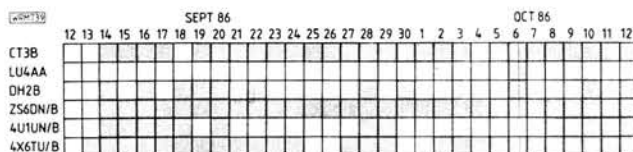


Fig. 5

on R0, Duns GB3SB on R2, Elgin GB3SS on R0, Longbridge GB3AM on R6, Moel-Y-Parc GB3MP on R6, Perth GB3PR on R3, Powys GB3PW on R3, Sligo EI7CS on R4 and Stockport GB3MN on R2.

Frequently throughout the good spell, Chris van den Berg heard stations working through the repeaters in Danbury GB3DA-R5, London GB3SL-R2, Maidstone GB3KN-R4 and Tacolneston GB3NB-R1. On September 25 he added GB3AM, GB3SS and Wells GB3VWR-R0.

During the openings on September 30 and October 4, 5 and 10, **Ross Neilson G4ZNZ** in Filey, worked stations in Austria, Czechoslovakia, East and West Germany and Poland thus bringing his confirmed totals to 65 QTH squares and 15 countries on 144MHz, since September 1984. He uses an FT-726R or FT-480R, plus a 100W Microwave-Modules Linear into a 14-element Yagi.

934MHz CB

In Caerphilly, **Noel Smythe CD 01**, is active on the 934MHz Citizens Band and while conditions were good he had QSOs with fellow enthusiasts in Devon, Middlesex and Sussex. I would be pleased to hear from other readers who use this band.

Band II

At 1857 on September 21, **Andrew Lomas** in Barnsley, heard the Independent Local Radios Broadlands, Chiltern and Wyvern, around 97MHz. For the first time and on the 24th he added Hereward Radio to his log. "There was intense activity on the 30th with many French, German and possibly Belgian stations throughout the range from 97 to 106MHz," said Andrew. He logged more DX at various times between October 1 and 6 and asks, "Did anyone else record similar happenings?"

Chris Wood in Co. Durham did! He received BBC Radios Lancashire and Shropshire and ILRs Leicester Sound, Signal Radio, Radio Aire and Red Rose.

Bill Kelly logged BBC Radios Cumbria, Essex, Manchester and WM, ILRs Downtown Radio, Piccadilly Radio and Radio Trent, Manx Radio and RTE-3. Bill also received a QSL card from BBC Radio

Essex, Fig. 5, acknowledging his reception of their signals on September 30.

In Glasgow, **Alexander Little** also heard Downtown and Manx Radios in addition to BBC Radios Cleveland and Newcastle and ILRs Metro Radio and Radio Tay. During the Sporadic-E opening on September 20, he heard an Italian station giving traffic news for Milan and a strong signal from Spain, around 88MHz, which he thinks was Radio Cadena Compass.

Around mid-day on the 20th, **Ian Smith** in Paisley, logged signals from Italy-RAI 1 and Radio Roma, Spain and Radio Telefeis Eireann.

At St. Leonards-on-Sea, **Harold Brodribb** also heard the DX and reports that during the summer months he received stations, on almost every channel between 87.6 and 108MHz and, with the aid of the Radio France list, he identified and heard 24 stations carrying Culture, Inter and Musique programmes, seven Radio France "locales" stations, which make individual calls and 17 "libre" stations, with all but four identified by their calls.



Radio Amateur

Invalid and

Blind Club

Find out how you can obtain help or how you can help others by sending a sae to the hon secretary, Mrs Cathy Clark G1GQJ, 9 Conigre, Chinnor, Oxford OX9 4JY.

Post early for Christmas!

Make sure your reports arrive before December 24

Detailed logs this month have been received from **Mike Bennett** (Slough), **Frank Brisley** (Leyland), **Harold Brodribb** (St. Leonards-on-Sea), **Len Eastman** (Bristol), **George Garden** (Edinburgh), **Simon Hamer** (New Radnor), **Edwina and Tony Mancini** (Belper), **David Meredith** (Dudley), **Lawrence Morgan** (Greenock), **Ron Shaw** (Telford), **Ian Smith** (Paisley) and **Noel Smythe** (Caerphilly).

I learnt with regret that Frank Brisley passed away recently. So this month I have given his Band I report pride of place. We extend our sympathy to Frank's family and to his many friends.

Between May 26 and August 14, Frank logged various television adverts, captions, clocks, logos, programmes and test cards, via Sporadic-E. These were from stations in Austria—ORF FS1; Czechoslovakia—CST 01 and RS-KH; Finland—YLE TV1; Iceland—RUV Island; Italy—RAI 1; Norwegian Regionals Norge—Bagn, Hemnes, Melhus and Stengen; Portugal—RTP1 and LISB-1; Spain—RTVE and Barcelona; Sweden—TV1 Sverige; USSR and Yugoslavia—JRT.

Among the highlights in Frank's log were seeing World Cup football and the Royal Wedding from Spain, and a chess demonstration from the USSR.

It is this type of report that encourages readers like **Bob Attridge** in Windsor to enquire about adding DXTV equipment to their stations. My quick advice is, get yourself a 625-line television receiver which has separate rotary or sliding scale type tuners for the v.h.f. Bands I—Chs. E2-4 and III—Chs. E5-12 and the u.h.f. Bands IV—Chs. 21-38 and V—Chs. 39-69. Then, be patient, because in general DX will only appear in Band I while

Sporadic-E is present and in Bands III, IV and V during a tropospheric opening.

Although, as readers have shown many times, a few Sporadic-E disturbances do occur during the winter months, the main season for sudden out-breaks of Sporadic-E lies between April and September, peaking in June and July. A tropospheric opening is most likely to occur when a prevailing high pressure system is on the move (watch the TV weather charts) and your barometer is indicating a fall. A copy of the *World Radio TV Handbook*, is an excellent source of information about the channel numbers and frequencies used by overseas networks.

Band I

Reference to Fig. 14 shows that out of season DX does happen in the lower v.h.f. range, especially around Chs. E2 (48-25) and R1 (49-75MHz). This is a most sensitive area to even the mildest form of Sporadic-E and these are frequencies where rapid snips of pictures are often received via meteor trail reflection. The chart covers the period September 20 to October 23, and "really good" appears to be the general opinion of the Sporadic-E disturbance on the 20th which, for a while, extended to the 144MHz band.

Back in July, the Mancinis sent a reception report to DDR and in September they received that station's QSL card, Fig. 2, and a transmitter frequency list in reply. They also received a list of frequencies and a QSL card from Portugal-RTP and Radio



by Ron Ham BRS15744

Country	DXer						
	1	2	3	4	5	6	7
Belgium	X	X	X	X	X	X	X
France	X	X	X	X	X	X	X
Germany	X	X		X	X	X	X
Ireland			X	X	X		X
Luxembourg	X	X					X
Netherlands	X		X	X	X		

DXers ▲ Fig. 1

- | | |
|-------------------|-------------------|
| 1 Mike Bennett | 1 Mike Bennett |
| 2 Harold Brodribb | 2 Len Eastman |
| 3 Len Eastman | 3 Simon Hamer |
| 4 Simon Hamer | 4 E & T Mancini |
| 5 The Mancinis | 5 David Meredith |
| 6 David Meredith | 6 Lawrence Morgan |
| 7 Noel Smythe | 7 Ian Smith |
| | ▼ 8 Noel Smythe |

Country	DXer							
	1	2	3	4	5	6	7	8
Austria	X	X	X	X		X		X
Czechoslovakia		X	X	X				X
Denmark				X				
East Germany				X				
Hungary		X	X			X		
Iceland		X	X					
Italy		X		X			X	X
Norway			X	X				
Poland	X	X	X	X				
Portugal			X	X	X			X
Spain	X			X	X	X	X	X
Sweden			X	X				X
Switzerland			X	X			X	
USSR	X	X	X	X			X	X
West Germany			X	X	X			
Yugoslavia	X	X	X	X	X		X	X

Fig. 14 ▲

Moscow, respectively, acknowledging their television reports. Many TV enthusiasts have a camera ready to record that bit of special DX and this time I have pictures from Estonia and Poland (Figs. 3 and 4) received by Len Eastman, Spain (Fig. 5) by Noel Smythe and the Russian programme



Fig. 2: QSL from DDR




Fig. 3: Estonia testcard with clock



Fig. 4: Excerpt from Polish programme



Fig. 5: TVE Spain




Fig. 6: World affairs caption from USSR



Fig. 7: RTL Luxembourg via Band III tropo

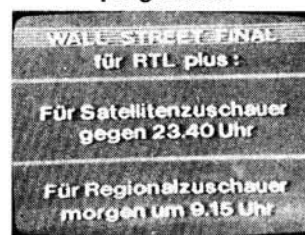


Fig. 8: RTL on Band III




Fig. 9: RTL weather on Band III



Fig. 10: RTL cine club caption




Fig. 11: Denmark clock interlude on Band III




Fig. 12: Denmark close down sequence on Band III



Fig. 13: Scottish TV caption on Band V

NEW EDITION

Large Format
10" x 8"



£5.95

At last - 'A TV-DXers Handbook' the new edition by Roger Bunney has been published! Extensively revised, enlarged and completely updated from its earlier editions, with new and expanded sections covering all aspects of TV-DXing - channel allocations, transmission standards, signal propagation, aerials, amplifiers, filters, test cards, satellites and lots, lots more. The essential book for all TV-DXers, being a practical guide for the beginner and a source of reference for the established enthusiast, published by the Babani Press in October 1986 and with the stocks being despatched immediately to Aerial Techniques.

The 'TV-Bildkatalog' is the ideal companion volume, detailing test cards, captions, logos and regional maps from all the European TV networks, we are the sole UK outlet appointed by the publishers.

Our comprehensive range of aerials and equipment are unbeatable for value and technical excellence, all detailed in our 65p Catalogue. Why not send for your copy today.

'A TV-DXers Handbook' - 'hot off the press' £5.95
 'TV-Bildkatalog' - the definitive and up to date test card book £5.95
 LABGEAR CM6022/RA UPCONVERTERS incorporates built in preamplifier complete with gain control, used but guaranteed in good working order £22.50
 NEW! - Ant/Game Switch EU-AB17 changeover unit for switching aerial leads etc. £2.95
 PHILIPS AFC (U700) Module for use as Signal Strength Meter (S.A.E. for details) £4.95
 YOKO model F1 Multiband VHF/UHF 5" screen Television, System B/G1 operation (5.5/6MHz sound) for UK & Continental use, ideal for TV-DXing, covers Bands 1, 3 & UHF, 12 volt, battery and mains operated (SAE leaflet) £89.95
 (Carriage & Insurance on above television £4.95).

All prices inclusive of VAT and Carriage. Delivery 7-10 days.
 ACCESS & VISA Mail and Telephone orders welcome.



AERIAL TECHNIQUES (PW)

11, Kent Road, Parkstone,
 Poole, Dorset, BH12 2EH. Tel: 0202 738232.



LOSING DX?

ANTENNA TUNER, for outside or INDOOR antennas, end-fed LONG WIRES or dipoles, **BOOST DX** and reduce interference 100kHz-30MHz in 6 overlapping ranges, IDEAL for FRG7700 etc or 10W tx, BANDPASS design with pre-wound high Q coils and expensive air dielectric capacitor **only £28.20**, get MORE DX.

V.L.F.? EXPLORE 10-150kHz, Receiver £26.20.

RARE DX UNDER QRM? DIG it OUT with a **Tunable Audio Notch Filter**, between receiver and extension speaker, **BOOST** your DX/QRM ratio, 40dB notch, **£19.90**, hear WEAK DX.

Each **fun-to-build kit** (ready-made to order) includes ALL parts, CASE, pcbs are fibre glass, instructions, by-return postage, (Europe same, Giro 21.923.4000) and list of other kits.

CAMBRIDGE KITS

45 (PN) Old School Lane, Milton, Cambridge.

SUMMER JOBS IN THE USA FOR 1987

American children's summer camps are seeking bright, enthusiastic young people (aged 19½-35) to live with and teach amateur radio skills to children from mid-June to mid/end August. Return flight, special work visa, food and accommodation arranged PLUS \$300-\$350 pocket money for the season. A challenging and rewarding programme for those who don't mind hard work and who have a genuine regard for children. If you have the relevant experience, and would like further details of this fantastic opportunity to work and travel in the USA (for up to 6 weeks after camp), please contact:

**Paul Wilson
 BUNACAMP**

232 VAUXHALL BRIDGE ROAD
 LONDON SW1V 1AU
 TEL: 01-630 0344

S.E.M. UNION MILLS, ISLE OF MAN

Tel: MAROWN (0624) 851277

NEW. S.E.M. QRM ELIMINATOR. Do you suffer from local QRM. Motors, power lines, TVs, local station? We can stop it, with this entirely new concept developed by us. Phase out interference using a small pick up aerial. 1.8-30MHz. £85. If you don't believe its true, try one for 10 days, if it doesn't solve your problem, we'll refund, less £5 to cover costs. We have many delighted owners now, who can't speak too highly of performance.

NEW S.E.M. Dummy load. 100W with dummy load/through switch. So you leave it plugged in. £22.00 Ex-stock.

NEW S.E.M. TRANZMATCH. Now has a switch to select DIRECT to aerial, BALANCED or UNBALANCED or DUMMY LOAD. The matching unit retains its tremendous versatility capable of matching virtually any aerial to 50 ohms at up to 1kW, balanced or unbalanced. The link coupled output isolates the aerial from the rig, which can cure TVI both ways. Their robust construction is proved by the ones in daily use for 15 years. 1.8-30MHz £110. Ezitune built in £39.50 (see below). Built in dummy load £8.90 Ex-stock.

S.E.M. 2 metre Transmatch £32.00 Ex-stock.

S.E.M. EZITUNE. Do you use an antenna matcher? You need our Ezitune to tune it to your frequency without transmitting. Listen to the S9+ noise on your receiver and adjust your aerial tuner for a dip in the noise and you are matched up to 50 ohms (1:1 SWR). Protect your radio and stop tuning QRM. £45 boxed, or p.c.b. + fixing bits and instructions to fit in any A.T.U. £39.50. Ex-stock.

VERY WIDE BAND PRE-AMPLIFIERS

They cover from 3-40MHz or 20-500MHz with a noise figure of 1.5dB and an unprecedented +30dB 3rd order 1P at the INPUT. This means that they are quite exceptional in handling very strong signals, very important on wideband pre-amps. Gain is 9dB.

We make each in three types. Straight pre-amp, this has a signal loss if you switch it off, £32.00. One which switches to "straight through" when switched OFF, can be used for transmitting through (100W) if supplied with 12V on receive and 0 on TX, costs £35.00. An R.F. switched unit is £45.00. All Ex-stock.

We are continuing to make our highly acclaimed dedicated 2 Metre pre-amps with adjustable 0-20dB gain and 1dB N.F. Receive only £21.90. R.F. switched £34.00 and with 240V P.S.U. £39.00. Ex-stock.



CONVERTERS for LF, MK, HF, VHF, UHF.

Our new H.F. CONVERTER opens new horizons for receivers, use with the new all mode V.H.F., U.H.F. receivers FRG9600 and ICR7000, extends their coverage down to 100kHz, giving you LF, MF, HF, VHF and UHF. You tune your RX from 100MHz up, e.g. 103.500 is 3.5MHz. It has two aerial sockets, one for H.F. into the converter and one for V/UHF switches straight through into your RX when you switch the converter OFF, i.e. No plugs to change. All this for £45.00. Ex-stock.

R.F. NOISE BRIDGE. If you are experimenting with aerials you need one of these units. Tells you the resonant frequency and impedance of your aerials and also invaluable for measuring ¼, ½, etc., wavelength of feeders, etc. £45.00. Ex-stock.

WAVEMETER. A pretty little absorption wavemeter, to satisfy the licence conditions. 1.5-30MHz with a meter indication. £39.50. Ex-stock.

IAMBIC KEYS. We use the world famous CURTIS chip which eliminates the little idiosyncracies common in other keys. Opto-isolators from the chip ensure that R.F. can't get in, a common problem with multi-chip keys. £45.00. An excellent twin paddle key often mistaken for ones costing several times more at £19.50. Ex-stock.

2 METER LINEAR POWER AMP/PRE-AMP. People are constantly telling us that comparing different makes our Pre-amp is best. (See Pre-amps for spec.) Three models. Sentinel 35 12x power gain e.g. 3W IN-36W OUT. Ideal for FT290 £85.00. Sentinel 50, 10W IN-50W OUT £95.00. Sentinel 100 10W IN-100W OUT £135.00. All Ex-stock.

AUDIO MULTIFILTER. Has fully adjustable BAND PASS, HIGH PASS, LOW PASS and 2 NOTCH filters. From 2.5kHz to 20Hz. Making the most versatile filter available. £75.00. Ex-stock.

T.V.I. Our Braid Breaker/High Pass Filter cures T.V.I. by plugging into the TV aerial socket. £7.50. Ex-stock.

S.E.M. SWITCH. 3 way ant. switch + 4th position to earth. 1kW. S0239S D.C.-150MHz. £23.00. Ex-stock.

12 MONTHS COMPLETE GUARANTEE INCLUDING ALL TRANSISTORS.

Prices include VAT and delivery. C.W.O. or phone your CREDITCARD No. Ring or write for further data. Orders or information requests can be put on our Ansaphone at cheap rate times.

caption *Today in the World* (Fig. 6) by the Mancinis.

Tropospheric

"The tropo excelled itself this month," wrote Mike Bennett. He found that the period October 4 to 10 was exceptional, with signals on all Band III channels from early morning until late at night.

"Conditions were really good on the 4th," said Simon Hamer, adding, "I received pictures from Denmark on Ch. E10, while mobile. My set was on the passenger seat of my car and using its own rod antenna".

Noel Smythe received strong colour pictures on Ch. E7, from Luxembourg—RTL (Figs. 7, 8 and 9) on several occasions and at 1930 on the 3rd, he saw a Cine Club programme (Fig. 10) from a West German station on Ch. E8.

Both Simon Hamer and the Mancinis reported watching *Yes Minister*, with subtitles, from Danish Television DR, on Ch. 7. Furthermore, they received signals from Denmark on all of their Band III channels. Among the many pictures recorded by the Mancinis' camera, during this period, was a clock interlude (Fig. 11) and the close down sequence (Fig. 12) from DR Radioavisen.

From his QTH in Telford, Ron Shaw received good colour pictures in the u.h.f. band from the IBA networks, Anglia, Thames, HTV and TVS and after the BBC-1 news at 2100 on September 29 he identified programmes with a local flavour from the South and Wales.

Strong signals, often in colour, were received at various times in Bands III, IV and V, from many parts of Europe by readers listed in Fig. 1. The reports include such identifications as BRT TV1 and RTBF-1 from Belgium; TDF A2/RES-2, Canal Plus, FR3/RES-3 and TF1 from France; ARD/ZDF, BR-1, DDR, HR-1, NDR-1 and 3, SWF and WDR from Germany; PTT-NED-1 and 2 from Holland; RTE-1 and 2 from Ireland and RTI Plus from Luxembourg. All Ireland football, basketball, various popular films and music, and news features, *Akuelle Kamera*, *Taggesschau* and *Nos Journal* and a variety of adverts, cartoons and children's programmes were also mentioned in the letters.

Unlike Sporadic-E disturbances, which usually last for a few hours, tropospheric openings can, depending on the weather, ebb and flow for several days and conditions were no doubt right again for Brian Buckley, in Dungannon, to receive pictures from the BBC and/or the IBA in Scotland, Fig. 13, as he did during similar circum-

stances in August 1985.

George Garden took his set and amplified loop antenna up on Cairn O' Mount and feels sure that he identified signals from a new, vertically polarised, transmitter at Gartly Moor, around the Huntley direction, in Aberdeenshire, on Ch. 61. "I saw an advert for Inverurie, so this signal was definitely coming from the Grampian transmitter region," said George. Then he climbed to the summit, some 450m a.s.l. and received strong pictures, in colour, from Border Television's Selkirk transmitter on Ch. 59.

Amateur (Fast Scan) Television

"A proposed 24cm repeater is awaiting the licence and should be on the air in north Bristol during 1987," wrote Len Eastman G8UUE, of the Bristol FM TV Group. "There is a very great interest in 23 and 24cm in Bristol," said Len, who told me that G0DRX, G1IXE, G1IXF, G4BVK, G4YQR, G4ZQF, G8GLQ, G8VPG and G8UUE are among those already active in the area.

Reports must arrive by December 24

MW BROADCAST BAND DX

Reports to: Brian Oddy G3FEX, Three Corners, Merryfield Way, Storrington, W. Sussex RH20 4NS

Due to an agreement between the BBC and the Monserrat based Antilles Radio Corporation, the BBC World Service news and current affairs programmes are now re-broadcast to the Caribbean area three times a day via its powerful 200kW transmitter on 930kHz.

During daylight hours, their signals reached as far south as Guyana and to the US Virgin Islands in the north. At night they reach Cuba and Nicaragua. However, as all dedicated DXers will realise, night-time propagation conditions may well permit reception in other areas. Now that the winter period has brought the long hours of darkness needed by DXers on this side of the Atlantic, it is well worth looking out for these signals. Radio Antilles was founded in 1963 and already rebroadcasts programmes from the Voice of America, Radio Canada International and the German External Broadcasting Service, Deutschwelle.

The BBC has also reached an agreement with the American Public Radio system. Now, over three hundred stations across the US can carry the BBC World Service news bulletins, Radio Newsreel and current affairs output. This includes *The World Today*, *Twenty-four Hours* and *Outlook* along with financial and sports news. These reach APR via the Atlantic Ocean satellite and are then distributed to their affiliated stations. So, when tuning across the m.w. band in a search for DX, don't just dismiss the BBC World Service as a local signal, for it could be arriving from the Caribbean or the USA!

have been heard in the UK. Some of the signals have been arriving here much earlier than hitherto, for example **George Morley** of Redhill has heard CJYQ, located in St. John's, Newfoundland, as early as 2225 on 930! CJYQ makes a very good guide to band conditions and for anyone trying their hand at transatlantic DXing for the first time it is likely to provide the indescribable thrill of hearing medium wave signals from across the Atlantic without staying up well into the small hours of the night!

Using a Trio R2000 receiver, George has heard both VOMC 590 from St. John's and CBGY 750 located at Bonavista Bay, Newfoundland, around 0100. From the USA he heard WBZ 1030 and WMRE 1510 both in Boston, but found their signals were only fair. Those from WCAU in Philadelphia on 1210 were distinctly poor. The most consistent signal from the USA was WINS 1010 in New York.

Tim Shirley, who has been checking the transatlantic DX scene in Bristol, heard WINS at 0130 followed by WHN 1050, also in New York, at 0230 using his Trio R600.

Signals from the Caribbean area have been good and Tim says his best DX so far was the Caribbean Beacon, Anguilla on 1610—he is now awaiting their QSL. He also logged ZDK in Antigua on 1100 at 0330, which has not been reported recently. A QSL card and pennant have been received after only three weeks following his reception of Radio Globo from Rio de Janeiro, Brazil on 1220 at 2300. This station is frequently a very good signal in the UK quite early on and no doubt Tim's news about the QSL prospects will encourage other DXers to listen out for this one!



by Brian Oddy G3FEX

In Pontypridd, **Graham Powell** has been checking the band with a Trio R2000 receiver between 0005 and 0530UTC and logged three stations from S. America—Radio Rumbos in Venezuela 570; Radio Globo in Sao Paulo, Brazil 1100; Radio Globo in Rio 1220. From Anguilla he noted the Caribbean Beacon broadcasting Evangelical programmes on 1610. Turning to the USA, he logged WINS 1010; KDKA in Pittsburgh 1020; WBZ 1030; WHN 1050; WBAL in Baltimore 1090; WNEW in New York 1130; WCAU 1210; WMRE 1510 and WQXR in New York on 1560. From Newfoundland he picked up VOMC 590; CKYQ in Grand Bank 610; CKVO Clarenville 710 and CJYQ 930—altogether a most impressive list!

In an interesting report from Bolton, **Michael Sargeant** says that until he decided to stay up and really check the band one night, the only transatlantic DX signal he had ever received was the Caribbean Beacon on 1610. That night, after finding the Caribbean Beacon to be audible at 0130, he carefully tuned around the band and heard his first ever signal from the USA, namely WCAU in Philadelphia on 1210 at 0220! WBAL on 1090 was next at 0230, followed by Boston's "memory station" WMRE at 0246. At 0253 he came upon his first Canadian station, namely CHUM 1050 in Toronto and by 0305 had added New York's WINS on 1010 and CJYQ from St. John's, Newfoundland, on 930. Michael found that the signals were subject to fading, from about S3 to S1 which is frequently the case.



QSL card from WHN sent to Roy Spencer

DX Report

(Note: All frequencies in kHz: Time UTC = GMT)

Transatlantic DX: With the advent of the longer nights and steadily improving conditions, many transatlantic signals

Freq (kHz)	Station	ILR/BBC	1	2	3	4	5	6	7	8	9	10	11	12	13	14
603	Invicta Sound	I					D						X			
630	R. Cornwall	B					D									
630	R. Bedfordshire	B											X			N
666	Devonair R.	I								N						
666	R. York	B			D							D	X			
729	R. Essex	I						D					X			N
756	R. Cumbria	B														
756	R. Shropshire	B		X									X			
756	R. Essex	I						D						D		N
774	R. Kent	B						D					X			
774	Severn Sound	I											X			
792	Chiltern R.	I											X			
801	R. Devon	B											X			
828	2CR	I			X					N						
828	R. WM	B														
828	R. Aire	I											X			
828	Chiltern Radio	I				X		D					X			
837	R. Leicester	B											X			
855	R. Norfolk	B											X			
855	R. Lancashire	B			D			D					X			
873	R. Norfolk	B											X			
936	GWR	I				X										
954	R. Wyvern	I			X								X			
990	Beacon R.	I											X			
999	Red Rose R.	I			D											
999	R. Trent	I						D					X			
1026	Downtown R.	I				D										
1026	R. Jersey	B		X						X						
1026	R. Cambridgeshire	B						D					X			
1035	R. Kent	B						D					X			
1107	Moray Firth R.	I				D							X			
1107	R. Northampton	B						D					X			
1116	R. Derby	B		X												
1116	R. Guernsey	B								X						
1152	LBC	I						D								
1152	R. Clyde	I				D							X			
1152	BRMB	I		X												
1152	Piccadilly R.	I		X												
1152	R. Broadland	I													N	N

Fig. 1 ▲

Freq (kHz)	Station	ILR/BBC	1	2	3	4	5	6	7	8	9	10	11	12	13	14
1161	R. Tay	I			D											N
1161	GWR	I											X			
1161	R. Bedfordshire	B						D					X			N
1170	Swansea Sound	I								N						
1170	R. Orwell	I						D								N
1170	Ocean Sound	I														
1170	Signal R.	I											X			
1242	Invicta Sound	I														
1251	Saxon Radio	I		X				D								
1260	GWR	I			X											
1260	Leicester Sound	I						D					X			
1278	Pennine R.	I														
1305	Red Dragon	I				X			D		X					
1323	R. Bristol	B				D										
1332	Hereford R	I											X			
1359	Essex R.	I						D								
1359	Red Dragon	I				X										
1359	Mercia Sound	I											X			
1368	R. Lincolnshire	B						D								
1431	Essex R.	I						D								
1449	R. Cambridgeshire	B						D								
1458	R. London	B														
1476	County Sound	I						D								
1485	R. Merseyside	B										X	D			
1521	R. Mercury	I														
1530	Pennine R.	I						D								
1530	R. Essex	B							D							
1530	R. Wyvern	I							D						N	
1548	Capital R.	I														
1548	R. Bristol	B														
1548	R. Forth	I														N
1548	R. City	I		X										D		
1548	R. Hallam	I			X											
1557	Hereford R.	I														
1557	R. Lancashire	B														
1557	Ocean Sound	I							D							N
1584	R. Tay	I														
1602	R. Kent	B													X	

Key: D—Day; N—Night; X—Heard but no data

- 1 Roy Degg, Stoke-on-Trent
- 2 Bill Eyre, Stockport
- 3 Rab Freeman, Port Glasgow
- 4 Alan Jarvis, Cardiff
- 5 Bill Kelly, Belfast
- 6 Mike Kitchener, Hitchin
- 7 Martyn Lindars, Wallington
- 8 Eileen & Wyn Mainwaring, Cowes
- 9 David Middlemiss, Eyemouth
- 10 John Parry, Northwich
- 11 Roy Spencer, Nuneaton
- 12 Darren Taplin, Tunbridge Wells
- 13 Robert Taylor, Edinburgh
- 14 Steven Woods, Bramcote Moor

Over in Belfast, "old timer" Billy Kelly not only searches for the transatlantic DX, but actually spends quite a while listening to their programmes! A talk on economics attracted his attention to WCAU on 1210 one night at 0415. Bill listened to a 'phone-in on WMRE in Boston on 1510 at 0430. This station is mainly concerned with memories of past events and musical hits and no doubt has a lot to interest the listener. A number of stations from New York can often be heard on this side of the Atlantic and the news, topical items and talks broadcast on 1050 by WHN around 0425, keep Bill well informed about events in that area.

The programmes in French mentioned in Bill's report, are broadcast from CKLM in Laval, Quebec on 1570—noted at 0355, while those in Spanish stem mainly from XEBBC in Tijuana, Mexico on 1470, heard at 2325; Radio Vision, Venezuela, noted at 0245 on 1470 and Radio Globo in Rio, Brazil on 1220, which is sometimes audible at 2215. Although the Caribbean Beacon, Anguilla on 1610 is usually a good signal much earlier, by 0500 their closing announcements are fairly weak.

With European broadcast stations on 9kHz channel spacing starting at 531kHz, and N & S American stations using 10kHz spacing starting at 530kHz, some interference is guaranteed. Now, many broadcasters are extending their transmission times well into the small hours which is making the problem ever greater for the DXer.

The use of a good loop antenna may help considerably and suitable designs appeared in the November '85 and July '86 *PW*. By waiting until after some of the European stations have closed down, **Jim Willett** of Grimsby has been able to hear Newfoundland's CJYQ 930 quite regularly with just a wire antenna attached to his Yaesu FRG-7 receiver. CKLM 1570; WNEW 1130; WTOP 1500 in Washington, D.C. and Radio Globo 1100 in Sao Paulo, Brazil, have also been received.

A Grundig 1400SL receiver is used with a loop antenna by **Ian Smith** when looking for DX in Paisley, Scotland. His impressive log includes Newfoundland's CHCM 560 in Marystown at 0357; VOCM 590 at 0128; CBNA 600 in St. Anthony at 0245; CKYQ 610 at 0143; CBN 460 in St. John's at 0212 and CKVO 710 at 0332. From other areas of Canada he heard CJBC in Toronto on 860 at 0335; CFBC 930 in St. John, NB at 0129; CJRP 1060 in Quebec, PQ at 0059; CKCW 1220 in Moncton, NB at 0159 and CKLM 1570 at 0227. Signals noted from the USA were New York's WABC 770 at 0115; WINS 1010 at 0223; WHN 1050 at 0222; WNEW 1130 at 0343 and WQXR 1560 at 0326, also Boston's WHDH 850 at 0255; WBZ 1030 at 0135 and WMRE 1510 at 0239 while those from other areas were WTIC 1080 in Hartford, Conn. at 0158; WBAL 1090 at 0228; WCAU 1210 at 0154; WTOP 1500 at 0210. From S. America Ian picked-up Radio Rumbos 570 at 0251; Radio Gaucha, Porto Alegre, Brazil 600 at 0416; Radio Nacional Cordoba, Argentina 750 at 0309; Radio Nacional Buenos Aires, Argentina 870 at 0350; Radio Jornal do Brasil, Rio 940 at 0347; Radio Capital Sao Paulo, Brazil 1040 at 0316; Radio Globo, Sao Paulo, 1100 at 2316; Radio Globo, Rio, 1220 at 2355. Others were, Tijuana, Mexico XEBBC 1470 at 0230 and TWR Bonaire, Neth. Antilles 800 at 0339.

Other DX: The long wave band tends to be rather neglected by DXers these days despite the fact that it has been in use

since the earliest days of broadcasting. Tim Shirley has been taking another look there and found Lvov, Ukraine on 173 at 2200—he has now received their QSL along with two pennants and six first day covers, however Tim says three IRCs are required. Very high powers are used on this band by some broadcasters these days—Kaliningrad, USSR, heard by Tim on 173 at 0130, runs one million watts (1MW) and Junglinster, Luxembourg, noted in his log at 2100, runs 2MW on 236kHz! Tim also listened to a broadcast from Tipaza, Algeria at 0024 on 254 and awaits their QSL.

Up in Edinburgh, **Robert Taylor** took a quick look at the long wave band at 1100 and picked-up Allouis, France on 162 at SINPO 43334 with his Toshiba RF F-11L receiver plus whip antenna—this station also runs 2MW! Tuning across the medium wave band at night, Robert listened to a number of interesting European stations between 2100 and 2200 including Radio Bremen, W. Germany on 936 with Jazz; Solvesborg, Sweden 1179 at SINPO 55555; Radio Prague, Czechoslovakia on 1287 with a DX programme at 2130; BBC Radio Ulster on 1341 at SINPO 44344; RBI Berlin, Germany 1359; Manx Radio, Isle of Man 1368 with a good Jazz programme and BRT Brussels, Belgium 1512 at SINPO 55555.

Manx Radio on 1368 was also mentioned by **Darren Taplin** who received them for the first time in Tunbridge Wells at 2130 and by **Rab Freeman** who listened to an interesting talk about the Isle of Man one morning at 1030. Rab's 137m a.s.l. location in Port Glasgow provides good daytime groundwave reception from Ireland and some areas of Scotland and Wales. Using a Trio R2000 receiver with a wire antenna in the loft space he can hear the 1kW BBC transmitter in Enniskillen on 873 around 0730 at SINPO 33323, whereas the BBC Lisnagarvey 100kW transmitter on 1341 is SINPO 23333 for most of the time. RTE-1 on 567 and RTE-2

on 612 are both excellent signals, but their transmissions on 729 and 1278 are weaker. The 2kW BBC transmitters in Dumfries 585, Newcastle 603 and Wrexham 657 have all been logged during the daytime. Being a football and baseball fan, Rab listens every night to AFN in Frankfurt, W. Germany on 873.

Another listener who enjoys the sports programmes, music and local news from AFN 873 is **Roy Degg** of Stoke-on-Trent. During the evening Roy logged RNE-1 Madrid, Spain 585; RTE-1 Tullamore 567; RTE-2 Athlone 612; Lopik, Netherlands 675; Marseille, France 675; BBC Radio Scotland via Westerglen 810; Radio Bremen, W. Germany 936; Solvesborg, Sweden 1179; Kvitsoy, Norway 1314; BBC Radio Ulster via Lisnagarvey 1341; RBL Berlin, E. Germany 1359; Manx Radio, I.O.M. 1368; Kaunas, USSR 1386; Mar-nach, Luxembourg 1440; TWR Monte-Carlo, Monaco 1467 and Wien-Bisamberg, Austria 1476.

The 20dB increase in strength of the BRT Brussels 1512 signal observed in Evesham by **John Greenwood** when dusk arrives in Brussels (see last month's text) has also been noted in Bristol by Tim Shirley. Deep fades have been noticed on this signal during the evening in Cowes, I.O.W. by **Eileen** and **Wyn Mainwaring** which seem to precede a generally lower and more stable level of signal under night time conditions—it would be interesting to receive more reports on this effect from other areas of the UK.

Tim Shirley has been keeping a regular check on the band and logged a few of the less often mentioned stations such as Ain Beida, Algeria 531 at 2100; Tantan, Morocco 657 at 2000; Murmansk, USSR 657 at 0100; Sofia, Bulgaria 774 at 1850; Jitomir, Ukraine 1530 at 2000 and Cyclops, Malta 1557 at 2010. Bill Kelly has been busy during the small hours of the night trying to identify some of the stations

broadcasting in foreign languages—he logged Oradea, Romania 603 at 0445; Batra, Egypt 620 at 0320; Tunis-Djedeida, Tunisia 630 at 1800; Beograd, Yugoslavia 684 at 0335; Tetuan 2, Morocco 1053 at 0325; Riga, USSR 1071 at 0340; Strasbourg, France 1161 at 0330; TWR Monte-Carlo 1467 at 2255 and Sochi 2, USSR 1512 at 0330.

According to Ian Smith, by far the strongest daytime continental signal in Paisley stems from the 1200kW transmitter in Kvitsoy, Norway on 1314—it is a full scale reading on his S-meter! His impressive list of DX heard between 1200 and 1400 includes BRT-2 Belgium 540; DLF Bayreuth, W. Germany 549; SDR Stuttgart, W. Germany and DDR-1 Schwerin, E. Germany 576; HR Frankfurt, W. Germany 594; RTBF-1 Wavre-Overijse, Belgium 621; Vigra, Norway 630; Liblice, Czechoslovakia 639; Lopik, Netherlands 675; Rennes, France 711; Lopik, Netherlands 747; DDR-1 Burg, E. Germany 783; AFN Frankfurt, W. Germany 873; BRT-1 Wolvenstem, Belgium 927; Bremen, W. Germany 936; Turku, Finland 963; NDR Hamburg, W. Germany 972; Lopik, Netherlands 1003; SWF Wolfsburg, W. Germany 1017; Kalundborg, Denmark 1062; Solvesborg, Sweden 1179; DLF Neumunster, W. Germany 1269; Stargard, Poland 1503; BRT-2 Beltem, Belgium 1512 and DLF Mainflingen, W. Germany 1539.

Although DXers seldom mention Italian stations in their reports, Jim Willett logged Radio-1 in Milan at 0003—this station runs 600kW on 900kHz.

I have received a request from **Steve Griffen** in Washington, USA, who would like to exchange cassette tape recordings of stations heard by DXers in the UK for tapes of stations heard in the USA—please write via me for details.

Local Radio DX: Once again there has been a lot of interest in this aspect of DXing as can be seen from Fig. 1. Using a

Trio R2000 receiver plus 35m wire antenna **Bill Eyre** of Stockport added a few more to his list. **Alan Jarvis** has tested his Sooper Loop in Cardiff and says "... it does nicely separate 2CR and Chiltern, both on 828". From Eyemouth, **David Middlemiss** says his little grandson who stayed with him recently was so keen on the controls of his FRG-7 that he had to put it away for safety! "I am able to report that at 1350 I heard the Red Dragon on 1305kHz—this was with the Eddystone 730/1A newly aligned," wrote **Martyn Lindars** of Wallington, Surrey. While driving his car, John Parry of Northwich, Cheshire, found the acceptable range of Liverpool's Radio City 1548 is only 24km compared with the 42km of Radio Merseyside 1485. Mike Kitchener said that his list is of "Armchair copy" stations in Hitchin. "I listened to Red Dragon on 1305 announcing himself quite clearly above a noisy background," wrote Wyn Mainwaring. "I look forward to reading how Alan Jarvis gets on with his Hoola-Loop ...," wrote Gareth Jones of Abergavenny.

Medium Wave Circle

The Medium Wave Circle is the only Club in the UK devoted to medium wave radio DXing. The Club's publication "Medium Wave News" is sent to members eight times a year. For full details of membership, which is open to anyone interested, write to Edward Baker, 69 Alderley Way, Cramlington, Northumberland NE23 9UQ.

QSL addresses

ILR Red Rose Radio, PO Box 301, St. Paul's Square, Preston PR1 1YE.

ILR Radio Trent, 29-31 Castle Gate, Nottingham NG1 7AP.

ILR Downtown Radio, PO Box 96, Kiltonga Industrial Estate, Newtownards, Co Down BT23 4ES.

SW BROADCAST BANDS

Reports: as for Medium Wave DX, but please keep separate

For the Newcomer SWL

Since the earliest days of radio, when transmissions were largely of an experimental nature, listeners have sent along reception reports to the station concerned. The early short wave broadcasters found that reports from listeners were of great value to them, since little was known about short wave propagation in those days, so they usually sent back to the listener written confirmation of reception—this verification sometimes took the form of a letter, but more often was a colourful card or QSL. The term QSL is part of the International Q code used by commercial and amateur c.w. operators and means "I give you confirmation of receipt".

Collecting these colourful QSL cards is a highly prized activity.

Unlike the early days of uncertainty and experiment in s.w. broadcasting, these days a considerable amount of engineering expertise will have gone into choosing the operating frequency and time of the broadcast, so as to take advantage of prevailing propagation conditions between the site of a high power transmitter and a chosen target area. It is worth remembering however, that the transmitter concerned may not be located in the country originating

the programmes, since modern technology enables them to be sent via satellite

to a s.w. relay transmitter in some distant country! Other frequencies and transmitter locations may also be employed to beam the same programme to other areas of the world. Because reception conditions on the higher frequencies tend to be rather unpredictable just now, transmissions on a lower frequency band (or even on several bands) may also take place in an attempt to provide a reliable service—this can be very confusing to the unwary listener!

Since a directional beam antenna is normally employed at a transmitting station to provide the maximum signal in a given target area, as far as the broadcaster is concerned the listener reports emanating from that area are of primary interest and reports from countries outside it will be of less significance unless a service is not provided to that region.

How then should one prepare a report? First of all, it is advisable to obtain either a copy of the current operating schedule for the station concerned, or subscribe to an up to date station guide, for example *The International Listening Guide* from Ger-



by Brian Oddy G3FEX

many. It should then be possible to ascertain the origin of the signals and some of the other details required to compile a meaningful report. While it is possible to send a postcard with a single reception report covering a period during one day only, this is of little value to the average broadcaster these days, although they may still send along their QSL!

A report giving details of reception on several days will be appreciated and could be written out on a form(s) prepared by you, using a typewriter or computer if available—see Fig. 1(a). However, these tend to be rather impersonal and do not stand out in a pile of mail! If you have the artistic skill needed, you could design an eye catching personalised form and then get it photocopied. Having one specially printed could prove expensive, although some DX Clubs can provide members with suitable printed forms.

The report should contain the information shown in Fig. 1(a):

Instead of using the full SINPO Code, a simpler form of Code which broadcasters understand may be employed, see Fig. 1(b). The ratings 1 and 5 used in the SINPO Code have also been dropped in practical reports.

If possible, send along your report by airmail as soon as it is completed, for out of date reports are of little use from the technical viewpoint, although your comments about the programmes may still be valid. It is important to give an honest report about all aspects of their broadcast

Bredhurst electronics

SITUATED AT SOUTHERN END OF M23 — EASY ACCESS TO M25 AND SOUTH LONDON

HF RECEIVERS			
		£	(c&p)
Icom	ICR71	825.00	(—)
Trio	R2000	565.00	(—)
Trio	VC10 V.H.F. Converter	151.48	(2.00)
Yaesu	FRG8800	639.00	(—)
Yaesu	FRV8800 V.H.F. Converter	100.00	(2.00)

HF TRANSCEIVERS			
		£	(c&p)
Trio	TS940S	1895.00	(—)
Trio	TS930S	1595.00	(—)
Trio	TS440S	998.00	(—)
Trio	TS430S	867.00	(—)
Trio	TS830S	981.00	(—)
Trio	TS530SP	849.00	(—)
Yaesu	FT980	1750.00	(—)
Yaesu	FT757GX	969.00	(—)
Yaesu	FT767GX	1550.00	(—)
Icom	IC735	949.00	(—)

V.H.F. SCANNING RECEIVERS			
		£	(c&p)
Icom	ICR7000	975.00	(—)
Yaesu	FRG9600	525.00	(—)
A.O.R.	AR2002	487.30	(—)
Signal	R532 "Airband"	224.00	(—)

V.H.F. HANDHELD RECEIVERS			
		£	(c&p)
F.D.K.	ATC720 "Airband"	189.00	(2.50)
F.D.K.	RX40 141-179 Mhz F.M.	159.00	(2.00)
Signal	R537S "Airband"	69.51	(2.00)

ANTENNA TUNER UNITS			
		£	(c&p)
Yaesu	FRT7700 Short wave listening	59.00	(2.00)
Yaesu	FC757AT	349.00	(—)
Trio	AT230	185.98	(2.50)
Trio	AT250 auto	342.00	(—)
Daiwa	CNW518 High power	258.00	(—)

2.M. TRANSCEIVERS			
		£	(c&p)
Trio	TH21E Handheld	199.00	(—)
Trio	TR2600E Handheld	328.00	(—)
Trio	TM201A 25w F.M. mobile	322.00	(—)
Trio	TR751E 25w multimode	580.00	(—)
Trio	TS711E base station	839.00	(—)
Yaesu	FT290II Portable multimode	429.00	(—)
Yaesu	FT203R + FNB3 Handheld	255.00	(—)
Yaesu	FT209RH + FNB3 Handheld	309.00	(—)
Yaesu	FT270RH 45w F.M. mobile	469.00	(—)
Yaesu	FT290R II	429.00	(—)
Yaesu	FT726R base station (70cm optional)	999.00	(—)
Icom	IC2E Handheld	225.00	(—)
Icom	IC02E Handheld	299.00	(—)
Icom	IC27E 25w mobile	399.00	(—)
Icom	IC271E base station	835.00	(—)
Icom	IC3200E 2M/70cm F.M. mobile	556.00	(—)

70cm TRANSCEIVERS			
		£	(c&p)
Trio	TH41E Handheld	240.00	(—)
Trio	TR3600E Handheld	353.00	(—)
Trio	TM401A 12w mobile	392.00	(—)
Trio	TS811E base station	998.00	(—)
Yaesu	FT703R + FNB3 Handheld	289.00	(—)
Yaesu	FT709R + FNB3 Handheld	319.00	(—)
Yaesu	70cm module for FT726R	349.00	(—)
Icom	IC4E Handheld	285.00	(—)
Icom	IC04E Handheld	299.00	(—)
Icom	IC471E base station	927.00	(—)

OTHER BANDS			
		£	(c&p)
Yaesu	FT690R 6M portable	399.00	(—)
Yaesu	6M module for FT726R	249.00	(—)
Yaesu	21/24/28 H.F. module for FT726R	269.00	(—)
Icom	IC1271E 1.2 GHz	1140.00	(—)

STATION ACCESSORIES			
		£	(c&p)
Drae	V.H.F. wavemeter	27.50	(1.50)
A.K.D.	V.H.F. wavemeter	24.95	(1.50)
Yaesu	FF501DX low pass filter 30MHz 1kW	37.50	(2.00)
Trio	LF30A low pass filter 30MHz 1kW	30.18	(2.00)
Adonis	AM303G desk mic with pre-amp	53.00	(2.00)
Adonis	AM503G desk mic with compression	69.00	(2.00)
S.M.C.	Polar-phase II 2 metre	49.00	(2.50)
S.M.C.	Polar-phase II 70 cms	69.00	(2.50)

ANTENNA SWITCHES			
		£	(c&p)
Welz	CH20N 1300MHz N skts.	49.00	(1.50)
Welz	CH20A 900MHz SO239 skts.	29.95	(1.50)
SA 450N	2way diocast 500MHz N skts.	23.75	(1.00)
SA 450	as above but SO239 skts.	17.50	(1.00)
Drae	3way N skts.	19.90	(1.00)
Drae	3way SO239 skts.	15.40	(1.00)
CS 4	4way B.N.C. skts. 1500MHz	30.39	(2.00)

ANTENNA BITS			
		£	(c&p)
HI-Q	Balun 1:1 5kW P.E.P.	11.95	(1.00)
Bricomm	Balun 4:1 1kW	11.20	(1.00)
Bricomm	7.1MHz Epoxy Traps (pair)	9.95	(1.50)
Self	Amalgamating Tape 10M x 25mm	3.95	(0.75)
	T-piece polyprop Dipole centre	1.60	(0.25)
	Small ceramic egg insulators	0.60	(0.20)
	Large ceramic egg insulators	0.85	(0.20)

CABLES ETC.			
		£	(c&p)
URM67	low loss coax 50 ohm	per metre	0.75 (0.25)
UR76	50 ohm coax dia. 5mm	per metre	0.30 (0.10)
UR70	70 ohm coax	per metre	0.35 (0.10)
UR95	50 ohm coax dia. 2.3mm	per metre	0.40 (0.10)
4mm	Polyester Guy Rope (400kg)	per metre	0.20 (0.10)
50mtrs.	16 swg hard drawn copper wire	6.95	(1.50)

GOODS NORMALLY DESPATCHED WITHIN 24 HRS.
— PRICES CORRECT AT TIME OF GOING TO PRESS
— E&OE



MAIL ORDER
AND RETAIL

BREDHURST ELECTRONICS LTD HIGH ST, HANDCROSS, W. SX. RH17 6BW (0444) 400786

Books for radio amateurs

AERIAL ACCESSORIES AND MASTS

ELLIOTT ELECTRONICS

MICROWAVE MODULES

INSTANT HP AVAILABLE

OSY OLD MAN TO

JAYBEAM AMATEUR ANTENNAS

APPOINTED DISTRIBUTOR

RIGS, ANTENNAS, SWR BRIDGES, POWER SUPPLIES, TEST GEAR, COMPONENTS, MORSE KEYS, COAXIAL CABLES, ROTATORS, MICS, PLUGS AND SOCKETS, SWITCHES

Call us on (0533) 553293
OR COME AND LOOK AROUND AT
26/28 Braunstone Gate, Leicester

We are pleased to introduce a new range of antennas shown thus (N). The dipoles have been redesigned and now include a fully sealed 'N' socket supplied complete with 'N' plug for coaxial cable. Absolutely NO matching or tuning required. Also a new 1296MHz 55 element yagi. Send for details.

ANTENNES TONNA (F9FT)

435MHz		
9 element (N)		£25.76 (a)
19 element (N)		£30.91 (a)
19 element crossed		£36.01 (a)
21 element 432MHz (N)		£40.11 (a)
21 element ATV (N)		£40.11 (a)

50MHz

5 element	£37.87 (a)
-----------	------------

144MHz

4 element (N)	£24.84 (a)
4 element crossed (N)	£31.46 (a)
9 element fixed (N)	£27.78 (a)
9 element portable (N)	£29.81 (a)
9 element crossed (N)	£52.07 (a)
13 element portable (N)	£41.40 (a)
17 element fixed (N)	£55.38 (a)

144/435MHz

9 & 19 element Oscar	£36.01 (a)
----------------------	------------

1296MHz or 1269MHz Oscar Uplink

23 element	£27.72 (b)
4 x 23 element — power splitter — stacking frame	£150.00 (a)
55 element	£44.75 (a)

POWER SPLITTERS — STACKING FRAMES
PORTABLE ALUMINIUM TELESCOPIC MASTS

PLEASE ADD CARRIAGE AS SHOWN (a) £4.00. (b) £2.20. ALL PRICES INCLUDE VAT AT 15%
ACCESS — VISA — Just telephone your card number for immediate despatch.
FOR FULL SPECIFICATIONS SEND 40p FOR CATALOGUE
Callers welcome, but by telephone appointment only please.
Goods by return.

RANDAM ELECTRONICS (P)
12 Conduit Road, Abingdon, Oxon OX14 1DB. Tel: (0235) 23080 (24 hours)

CRICKLEWOOD

ELECTRONICS LTD

It's no secret!

FREE! catalogue

... that there is a real difference at Cricklewood Electronics. That's why you should never be without the FREE CRICKLEWOOD ELECTRONICS COMPONENTS CATALOGUE for sheer variety, competitive prices and service from the U.K.'s number one 100% component shop. No gimmicks, no gadgets or computers, just components, millions of them, all easily available by mail order, calling or credit card telephone orders. Just pick up the phone (or a pen) to get your FREE copy now (no SAE required). You have nothing to lose.

CRICKLEWOOD ELECTRONICS LTD.
40 Cricklewood Broadway NW2 3ET.
01-450 0995 & 01-452 0161
ALL MAJOR CREDIT CARDS ACCEPTED
Telex 914977 Phone or write today

SOUTHDOWN RADIO

Xmas Gift Ideas

OCTOBER ISSUE CALL BOOKS
ALL RSGB BOOKS & MAPS IN STOCK

ICOM Authorised Agent

IC-02E (ALSO) £269 (4E) POST! FREE!

ALL ACCESSORIES IN STOCK

SOUTHDOWN RADIO (COMMUNICATIONS)
40 Terminus Rd, Eastbourne, East Sussex
Telephone 0323 639351
Open 10 am-5.30 pm (Closed Tues & Sat)

ROTATORS £49.95 inc. Post

DL60 VHF DUMMY LOADS £9.99

DRAE WAVEMETER £27.50

IDEAL XMAS PROJECT — BUILD A KIT!

HOWES FULL RANGE IN STOCK
SAE BRINGS FULL DETAILS

WOODS DOUGLAS

C.M.HOWES COMMUNICATIONS

139, Highview, Vigo,
Meopham, Kent,
DA13 0UT England.

Fairseat(0732)823129



Surprisingly long distances can be covered with simple QRP (low power) equipment! Many of our customers have worked over 30 countries in the their first couple of weeks on the air with our **CTX80**, 80M CW transmitter. Some have worked most of the USA call areas in the same period! The CTX80 runs up to 5W RF output (adjustable) and comes complete with one crystal. The transmitted "note" is very clean, in fact superior to many expensive transceivers. We also have CW transmitters for 40 and 20 Meters in the form of the **CTX40** and **MTX20**. The MTX20 with its 10W RF output has no trouble in working around the globe.

You can use our transmitters with your existing receiver, or with our **DcRx** Direct Conversion Communications Receiver. This receiver is a good example of how effective simple equipment can be, if it is well designed. Try running a DcRx side by side with the most expensive receiver you can lay your hands on, you will be amazed how well our little set stands up to the comparison! These receivers have also been an introduction to shortwave listening for hundreds of newcomers to the hobby. Add a **CVF** VFO to the DcRx and CTX/MTX and you have the full transceiver facilities of single knob tuning and IRT (clarifier). **HOWES** equipment is great for holiday and portable use, as well as for the fun of QRP operating from home!

DcRx Direct Conversion Receiver (versions for 160, 80, 40, 30 or 20 Meters)

CTX80 80M QRP CW Transmitter (up to 5W RF)

CTX40 40M QRP CW Transmitter (up to 3W RF)

MTX20 20M QRP CW Transmitter (up to 10W RF)

CVF VFOs for above TXs (one version per band)

CTU30 Antenna Tuner for all HF bands up to 30W RF

Tuning capacitors for the DcRx receiver (except 160M version) are available at £1.50 each, you need two per receiver. One of the same devices can also be used for the CVF.

Kit Assembled
PCB

£15.30 £20.90

£13.40 £19.40

£13.40 £19.40

£21.90 £27.70

£9.90 £15.90

£24.90 £29.90

All the above kits are to build PCB modules. They include a circuit board, full instructions and all board mounted components. For more information on the above, or the rest of our range, simply drop us a line enclosing an SAE. We will send you a copy of our catalogue, and an information sheet on any kit you are particularly interested in.

P&P is 90p per order. Export prices are as above, but add £2.00 per kit for airmail delivery outside Europe. UK delivery is normally within 7 days.

73 from Dave G4KQH, Technical Manager.



EASY TO BUILD KITS BY MAIL ORDER

SOUTH MIDLANDS COMMUNICATIONS



POLARPHASER II



**70cms
VERSION
NOW
AVAILABLE (£65.00)**

Have you ever wanted to control the polarisation of your xy crossed Yagi from RH-LH, CIRCULAR, VERTICAL or HORIZONTAL, even whilst transmitting? Then this revolutionary product is what you have been waiting for!

The SMC POLARPHASER enables you to alter the polarisation of your aerials continuously through the full 360°.

For satellite users the benefits to be obtained from instantaneous shack control of polarisation are obvious, enabling effective utilization of receive capabilities and power resources along with the ability to reduce or even totally eliminate co-channel interference for terrestrial use.

	2 metre	70cms
VSWR	less than 1.5:1.	less than 1.3:1
Frequency	144-146MHz.	430-440 MHz
Power	150 Watts.	100 watts
Connectors	SO239 or 'N' (please specify).	'N' type

£49.00 inc VAT (SO239) £69.00 inc VAT
£54.00 inc VAT ('N') P&P £2.25

UK Patent No. 2157894A. Manufactured by S.M.C. Design by G2HCG



SEND LARGE SAE FOR DETAILS
SM HOUSE, SCHOOL CLOSE, CHANDLERS FORD
INDUSTRIAL ESTATE, EASTLEIGH, HANTS SO5 3BY.
Tel (04215) 55111. Telex 477351 SMCMMG. Fax: (04215) 63507 SMC FX

AUDIO FILTERS MODELS FL2, FL3, FL2/A

Model FL3 represents the ultimate in audio filters for SSB and CW. Connected in series with the loudspeaker, it gives variable extra selectivity better than a whole bank of expensive crystal filters. In addition it contains an automatic notch filter which can remove a "tuner-upper" all by itself. Model FL2 is exactly the same but without the auto-notch. Any existing or new FL2 can be up-graded to an FL3 by adding Model FL2/A conversion kit, which is a stand-alone auto-notch unit. Datong filters frequently allow continued copy when otherwise a QSO would have to be abandoned.

Prices: FL2 £89.70, FL3 £129.37, FL2/A £39.67

ACTIVE RECEIVING ANTENNAS

Datong active antennas are ideal for modern broadband communications receiver—especially where space is limited.

- highly sensitive (comparable to full-size dipoles).
- Broadband coverage (below 200 kHz to over 30 MHz).
- needs no tuning, matching or other adjustments.
- two versions AD270 for indoor mounting or AD370 (illustrated) for outdoor use
- very compact, only 3 metres overall length. ● professional performance standards.

Prices: Model AD270 (indoor use only) **£51.75** Both prices include mains power unit. Model AD370 (for outdoor use) **£69.00**

MORSE TUTOR

The uniquely effective method of improving and maintaining Morse Code proficiency. Effectiveness proven by thousands of users world-wide.

- Practise anywhere, anytime at your convenience.
- Generates a random stream of perfect Morse in five character groups.
- D70's unique "DELAY" control allows you to learn each character with its correct high speed sound. Start with a long delay between each character and as you improve reduce the delay. The speed within each character always remains as set on the independent "SPEED" control.
- Features: long life battery operation, compact size, built-in loudspeaker plus personal earpiece.

Price: **£56.35**

Our full catalogue plus further details of any product are available free on request. All prices include VAT and postage and packing. Goods normally despatched within 3 days subject to availability.

DATONG ELECTRONICS LIMITED

write to dept. P.W.
Clayton Wood Close
West Park
LEEDS LS16 6QE
Tel: (0532) 744822 (2 lines)

RECEPTION REPORT

To:—Radio XYZ
10965 Main Street
Anytown
USA, 099672

Receiver: DX399L
by Tomson, Portable
Communications Type
Antenna: Fullwave
wire cut for 11MHz
PLEASE QSL—THANKS

From:—Bill Bloggs
Aerial Farm
Smalltown, Kent
PO1 2TP, ENGLAND

Date	Time UTC	Frequency	SIO	Adjacent Channel Notes
(1) 12 January '87	1100–1200	11.590MHz	443	PJQ on 11-595
(1) 14 January '87	1100–1200	11.590MHz	433	TV Interference
(1) 14 January '87	1600–1625	9.640MHz	433	Severe Splatter from WBZ

Programme Details

- (1) I listened to your programme about wild life preservation in the USA with interest. Could you have a programme about bird migration?
(2) Your sport news came over well. I do not like rock music, however your jazz music was very ...

Symbol	Meaning of Symbol	1	2	3	4	5
S	Signal Strength	Just Audible	Poor	Fair	Good	Excellent
I	Interference	Extreme	Heavy	Moderate	Nil/Slight	None
O	Overall Merit	Unusable	Unusable	Fair	Good	Excellent

Fig. 1(b): The SIO Code Table. Note: Ratings 1 and 5 are usually omitted

The signals from UAE Radio Dubai are very strong in the UK—**Alwyn Evans** logged them in Anglesey as SINPO 54444 at 1030. They beam to Europe and N. Africa on 17.775 and 17.865 from 1000 until 1500. Attractive music and news in English form part of the programmes from the Voice of Greece in Athens which **Colin Rolls** has been hearing in Pulborough at 1230, on 17.565. The lively programmes in English which **Ian McLuckie** of Darvel has been hearing from the Voice of Israel in Jerusalem, commence at 1100—they broadcast in Russian, English, French, Hebrew and Georgian to Europe on this frequency from 0530 until 1525.

The programmes from RCI in Montreal, Canada are very popular with listeners too, especially their programme for DXers on Saturday evenings at 2035—“old timer” **George Markwick** has been listening to them on 17.820 with his home built superhet receiver and external 10.5m inverted “L” antenna in Thornaby, Cleveland.

The broadcasts to Europe from Radio Surinam, mentioned by **Jim Willett** in his report last month from Grimsby, can now be heard between 1700 and 1740, Monday to Friday inclusive on 17.755—these reach the UK via a relay transmitter located in Brazil and Sheila Hughes has been hearing them at SINPO 44344.

The BBC World service is broadcast on 16m by UK based transmitters at various times during the day on 17.695, 17.705, 17.715, 17.790, 17.810, 17.855 and 18.080—an out of band frequency. BBC relay transmitters in Kranji, Singapore, use 17.710 from 2359–0045; 17.795 from 0600–0815 and 17.880 from 0900–0945. Their Cyprus relay may be heard on 17.740 from 1430–1600 and on 17.885 from 0500–1400. The BBC Ascension Island relay uses 17.790 from 1030–1515; 17.830 from 1100–1130 and 17.880 from 1600–1800, these relay stations make interesting pointers to band conditions.

Radio Moscow broadcasts on many frequencies in the 16m band to different areas of the world during the day, namely 17.555, 17.580, 17.590, 17.610, 17.625, 17.645, 17.720, 17.730, 17.735, 17.740, 17.755, 17.760, 17.775, 17.805, 17.820, 17.835, 17.850, 17.860, 17.870, 17.880, 17.885 and 17.890—just think of the megawatts involved! **Maurice Andries** has been hearing their 17.645 transmission in Dendermonde, Belgium, which is beamed to the Far East from 1000 until 1600.

Using a Realistic DX150A receiver plus 25m long wire antenna in Tunbridge Wells, **Darren Taplin** has been listening to Radio HCJB Quito, Ecuador, in the evening at 1900 on 17.790—their popular DX programme can be heard on Saturdays at 2130 on this frequency. Darren has also been hearing Radio Nederlands broadcasting to Africa via their relay transmitter in Bonaire, Nederlands Antilles on 17.605 from 1830–1925. Ian McLuckie picked up VOA in Washington, USA via their Bethany East USA transmitter on 17.785 at

Fig. 1(a)

—if you didn't enjoy their programmes, be sure to say so and assess correctly the SINPO or SIO rating too, for a poor report will not affect their QSL response. Every report infers a listener to their programmes—an important aspect when it comes to producing audience research figures and obtaining budgets for future programmes!

Some of the stations may take a long time to QSL and others do not QSL at all, so don't expect a one hundred per cent return. Many of those that do QSL may also include pennants, book markers, pamphlets or their latest broadcast schedule with their card. Some DXers send in so many valid reports to a station that eventually they may be asked if they would like to become an official monitor or join their DX Club, which may entitle them to claim special awards or lead to a special personal mention on their programmes!

Conditions on 25 and 21MHz

(Note: Frequencies in MHz, Time in UTC = GMT)

According to my information, the only broadcaster using the 25MHz (11m) band on a regular basis is VOA, who beam programmes in English to Australia between 2359 and 0200 via their relay station in Poro, Philippines, on 26.000. However, there have been no reports reaching me from “down under” to confirm that this signal reaches its target area. Test transmissions beamed to S. Africa from Norway may take place between 1300 and 1345 on 25.730, but so far there have been no reports to confirm their existence—in fact the band has remained very silent here in the UK.

The 21MHz (13m) band conditions seem to have improved a little and transmissions beamed towards the UK have usually been well received. One of the most potent signals on this band was mentioned by **John Berridge** of Cardiff, namely UAE Radio Dubai, which broadcasts in Arabic and English to Europe on 21.605 between 0615 and 1500. Some idea of their signal can be ascertained from two listeners' reports—**Robert Taylor**, who has been hearing them on his Toshiba RP F-11L receiver plus whip antenna in Edinburgh at SINPO 44444 and **John Nash** of Brighton, who picked them up at 1445 on his Sony ICF 7600D plus AN1 antenna at SIO 555.

Another good signal, which has travelled over 9000km to reach the UK, stems from Radio RSA in Johannesburg, who beam their programmes to Europe on 21.590. Their broadcasts commence in

Portuguese at 1000, but change to English and French from 1100 until 1556. Using a Vega 206 receiver in Morden, **Sheila Hughes** logged their signal at 1535 as SINPO 44333 and very much enjoyed a most interesting programme about bird migration, insects and wildlife management in Natal.

The signal from Radio Japan's relay in Moyabi, Gabon on 21.700 was mentioned by **Tim Shirley** of Bristol. This station can be heard at 1500 with programmes in English and Japanese until 1700. Also noted in his log was the World Service from Radio Moscow on 21.725 directed towards Africa from 0700–1500 and on 21.545 from 0700–1600. They also beam to the Middle East on 21.530 from 1200–1500. Their programmes for the Far East are on three frequencies—21.515, in Russian at 0500 which changes to Chinese from 0800 until 1100; 21.585 in Vietnamese, Burmese, Indonesian and Thai from 0900–1230 and 21.615, in Russian, Burmese and Indonesian from 0800–1200. Russian programmes are beamed to Africa on 21.465 from 0700–1600.

The BBC World Service is beamed to Asia from 0600 until 0815 via a relay located on Masirah Island, Oman on 21.550—at 0900 this station beams to Africa on 21.470 until 1130, when UK based transmitters take over until 1345. Other UK based transmitters broadcast the World Service to Africa and the Middle East on 21.710 from 1100 until 1515 and also radiate programmes in French and Hausa to W. Africa on 21.640 until 1415.

The 17 and 15MHz Bands

The conditions on the 17MHz (16m) band have improved and signals from several continents can usually be heard at some time during the day. Radio Australia can be heard on this band in the UK in the early morning, although their broadcast is intended for Asia and the Far East. Using a Trio R2000 receiver, **George Morley** has been listening to their signal on 17.715 around 0700 in Redhill, Surrey, but this is often weak and subject to interference.

The programmes from Radio Pakistan, Islamabad, are beamed towards Europe on 17.660 from 0715 until 1115 and make interesting listening. **Davy Hossak** has been hearing their world and local news from 0730 in Winchburgh, Scotland at SINPO 34444. John Nash logged them as SIO 344 at 1100 and at 1315 picked up Radio Cairo, Egypt on 17.675—their programmes in English commence at 1200 and are intended for the Far East.

Freq (MHz)	Station	Country	UTC	DXer
3-205	AIR Delhi	India	1740	H
3-230	R. RSA	S. Africa	0315	D
3-355	R. Botswana	Gaborone	1905	D
3-535	Fuzhou	China	0100	K
3-905	AIR Delhi	India	0030	C,H,K
3-925	AIR Delhi	India	1635	D,K
3-940	Wuhan	China	0045	K
3-950	Xinjiang	China	0115	K
3-955	BBC Daventry	England	2100	B
3-960	FBS	Falklands	0200	K
3-985	GRI Berne	Switzerland	1737	E
4-000	Bofoussam	Cameroon	0445	D,K
4-450	R. Afghanistan	Afghanistan		K
4-460	R. Beijing	China	2137	F
4-500	Xinjiang	China	0010	K
4-680	R. Nac. Espejo	Ecuador	0130	K
4-720	RRI	Indonesia		K
4-725	BBS Rangoon	Burma		K
4-735	Xinjiang	China		K
4-737	R. Mozambique Maputo	Mozambique	1700	J
4-750	R. Bertoua	Cameroon	2030	G,K
4-760	Yunnan Kuming	China	2250	D
4-765	R. Ecuador	Ecuador	0205	K
4-770	FRCN, Kaduna	Nigeria	2125	C,D,G,J,K
4-775	R. Gabon Libreville	Gabon	0015	K
4-775	TWR, Manzini	Swaziland		K
4-785	Baku, Azerbaidjan	USSR	2120	C,D
4-795	R. Douala	Cameroon	2120	I
4-800	LNBS Maseru	Lesotho	2150	C
4-805	Voice of Kenya	Kenya		K
4-810	RSA	S. Africa	2100	C,F,G
4-810	R. Yerevan	USSR	1845	D
4-815	R. Diff. TV Burkina	Burkina Faso	2045	G,K
4-820	R. Botswana	Botswana	2045	C,D,F,G,K
4-820	La Voz Evangelica	Honduras	2208	F
4-830	Africa No. 1	Gabon	2100	D,G,K
4-832	R. Reioj	Costa Rica	0640	F
4-835	RTM Bamako	Mali	2045	C,D,G
4-850	Prov. Uige	Angola	0100	K
4-855	R. Mozambique	Mozambique		K
4-855	R. Sana Yemen	Yemen		K
4-865	Lanzhou PRC	China	2205	D,F,K
4-870	R. Cotonou	Benin	1833	C,G
4-880	SABC R. Siud Afrika	S. Africa	2047	C,G
4-885	Voice of Kenya	Kenya	2050	G
4-890	R. Port Moresby	New Guinea	1800	J
4-895	Ashkhabad	USSR	2140	C
4-900	R. Diff. Nat. Conakry	Guinea	1940	G
4-905	R. Abu Dhabi	UAE	1830	C
4-905	N'djamena	Chad		K
4-915	Accra	Ghana	2045	D,G,K
4-920	R. Nat. N'djamena	Chad	2120	C,G,I
4-925	R. Merid	Colombia	0230	J
4-925	R. Mozambique	Mozambique	0130	K
4-930	Ashkhabad	USSR	2335	C
4-940	R. Abidjan	Ivory Coast	0640	J
4-940	R. Yakutsk	USSR	0415	D
4-940	R. Yaracuy	Venezuela	0145	K
4-945	RSA	S. Africa	1936	G
4-950	R. Pakistan	Pakistan	0005	K
4-958	Azerbaijan	USSR	0237	F
4-960	R. Federacion	Ecuador	0150	K
4-965	SWABC Windhoek	S. Africa		K
4-976	R. Uganda	Uganda	2044	G
4-980	Ecos del Torbes	Venezuela	2210	F
4-990	FRCN, Lagos	Nigeria	2140	A,C,G
4-990	R. RSA	S. Africa	0405	D
4-995	R. Ulan Bator	Mongolia	2359	K
5-005	R. Nacional, Bata	Eq. Guinea	2030	C,G
5-010	R. Garoua	Cameroon	2030	G
5-015	Arkhangelsk	USSR	1910	C
5-015	R. Cultura Cuiba	Brazil	0200	K
5-020	R. Caracas	Venezuela	0040	K
5-047	R. Togo Lome	Togo	1940	C,G,J
5-050	R. Tanzania	Dar-es-Salaam	0035	K
5-057	Gjrokaster	Albania	2157	C

A — Alan Curry, Stockton-on-Tees
 B — Roy Degg, Stoke-on-Trent
 C — Neil Dove, Lockerbie
 D — Bill Kelly, Belfast
 E — Ian McLuckie, Darvel
 F — George Morley, Redhill
 G — Fred Pallant, Storrington
 H — John Parry, Northwich
 I — Philip Rambaut, Macclesfield
 J — Tim Shirley, Bristol
 K — Jim Willett, Grimsby

1905. They also use 17-800 from Bethany and 17-870 from their relay transmitter in Careysburg, Liberia at this time—all these transmissions are intended for Africa.

The conditions on the 15MHz (19m) band have also been improving and there have been a number of interesting stations

◀ Fig. 1

audible there from several continents during the day. One of them, located in the rare DX spot of Saipan, N. Mariana Islands is KYOI—Philip Rambaut has been hearing their "Super Rock" music on 15-190 in Macclesfield at 0835. He has also picked up Africa No. 1, in Gabon on 15-200 which broadcasts in French with some English segments from 0600–1657.

Radio Australia can be heard on this band between 0900 and 1100 on 15-415. Notes from George Hewlett of Torquay, who monitors most of their transmissions daily, indicate that the signals reach a peak around 1015–1030. Although the BBC Ascension Island relay on 15-105 is beamed towards Africa from 0730–0800, David Middlemiss has received a very strong signal from them in Eyemouth and listened to their programme "Network Africa". Using an FRG-7 receiver, he also listened to Radio Japan via their relay in Moyabi, Gabon on 15-230 with programmes for Europe and the Middle East from 0700–0800.

Some of the broadcasts on 19m during the morning include the Voice of Nigeria's transmission to Europe between 0900 and 1000, noted by Colin Rolls on 15-120; Radio Korea, Seoul, S. Korea on 15-575 at 1100, logged by John Nash and news, sports news and music from AFRTS in Washington, USA via their transmitter in Greenville, East USA on 15-430, which Roy Degg has been hearing in Stoke-on-Trent at 1100. In the evening, Peter Vlietinck of London has been listening to the Voice of Vietnam on 15-010. Their interesting programmes in English commence at 1900. Using a Trio R1000 receiver plus 13m wire antenna in Hitchin, Mike Kitchener has been enjoying the programmes from WRNO on 15-420 at 2000. He says "It makes a change to hear real US adverts on there compared with the Government ones on AFRTS just 10kHz away on 15-430!"

John Sadler of Bishops Stortford has added an a.t.u. ahead of his DX400 receiver, which has cut down interference from nearby TV receivers by about ten per cent. RNB Brasilia, Brazil on 15-265 has been coming in well since—listen for their broadcast to Europe from 1800 until 1850.

Some of the signals from across the Atlantic are strong in the evening. Neil Dove of Lockerbie logged WHRI of South Bend, USA as SINPO 45443 on 15-105 at 1950; RCI Montreal, Canada as SINPO 44554 on 15-150 at 2130; RAE Buenos Aires, Argentina as SINPO 44533 on 15-345 at 2110 and RSN Chile as SINPO 34443 on 15-140 at 2110. Roy Degg has been listening to the DX Party Line programme for DXers from Radio HCJB in Quito, Ecuador—tune to 15-270 on Mondays, Wednesdays and Saturdays at 2130.

The 11, 9, 7 and 6MHz Bands

Although signals from all continents have been audible on one or other of these bands during the day or night, the lack of sensible band planning in an overcrowded situation and the deliberate illegal jamming which takes place seriously detract from the pleasure of DXing.

The signals from Radio Australia on the 11MHz (25m) band are inconsistent in the early morning. George Hewlett's report indicated that their 11-910 transmission to the Pacific area, which commences at



QSL sent in by Tim Shirley

0400, peaks up around 0615 some mornings to SIO 433, but this is not the best band to choose for reception in the UK.

Using a Yaesu FRG-8800 receiver in Cardiff, Al Dupres logged ELWA Monrovia, Liberia on 11-955 at 0654 and received a good signal from Radio Kuwait on 11-675, with programmes in English from 1800–2100. Very strong signals can be heard from UAE Radio Dubai on 11-955 from 1500, Julian Wood of Buckie, Scotland has been listening to their broadcast in English which commences at 1600.

Up in Lossiemouth, Bill Stewart uses a National Panasonic DR 28 receiver with just its internal whip antenna. He has been hearing some interesting stations on this band including Radio Finland, Helsinki on 11-945, with the news in English at 1310; RCI Montreal, Canada on 11-960 at 2125; Radio RSA Johannesburg S. Africa on 11-775 with news at 2135 and an Evangelical programme from WYFR via their transmitter in Okeechobee, Florida USA on 11-580 at 2140. Alan Curry has been listening to WYFR too, but at 1935, when he logged them as SINPO 32233 in Stockton-on-Tees. Alan uses a Yaesu FRG-7700 receiver in conjunction with an a.t.u.

★ BAKER ★

GROUP P.A. DISCO

AMPLIFIERS post £2

150 watt Output, 4 input Mixer pre-amp. Illustrated **£99**

150 watt Output, Slave 500 mv. Input 3 Speaker Outputs **£80**

150 + 150 watt Stereo, 300 watt Mono Slave 500 mv. Inputs **£145**

150 watt P.A. Vocal, 8 inputs. High/Low Mixer Echo Socket **£149**

60 watt Mobile 240v AC and 12v DC. 4-8-16 ohm + 100v line **£89**

Compact PA amp 20 + 20 Stereo or 40 watts Mono **£65**

30 watt Guitar/PA Amplifier, 2 inputs, Treble, Bass etc. **£95 PP £5**

30 Watt COMBI, 12in. Speaker, Treble, Bass etc. **£95 PP £5**

FAMOUS LOUDSPEAKERS

Make Model Size Watts Ohms Price Post

GOODMANS HB WOOFER 8in. 60 8 £16 £1

BAKER DISCO GROUP 10in. 60 8/16 £20 £2

BAKER MID-RANGE 10in. 100 8 £27 50 £2

BAKER DISCO GROUP 12in. 75 4/8 16 £22 £2

BAKER DISCO GROUP 12in. 120 8/16 £32 £2

GOODMANS DISCO GROUP 12in. 120 8/16 £36 £2

WEM DISCO GROUP 12in. 300 8 £49 £2

H+H DISCO GROUP 15in. 100 4/8 16 £54 £4

H+H DISCO GROUP 15in. 200 8/16 £69 £4

GOODMANS HP/BASS 15in. 250 8 £74 £4

GOODMANS HPD/BASS 18in. 230 8 £87 £4

COMPACT FULL RANGE SPEAKER SYSTEMS size 24 x 17 x 12in

120 watts £95, 200 watts £115, 400 watts £185 each. Carr £10.

MID-N-TOP 300 watts add on system complete £130 each. Carr £10.

DISCO CONSOLE Twin Decks, mixer pre amp £149. Carr £10.

Disco Powered 120 watt £199, or Complete Disco £299. Carr £30.

MAINS TRANSFORMERS Price Post

250-0-250V 60mA, 6.3V 2A £14.00 £1

350-0-350V 250mA, 6.3V 6A CT £14.00 £2

220V 25mA, 6V 1 Amp £3.00 220V 45mA, 6V 2 Amp £4.00 £1

LOW VOLTAGE TAPPED OUTPUTS AVAILABLE

1 amp 6, 8, 10, 12, 16, 18, 20, 24, 30, 36, 40, 48, 60 £6.00 £2

ditto 2 amp £10.50 3 amp £12.50 £2

31-26-0-26-31 volt 6 amp £14.00 £2

LOW VOLTAGE MAINS TRANSFORMERS £5.50 each post paid.

9V, 3A, 12V, 3A, 16V, 2A, 20V, 1A, 30V, 1/2A, 30V, 5A + 17-0-17V, 2A, 35V, 2A, 20-40-60V, 1A, 12-0-12V, 2A, 20-0-20V, 1A.

PANEL METERS 50µA, 100µA, 500µA, 1mA, 5mA, 100mA, 500mA, 1 amp, 2 amp, 5 amp, 25 volt, VU 2 1/4 x 2 1/4 in. £5.50 post 50p

MINI MULTI TESTER Volts AC-DC, ohms, milliamps, £8.50

DELUXE RANGE DOUBLER METER 50K 0.P.V. £25.00 PP £1

7 x 5 x 2in Ohms 20meg, volts 0.25, 1000, current 50ua. 10a.

PROJECT CASES Black Vinyl Covered Steel Top, All Base

4 x 2 1/2 x 2 1/4 in. £3.00; 6 x 4 x 1 1/2 in. £4.00; 8 x 5 x 2 in. £4.50;

11 x 6 x 3 in. £5.00; 11 3/4 x 6 x 5 in. £10.00; 15 x 8 x 4 in. £13.50

ALUMINIUM PANELS 18 s.w.g. 12 x 12 in. £2.00; 14 x 9 in. £2.00;

6 x 4 in. 65p; 12 x 8 in. £1.50; 10 x 7 in. £1.10; 8 x 6 in. £1.00;

14 x 3 in. 85p; 12 x 5 in. £1.00; 16 x 10 in. £2.35; 16 x 6 in. £1.50.

ALUMINIUM BOXES. MANY OTHER SIZES IN STOCK.

4 x 2 1/2 x 2 in. £1.35; 3 x 2 x 1 in. £1.15; 6 x 4 x 2 in. £2.20; 8 x 6 x 3

£3.40; 12 x 5 x 3 in. £4.00; 6 x 4 x 3 in. £2.50; 10 x 7 x 3 in. £4.00.

HIGH VOLTAGE ELECTROLYTICS Many others in stock.

20/500V 75p 220/400V £2 32 + 32/500V £2

32/350V 50p 8 + 8/450V £1 32 + 32/350V £2

47/350V 75p 20 + 20/350V 75p 80 + 40 + 20/350V 95p

GEARED TWIN GANGS 365 + 365 + 25 + 25p £2.00.

VERNIER DIALS 0.100, 36mm, £3.00, 50mm, £3.50.

MORSE CODE TAPPER & BUZZER Practice Set £3.00.

RADIO COMPONENT SPECIALISTS

337 WHITEHORSE ROAD, CROYDON

SURREY, U.K. Tel: 01-684 1665

Post 66p Minimum. Callers Welcome.

Delivery 7 days. Closed Wednesday

ACCESS VISA

and wire antenna and recently heard a programme of Indian music from All India Radio, New Delhi on 11-620 at 1948, noted as SINPO 43434 in his log. Alwyn Evans has been hearing them too, but on 11-865 and later listened to Radio Baghdad, Iraq on 11-750 at 0003 with a programme in English intended for North America.

The best reception of Radio Australia in the UK is on the 9MHz (31m) band in the morning, although several frequencies are used to different target areas, their transmission on 9-655 directed to Europe and the S. Pacific area from 0700 is the one to look for. Alan Curry noted them as SINPO 43333 in his log at 0855. Their transmission is spoilt by Radio Finland, who start up on the frequency and ruin things for both of them at 0930.

Philip Rambaut mentioned two transmissions in the early morning—Radio HCJB Quito, Ecuador, beaming to Europe on 9-860 at 0547 in Spanish and Nordic languages; Radio Nederlands broadcasting to Australia at 0830, via their Bonaire, Nederlands Antilles relay on 9-630. Later, he logged the Voice of Vietnam on 10-040



QSL sent in by Edward Tew

at 1713. Alan Curry heard SRI Berne, Switzerland on 9-535 at 1800 and Julian Wood logged REE Madrid, Spain on 9-765 at 1830. Writing from Nigeria, **Bobby Enebeli** reports that Radio Cairo, Egypt on 9-475 is a good signal there at 0250 when broadcasting to North America.

Good signals from Radio Australia can also be heard on the 7MHz (41m) band on 7-205 around 1400 and on the 6MHz (49m) band on 6-035 around 1600 via transmitters in Carnarvon—George Hewlett says "During Cyclone danger periods,

Carnarvon's antennas are lowered by the station crews to avoid damage—the service is then radiated from Shepperton at lower power". **John Parry** has been listening to the early morning transmission to Europe from RCI in Montreal, Canada on 6-140 at 0615.

The 5, 4, 3 and 2MHz Bands

There are a number of new stations mentioned in the chart this time—can you hear them?

Post early for Christmas!

Send your reports in by December 24

SWAP SPOT

Have Spectrum 48K, also Interface One and micro drive. Would exchange for Belcom LS102L 28MHz multimode or 430MHz multimode mobile. J. D. Bolton G4XPP, 10 Bowness Road, Coniston Park Estate, Timperley, Cheshire WA15 7YA. **B907**

Have Eddystone transistor communications receiver (type 860). Would exchange for Texas T199/4A stand-alone peripherals, e.g. disc interface and drive, RS232, thermal printer. Or w.h.y? M. J. Lang G4DVK. Tel: Burnham-on-Sea 5976. **B913**

Have Class D wavemeter, valves, meters, lamps, photographic, automobile tools, geographic slides, fluorescents, switches—send s.a.e. for list. Would exchange for video tape, holiday, microwave. w.h.y? 25 Glenmore Road, Oxtou, Birkenhead, Cheshire L43. **B918**

Have Grundig Traveller superhet, f.m., l.w., m.w., s.w., 5-9 to 18MHz, battery or a.c., manual, mint. Ricoh rangefinder semi-automatic camera model 500G in mint condition. Would exchange for general communications receiver Trio R59, Eddystone 840, etc. H. C. Bach. Tel: 01-794 9790. **B919**

Have Mitsubishi 9in battery/mains colour television. Would exchange for best RGB monitor offered. G. S. Dutton, 40 Grafton Road, Harwich, Essex CO12 3BD. **B920**

Have FT-290 with muTek front-end, Tokyo hi-power 30W linear, mobile 7/8 antenna, MMB11, s.w.r., etc. head set with mic. Would exchange for Honda or Kawasaki portable generator, AR2001 or Trio 3500, w.h.y? **B927**

Have radios from 20s to 60s, shack clearout through illness. Most are working and have been well kept. Names like Mullard, Defiant, GEC, HMV, Bush, etc. Would exchange for s.w.l. gear or w.h.y? T. Hoyle. Tel: Hull 801771. **B963**

Have Eddystone 730 communications receiver, 480kHz to 30MHz in 5 bands, S-meter, variable selectivity. Would exchange for Sony C5, C6, C7, video recorder, w.h.y? Tel: Watford 24752 **B968**

Have 20 x 50 Mark Scheffel binoculars, Toshiba stereo music centre matching speakers, Spectrum 48K, power supply, interface, base unit, word processor, copy tape, software, joystick, cassette recorder. Would exchange for transceiver, scanner or w.h.y? Tel: Oxford 772370. **B972**

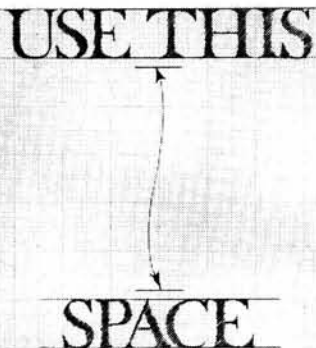
Have some fishing tackle, bought 1st week in July. Would exchange for a v.h.f./u.h.f. scanner. Steve. Tel: Bloxwich 493331. **B975**

Have Exa 500 camera, 2-8 Domiplan and 135 Meyer-Optic telephoto lens. Garrard 301 turntable boxed, Ferrograph tape deck. Would exchange for 144MHz or 430MHz gear of any sort. S. Goodwin. Tel: 0454 414516. **B986**

Have TS-430S h.f. transceiver with YK88SN s.s.b. filter and f.m. 430 units fitted, v.g.c., MMT144/28 transverter and cables to fit above h.f. rig. service manual for h.f. rig. Would exchange for good TS-830S h.f. transceiver. Terry G4OXD, 41 Keats Way, Hitchin, Herts SG4 0DP. **B987**

BENNY





SMALL ADS

The prepaid rate for classified advertisements is 40 pence per word (minimum 12 words), box number 60p extra. Semi-display setting £13.24 per single column centimetre (minimum 2.5 cm). Please add 15% VAT to total. All cheques, postal orders etc., to be made payable to Practical Wireless. Treasury notes should always be sent registered post. Advertisements, together with remittance should be sent to the Classified Advertisement Dept., Practical Wireless, Enefco House, The Quay, Poole, Dorset BH15 1PP. Telephone (0202) 678558.

Whilst prices of goods shown in advertisements are correct at the time of closing for press, readers are advised to check with the advertiser both prices and availability of goods before ordering from non-current issues of the magazine.

Receivers & Components

MAXI - Q

COILS AND CHOKES
PREVIOUSLY MADE BY Denco
S.A.E. PRICE LIST
8 BRUNEL UNITS, BRUNEL ROAD,
GORSE LANE IND. ESTATE,
CLACTON, ESSEX CO15 4LU.
TEL: (0255) 424152

SPECIALIST VHF MONITOR RECEIVERS. Pocket-sized with 26-30/54-176MHz providing Public-Service Action Aircraft, Marine, Ham-Radio, CB, Business Radio, PSB, Surveillance, Utilities, General Broadcasts & more! Ultra sensitive with integral VFO, squelch & volume facility @ £32.50 all inc. The ideal gift, CWO/COD welcome! D. TAYLOR (Dept PW8), 8 Emmerson Street, Crook, Co. Durham, UK.

IMPROVE YOUR DX'ING with our communications aids. Preselector, calibrator, audio filter, step attenuators. SAE lists. THEASBY ELECTRONICS, 31 Middleton, Cowling, Keighley, West Yorkshire BD22 0DD.

TRANSISTORS RESISTORS CAPACITORS

BC108/9 15p. LED's 3-5mm 12p. SAE for full list.
2SC166 £1.60. 1/4W 5% Res 2p. Prices include VAT.
2N3055 65p. Jack Plugs 10p. P.P. 75p.

T.R.C. SUPPLIES

4A GARFIELD ROAD
SCARBOROUGH, YORKS YO12 6NQ

RADIO CANADA, Peking, Australia, Voice of America. A Vega 206 (6x SW/MW/LW) pulls these and dozens more. £24.95. "Good buy" Practical Wireless. Year's guarantee. Return despatch. CORRIGAN-RADIOWATCH, Building 109, Prestwick Airport, KA9 2RT.

CRYSTALS Made to order for any purpose and large stocks of standard frequencies for computers, modems, etc. Amateur CW (QRP) freqs £4.00 and CB conversion crystals at £4.50. **PROGRAMMABLE OSCILLATORS (PXO)** for baud rates, MPU, and freq markers £12.50.

FILTERS Crystal, monolithic, mechanical and ceramic for all standard IF's. Special 10.695MHz for big improvement to most CB rigs at £4.50 each.

S.A.E. FOR LISTS. PRICES INCLUDE VAT AND POST

P. R. GOLLEDGE ELECTRONICS
G3EDW, Merriott, Somerset, TA16 5NS
Tel. 0460 73718

MEDIUM WAVE DX SEASON. S.A.E. details of our DLAI Loop Amp. D. J. STANTON (RADIO), 16 Addison Road, Worcester WR3 8EA.

ELECTRONIC COMPONENTS IN HOVE. SCS COMPONENTS, 218 Portland Road, 0273 770191 (also Mail Order).

Books and Publications

DIAL-SEARCH: ideal gift for the home listener. 46 page book clearly listing broadcasting stations Europe & U.K. with 2 maps. 4th edition £3.30 includes postage (abroad £3.50 or 15 IRCs). - GEORGE WILCOX (PW3), 9 Thurrock Close, Eastbourne BN20 9NF.

Software

COMMODORE COMPUTERS (+4, C16, 64, 128). "MICROCOM" cw/rtty tx/rx with superb morse tutor. "TURBO LOG" ultimate high speed station log. "MICROCOM INTERFACE" ready built. S.A.E. to: Moray Micro Computing, Enzie Slackhead, Buckie, Moray, AB5 2BR. Tel. 0542 7384.

SLOW SCAN T.V. 4SK SPECTRUM 12SK TRANSMIT SCREENS AND TEXT

Allows you to TX/RX text and graphics. Capture and re-transmit pictures. Store pictures, print pictures, save pictures to tape.

8 picture stores on 48K, many more on 12SK. Picture design programme allows you to design personal test card, CQ call and much, much more.

If you have a camera and digitiser, these may be used with the programme to send personal pictures.

Tone generator hardware allows maximum computer processing time for accurate, clean signals.

The Two programmes and very comprehensive instruction book, inc. P&P

Ready built interface and tone generator

As above with automatic PTT

S.A.E. for detail of interface and tone generator kits.

J.&P. ELECTRONICS LTD.
New Road Complex, New Road, Kidderminster DY10 1AL
Tel: (0562) 753893

FREE DISK! When you request our amazing disk prices. NEBULAE, (Dept. M.M.), FREEPOST, Carrickfergus, Co Antrim, BT38 7BR.

For Sale

GRUNDIG infra-red remote control VIF/K1 consist transmitter TPV355 and receiver VIF-E1 brand new £5, P&P £2. Video tapes (V2000) brand new VCC360 £6.99, post 45p. STAN WILLETT'S 37 High Street, West Bromich, West Midlands. 021-553 0186.

Service Sheets

TECHNICAL INFO SERVICES 76 Church St - Larkhall - Lanarks

FULL SIZE SERVICE SHEETS
Ctv/Mus-c/Combis £3.50 per set + Isae
Any other published £2.50 + Isae

Complete TV Repair Course £9.50
Complete Radio Servicer/Repair £9.50
Practical Transistor Yearbook £5.80

Repair data/circs most TVs and Video
Mono TV or Videos £10.50: CTV £12.50

Almost every SERVICE MANUAL stocked
Main supplier NEWNES TECHN BOOKS
Sole supplier TV TECHNIC BOOKS
S.a.e. for free Review and pricelists

FOR FAST QUOTES
PHONE 0698 884585
After 5pm - 0698 883334

SERVICE MANUALS, Television, Audio, Video, Vintage, Test etc. LSAE enquiries: MAURITRON (PW), 8 Cherry-tree Road, Chinnor, Oxfordshire, OX9 4QY.

Aerials

ANTI-TVI AERIALS, TRAP DIPOLES, TRAPS for beams, verticals or wire aerials. Baluns. Data sheets 26p SAE. Aerial Guide £1. (039 86) 215. G2DYM, Uplowman, Devon EX16 7PH.

ORDER FORM PLEASE WRITE IN BLOCK CAPITALS

Please insert the advertisement below in the next available issue of Practical Wireless for
insertions. I enclose Cheque/P.O. for £ CAT. heading
(Cheques and Postal Orders should be made payable to Practical Wireless)

NAME

ADDRESS

PRACTICAL WIRELESS
Classified Advertisement Department,
Enefco House, The Quay, Poole,
Dorset BH15 1PP. Telephone (0202) 678558
Rate 40p per word, minimum 12 words.
Box No. 60p extra.
PLEASE ADD 15% VAT TO TOTAL

BRITISH DX CLUB for broadcast band DXers and SWLs. Latest information on HF, MW, VHF, TV, QSLs and more. For sample copy of 'Communication' write, including return postage to: BDXC(UK), 54 Birkhall Road, London SE6 1TE.

WWII RADIO/RADAR EQUIPMENT WANTED. CR100, BC348, HR0 Senior, Collins 75A4, APR4, TR1082/1083, TR9H, T1154, radar transmitters, receivers, modulators, indicator units, magnetrons CV38, CV64, Klystrons CV67, and other units British, American and German. BRISTOW, 6 Finmere, North Lake, Bracknell, Berks.

AR88 IN GOOD CONDITION. Phone Walton-on-Thames (0932) 241186.

PANASONIC RF6300 RADIO or others, digital considered.
(0462 33690) or (0462 54254).

CASES 19" rack and free standing from £12.00. NEWRAD
Wick Ind. Est., New Milton, Hants. Tel. 621195.

THE SCIENTIFIC WIRE COMPANY
811 Forest Road, London E17. Telephone 01-531 1568

ENAMELLED COPPER WIRE

SWG	1lb	8 oz	4 oz	2 oz
8 to 34	3.63	2.09	1.10	0.88
35 to 39	3.82	2.31	1.27	0.93
40 to 43	6.00	3.20	2.25	1.61
44 to 47	8.67	5.80	3.49	2.75
48	15.96	9.58	6.38	3.69

SILVER PLATED COPPER WIRE

14 to 30	9.09	5.20	2.93	1.97
----------	------	------	------	------

TINNED COPPER WIRE

14 to 30	3.97	2.41	1.39	0.94
----------	------	------	------	------

Fluxcore
Soldier

	5.90	3.25	1.82	0.94
--	------	------	------	------

Prices include P&P VAT. Orders under £2 add 20p.
SAE for list of copper and resistance wire.
Dealer enquiries welcome.

SPARES. Rigonda T.V. Radiograms. Also Sharp video. Audio. S.A.E. 272 Barking Road, London E13.

MORSE CODE PREPARATION
Cassette A: 12 wpm for amateur.
Cassette B: 12-25 wpm for professional examination preparation.
Each cassette is type C90.
Price of each cassette (including booklets) **£3.95**.
Morse key with separate battery (PP3) — driven solid-state oscillator and sound transducer produces clear tone for sending practice. Price of key with electronic unit **£8.95**.
Price includes postage etc. Europe only.
MH ELECTRONICS (Dept PW)
12 Longshore Way, Milton, Portsmouth PO4 8LS

WAVEGUIDE, FLANGES & DISHES. All standard sizes & alloys (new material only) from stock. Special sizes to order. Call: EARTH STATION 01-228 7876. 22 Howie Street, London SW11 4AR.

G2VF D.I.Y. H.F. Long and Medium Wave loop antennas. S.A.E. for details: F. RYLANDS, 39 Parkside Avenue, Millbrook, Southampton.

HEATHKIT U.K. Spares and Service Centre. CEDAR ELECTRONICS, Unit 12 Station Drive, Bredon, Tewkesbury, Glos. Tel. (0684) 73127.



Everything you need for your shack is available from Thanet Electronics' retail shop. Andy G6MRI is on hand with new and secondhand stock from ICOM plus Yaesu, Trio, MET, Tono, Jaybeam, Welz, Drae, BNOS and many more. RSGB publications also available, if Andy can't help, you've got a problem. Why not call in, we are on the corner of Stanley Road and Kings Road, Herne Bay, Kent and open 9 - 5.30 mon-sat, lunch is 1-2.15, 1/2-day closing thursday afternoons open 9-1.00. BCNU.

Credit facilities available, plus VISA & ACCESS accepted.



2 Stanley Road, Herne Bay, Kent CT6 6SH. Tel: 0227 369464.

More than 8 million students throughout the world have found it worth their while! An ICS home-study course can help you get a better job, make more money and have more fun out of life! ICS has over 90 years experience in home-study courses and is the largest correspondence school in the world. You learn at your own pace, when and where you want under the guidance of expert 'personal' tutors. Find out how we can help YOU. Post or phone today for your **FREE INFORMATION PACK** on the course of your choice. (Tick one box only!)

Electronics	<input type="checkbox"/>	Radio, Audio and TV Servicing	<input type="checkbox"/>
Basic Electronic Engineering (City & Guilds)	<input type="checkbox"/>	Radio Amateur Licence Exam (City & Guilds)	<input type="checkbox"/>
Electrical Engineering	<input type="checkbox"/>	Car Mechanics	<input type="checkbox"/>
Electrical Contracting/Installation	<input type="checkbox"/>	Computer Programming	<input type="checkbox"/>
GCE over 40 'O' and 'A' level subjects			<input type="checkbox"/>

ICS Name _____ P Code _____
Address _____
International Correspondence Schools Dept EES I7, 312/2314 High St., Sutton,
Surrey SM1 1PR. Tel: 01-643 9568 or 041-221 2926 (24hrs).

A205	1.00	EC52	0.05	EF89	1.60	EY81	0.75	FLP200*	2.80	UCC84	0.05
A253	0.80	EC91	0.40	EF91	1.00	EY86/87	0.60	PL38	1.10	UCC85	0.75
A290	12.75	EC93	1.85	EF92	2.15	EY88	0.85	UCC82	2.50		
A315	1.50	EC91	0.05	EF93	0.75	EY82	0.75	UCC81	0.75		
A320	1.15	EC82	0.05	EF96	0.60	EZ81	0.75	PL83	0.00	UCC82	0.75
ATP4	0.90	EC83	0.75	EF83	0.00	GA	0.90	PL84	0.90	UF41	1.35
ATP5	0.90	EC84	0.75	EF84	0.00	GA	1.30	PL84	1.30	UCC80	0.00
CY31	1.00	EC85	0.75	EF812	0.75	GZ22	1.05	PL508	2.00	UF85	0.75
DAF92	0.05	EC88	0.00	FLP200	1.85	GZ33	0.40	PL509	5.05	UCC84	0.75
DEP12	32.00	EC169	0.95	EH80	0.65	GZ34	1.50	PL510	5.50	UCC80	0.00
DEP13	1.00	EC82	0.05	EF87	0.75	GZ34	0.75	PL525	0.65	UCC84	0.75
DFH6	0.75	ECF80	0.95	EL34	2.10	GZ32	0.95	PL90	0.70	UY82	0.75
DFH7	0.75	EC82	0.05	EL34*	4.75	K16*	15.50	PL81/800	0.05	UY85	0.05
DFH8	1.00	EC82	0.05	EL32	0.75	K17**	0.75	PL81/800	0.75	UY86	0.05
DY86/87	0.05	EC842	1.20	EL84	0.05	KT88	1.70	PL98	0.70	VR150/50	1.00
EC81	0.75	EC81	0.70	EL86	0.05	KT88**	25.00	PS50A	2.10	XR150	1.70
EC82C	0.75	EC84	0.05	EL84	0.00	L2	1.25	QV03/10	0.75	Y81	0.75
E180C	11.50	ELC180	0.70	EL91	0.05	ML6	1.25	QV03/10*	1.00	Z749	0.75
E184C	0.50	ELC82	0.75	EL95	1.25	MX1/201	29.50	QV03/20A	27.50	Z759	19.00
EA36	1.00	ELC85	0.75	EL504	2.70	N78	0.90	QV05/60A	28.50	Z800A	1.75
ELC180	0.75	ELC80	0.05	EL509	0.75	N78-ADA*	0.75	QV05/12	1.00	Z800B	1.75
EL70	0.70	EF22	3.90	EL519	0.70	0B2	0.00	QV03/12	0.75	Z803U	16.00
EB81	1.00	EF37A	2.15	EL122	0.65	PLC82	0.05	SP61	1.00	Z800T	1.75
ELC180	0.75	EF38	1.15	EL122	0.95	PL84	0.75	TT23	0.40	Z749	0.75
EC80	0.90	EF90	0.05	ELL80E	0.50	PLC86	0.00	TT22	48.10	1.04	0.65
EB81	0.90	EF93	3.90	EM80	0.05	PLC85/85	0.05	UAB/80	0.75	1S5	0.00
EC81	0.75	EF95	0.05	EL510	0.40	PLC86	0.75	UAB/80	0.75	1S5	0.00
EB81	0.90	EF96	1.25	EY51	0.00	PLP200	1.10	UB90	0.75	1S5	0.00

VALVES AND TRANSISTORS Telephone enquiries for valves, transistors, etc. Retail 743 3534, trade and export 743 0899.
POSTAGE: £1-£3 50p; £3-£5 80p; £5-£10 80p; £10-£15 £1.00; £15-£20 £1.50. Minimum order £1.00. Delivery by return.

COLOMER ELECTRONICS (ELECTRONICS LTD.) 170 Goldhawk Rd, London W12
 Tel: 01-743 0899 or 01-749 3934. **Open Monday to Friday 9 a.m.-5.30 p.m.**

SELLING? Is your Used Equipment in First Class Condition? Want the VERY BEST CASH PRICE, with the least hassle and no waiting months for your ads to appear??

BUYING?? Whether looking for the largest or smallest item in Amateur Radio, you can save money by buying from our stock of TOP QUALITY USED AMATEUR EQUIPMENT!!

For the Deal You've been Looking for, Phone Dave, G4TNY
ON HORNCHURCH (04024) 57722 or 0836 201530 Mobile Phone. SAE required for list!
(Personal callers by appointment only please) MONDAY TO SATURDAY, 9 am to 7 pm

MAIL ORDER

132, Albany Road, Hornchurch, Essex RM12 4AQ

PART EXCHANGE

YOUR LOCAL DEALERS

STOKE ON TRENT

MRZ COMMUNICATIONS LTD

ICOM - Amateur/PMR/Marine/Air.
YAESU - Amateur MRZ Desk PSU
for ICOM/YAESU Portables.
UK and EXPORT
Tel: (0782) 619658

IRELAND

Radcom Electronics

Approved dealer for Icom,
Yaesu and most accessories

25 Riversfield
Midleton, Co. Cork,
Ireland
Tel: 021 632725/632804

WORCESTERSHIRE

A. Kelly Electronics and Communications Equipment

RSGB Publications, Mutek, DRAE,
Microwave Modules, Starmaster Keys,
TAL Aerials, ALINCO. We buy and sell
second hand equipment.

3 Stoke Road, Aston Fields,
Bromsgrove, Worcs. B60 3EQ.
Tel: 0527 71165

(Open 6 days a week, evenings by Appointment)

ESSEX

Selectronic

The UK's leading suppliers of
934MHz personal radio
equipment

203 High Street, Canvey
Island, Essex
Tel: 0268 691481

(Open Mon-Sat 9-5.30)

Amateur radio equipment also in stock

HERNE BAY

Thanet Electronics

The Official Icom importer

2 Stanley Road
Herne Bay, Kent
CT6 5SH

Tel: 0227 369464

(Open Mon-Sat 9-5.30,
except Thurs 9-1)

SOUTHAMPTON

South Midlands Communications

Official Yaesu Importer

S.M. House, School Close,
Chandlers Ford Industrial Estate,
Eastleigh Hants SO5 3BY.
Tel: 04215 55111

PORTSMOUTH

Telecomms

Importers of the Nevada
range of 934MHz equipment

189, London Road,
North End, Portsmouth,
Hants, PO2 9AE
Tel: 0705 662145

DEVON

Reg. Ward & Co. Ltd.

The South-West's largest amateur
radio stockist. Approved dealer for
Trio, Yaesu and Icom

1 Western Parade,
West Street, Axminster,
Devon, EX13 5NY
Tel: 0297 34918

(Closed 1:00-2:00 and all day Monday)

BUCKINGHAMSHIRE

Photo-Acoustics Ltd.

Approved Trio, Yaesu and
Icom dealer (part exchange
always welcome)

58 High Street, Newport Pagnell,
Buckinghamshire MK16 8AQ
Tel: 0908 610625

(Mon-Fri 9.30-5.30, Sat 9.30-4.30)

TYNE & WEAR

ESR Electronic Components

Official North East dealer for

VELLEMAN KIT

Station Road, Cullercoats
North Shields,
Tyne & Wear NE30 4PQ
Tel: 091 251 4363

(Mon-Sat 9.30-5.30. Closed Thurs)

LONDON

AMCOMM/ARE

Approved dealer for Yaesu
and Icom

373 Uxbridge Road,
London W3 9RN
Tel: 01-992 5765

(Mail order a speciality)

DERBYSHIRE

Low Electronics

The official importer of the
TRIO range of equipment (See
main ad. for the full list of all
our shops)

Chesterfield Road, Matlock,
Derbyshire, DE4 5LE
Tel: 0629 2817/2430/4057

INDEX TO ADVERTISERS

A.H. Supplies	12	Dressler	33	Kimaski Technology	43	S.E.M.	65
A.R.E. Communications	42	Electrovalue	42	Low Electronics	2, 3, 35	Scientific Wire Company	75
Aerial Techniques	65	Elliott Electronics	69	M.H. Electronics	75	Selectronic	76
Allweld Engineering	35	ESR Electronic Components	76	Maplin Electronic Supplies	Cover 4	South Midlands Communications	8, 9, 22, 70
Amcomm-ARE	14, 15, 21	Garex	12	Marco Trading	12	Southdown Radio (Communications)	69
B.N.O.S. Electronics	10	Gollidge, P.R. Electronics	74	Maxi-Q	74	Spectrum Communications	10
Birkett, J.	35	G4TNY Amateur Radio	75	MRZ Communications	76	Stephens James	42
Bredhurst Electronics	69	Hedley's	10	North London Communications	11	T.R.C. Supplies	74
Bunacamp	65	Henry's	10	Photo Acoustics	56	Tandy	25
C.P.L. Electronics	35	Howes, C.M. Communications	70	R.A.S. Nottingham	43	Technical Info Services	74
Cambridge Kits	65	I.C.S. Intertext	75	Radcom Electronics	76	Technical Software	43
Circuit Distribution	29	ICOM/Thanet Electronics	4, 5, 6, 7, 75	Radio Component Specialists	72	Telecomms	55, Cover 3
Colomir Electronics	75	Interbooks	12	Radio Shack Ltd	76	Ward, Reg & Co.	Cover 2
Cricklewood Electronics	69	J.&P. Electronics	74	Random Electronics	69	Waters & Stanton	50
Datong Electronics	70	Johnsons Shortwave Radio	29	Rapid Results College	11	Withers, R. Communications	29
Dewsbury Electronics	13	Kelly, A. Electronics	76	RST Valve	11	Wood & Douglas	50

RADIO SHACK SAVES YOU MONEY ON SCANNERS!

AT LAST - A SCANNER WITH 200 CHANNELS AND DIRECT ACCESS TO 22,000 FREQUENCIES


Also still available BC-200FB 16 CHANNEL SCANNER

The PRO-32 is the very latest hand-held scanner which features not only 200 memories but also:-

- ★ Two scan & search speeds
- ★ Two second scan delay
- ★ Frequency synthesised - no crystals needed
- ★ Priority function - monitor your favourite frequency whilst listening around
- ★ Large LCD display which shows channels and frequencies being scanned, monitored or programmed, plus status of channels
- ★ 66-88MHz VHF Low Band
- ★ 108-136MHz (AM) Aircraft Band
- ★ 138-174MHz VHF Amateur/Public/Marine
- ★ 380-512MHz UHF Amateur/Public

- ★ Squelch Control
- ★ Earphone Jack
- ★ External Antenna Jack
- ★ 7 1/2" x 2 15/16" x 1 5/8"
- ★ Required 6 AA batteries or AC or DC adaptor
- ★ Requires 3 memory batteries (life approx 1 year)

PRO-32 SCANNER	£239.95
MEMORY BATTERIES (set of 3)	£3.60
SET OF RECHARGEABLE NICADS	£11.95
AC ADAPTOR/CHARGER	£11.99
CARRIAGE	£3.45
TOTAL	£270.94
OUR PACKAGE DEAL PRICE	£249.95



£199.95 NOW SAVE £40
£159.95 (CP&P £3.45)



RADIO SHACK LTD

(Just around the corner from West Hampstead Station on the Jubilee Line)

Giro Account No. 588 7151 Telephone: 01-624 7174 Telex: 23718

188 BROADHURST GARDENS,
LONDON NW6 3AY



TELECOMMS BUMPER CATALOGUES



CB £1
934 MHz £1
AMATEUR £1

Each catalogue is packed
full of info. and includes
a £2 voucher.

SCANNING RECEIVERS

C.T.E. DISCONE WIDEBAND ANTENNA

RECEIVE 70-700 MHz
TRANSMIT 50-500 MHz
MAX POWER 500W
GAIN 35dB

NEW BEARCAT H/HELD SCANNING RX. MODEL 100XL

Receives 8 bands plus aircraft band 16 Channels.
priority keyboard lock and lighted display.
66-88 MHz, 118-174 MHz, 406-512 MHz

BEARCAT 175XL



16 channel base receiver (Same spec as 100XL)

29 MHz BASE ANTENNAS

NEVADA TC52 1/2 WAVE

This top class half wave uses high grade aluminium and a low loss coil handling up to 1 KW
WIND RESISTANCE:-75 MPH
GAIN:- 2.5 dB
FREQ:- 28-30MHz

NEVADA TC58 5/8 WAVE

Using high grade aluminium and a low loss coil complete with small radials this antenna is our most popular amongst the 29MHz fraternity.
POWER:- 1KW
GAIN:- 3.5 dB
FREQ:- 28-30MHz
LENGTH:- 6.6 MTRS

SALIUT 3/4 WAVE

Using a unique base hoop this antenna offers exceptional ground wave coverage on 10 FM
POWER:- 2KW
GAIN:- 4.5 dB
FREQ:- 28-30MHz
LENGTH:- 9.1 MTRS

2 MTR EQUIPMENT

2 MTR HANDHELD

CT1600 - A superbly sensitive new handheld covering 142-149MHz
● Repeater shift
● High/low power 1.5/0.5 Watt
● Thumbwheel selector

Each set supplied C/W re-chargeable battery pack and free mains charger unit

VHF MOBILE AMP

B110 144MHz 110 Watt W/Pre Amp. £169
B42 144MHz 40 Watt £64.66
LA05435 144MHz 45 Watt £69.75

Full range of 144 MHz mobile amplifiers in stock see our Ham Catalogue



R.F. AMPLIFIERS

All amplifiers except broadband models are tuned for 29.6MHz centre freq. Should you require a lower freq. i.e. 28.5MHz please state when ordering. Export models available for 26-30MHz.

MOBILE AMPLIFIERS C.T.E. MOD 767

76 Watts FM
INPUT:- 0.5-10 Watts
SWITCHABLE:- Class AB, Class C
SUPPLY:- 13.8 Volt
REMOTE CONTROL FACILITY




C.T.E. MOD 737 50W FM AM/SSB/CW £44.75
C.T.E. MOD 767 80W FM AM/SSB/CW £49.90
C.T.E. MOD 757 150W FM Broadband £116.87
ZETAGI B35 25W FM 26-30MHz £22.23
ZETAGI B150 70W FM 26-30MHz £49.96
ZETAGI B300 150W FM (2-30MHz) £136.00
NEVADA TC35 30W FM 26-30MHz £23.75

MAINS OPERATED AMPLIFIERS

C.T.E. DC9 Solid State 150W FM (Broadband) £199.31
ZETAGI B132 150W FM Solid State (Broadband) £119.00

NEVADA AMATEUR PRODUCTS

HIGH QUALITY BRITISH MADE HIGH POWER VARIABLE CAPACITORS



IDEAL FOR ATU's OR AMPLIFIERS

TC 500 13-500 pF variable suitable for use up to 2kW
MAX VOLTAGE 78kV
SIZE 101 x 105 x 165mm

TC 250 13-250 pF variable suitable for use up to 2kW
MAX VOLTAGE 78kV
SIZE 101 x 105 x 88mm

NEVADA PSDL

PROFESSIONAL DUMMY LOAD

FREQ:- DC to 3000 MHz
POWER:- 15 Watts
Made to the highest standards. This unit is a must for UHF, VHF and HF operators, offering wide Freq. coverage at an affordable price.

£27 plus £2 p&p

£19.95 plus £1 p&p

£36

NEVADA

HIGH QUALITY BRITISH MADE 29MHz FM PRODUCTS

NEVADA TC35 DX

R.F. POWER AMP. WITH HARMONIC FILTER

INPUT:- 1-4 Watts
OUTPUT:- 25-30 Watts
SUPPLY:- 13.8V DC
FREQ:- 26-30 MHz

Can be centred on 29.6 MHz or 28.5 MHz (state which). A new top quality amp, which now features harmonic filter to reduce harmonic O/P

NEVADA TC27 RX RECEIVER PRE-AMP FOR 26-30MHz

A superior low noise pre-amplifier for 29MHz FM operation. Variable gain -6dB's to +18dB's suitable for use with transceivers up to 25 Watts output.



£23.75

£23.99

NEVADA TM27 ANTENNA MATCHER

Ideal for both home and mobile use this matcher really works allowing full coverage of the 10 MTR band and handling 100 Watts.



£11.64

TC2 2 WAY ANTENNA SWITCH

A robust unit with unique double screening handling up to 200 Watts and exceptionally low insertion loss. FREQ:- 1-100MHz



£6.81

NEVADA TC27 RXM MOBILE PRE-AMPLIFIER FOR 29MHz FM

An F.E.T. low noise pre-amplifier with variable gain. Designed to improve reception on even the best transceiver.

GAIN:- -6 to +20dB's



£19.95

TELECOMMS

HOTLINE (24 HOURS)
0705 662145

189 LONDON ROAD, PORTSMOUTH,
HANTS, PO2 9AE,
TELEX 869107 TELCOM G

USE YOUR CREDIT CARD (AMERICAN EXPRESS
ACCESS OR VISA) FOR IMMEDIATE DESPATCH

TRADE ENQUIRIES WELCOME.

WORLDWIDE DISTRIBUTORS OF AMATEUR & PERSONAL RADIO EQPT.

**ON
SALE
NOW
DON'T
MISS
YOUR
FREE
GIFT.
ORDER
YOUR
COPY
NOW!**

1987 BUYER'S GUIDE TO ELECTRONIC COMPONENTS

Maplin



Pick up a copy of our new 1987 catalogue from all branches of W.H. Smith for just £1.50. Or post this coupon now, to receive your copy by post for just £1.50 + 40p p & p. If you live outside the U.K. send £2.50 or 11 International Reply Coupons. I enclose £1.90.

Name

Address

Post Code PW1/87

**AVAILABLE
IN ALL
W.H. SMITH
STORES
ORDER YOUR
COPY NOW!**

MAPLIN ELECTRONIC SUPPLIES LTD.

Mail Order: P.O. Box 3, Rayleigh, Essex SS6 8LR.
Telephone: Southend (0702) 554161

SHOPS

- BIRMINGHAM Lynton Square, Perry Barr, Tel: 021-356 7292.
- LONDON 159-161 King Street, Hammersmith, W6.
Telephone: 01-748 0926.
- MANCHESTER 8 Oxford Road, Tel: 061-236 0281.
- SOUTHAMPTON 46-48 Bevois Valley Road, Tel: 0703 225831.
- SOUTHEND 282-284 London Rd, Westcliff-on-Sea, Essex.
Telephone: 0702-554000

Shops closed all day Monday.